




## SWIFT IN FIGURES

May 2017 YTD



## Key Highlights May 2017 YTD

### SWIFTNet FIN

**2,855,425,102**

Total FIN Messages (May 2017 YTD)

**30,861,731**

FIN Messages Peak Day on 30th June 2016

**27,695,685**

Average FIN Messages (May 2017 YTD)

**28,922,598**

Average FIN Messages (May 2017)

**8.2%**

FIN Growth (May 2017 YTD)

#### SWIFTNET FIN Customer Base

Live countries	> 200
Live members	2,405
Live sub-members	3,347
Live participants	5,560
Total live users	11,312

#### May 2017

> 200

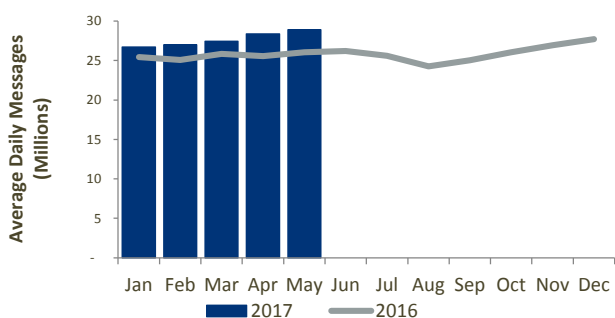
2,405

3,347

5,560

11,312

SWIFTNet FIN Traffic by Month



### SWIFTNet InterAct

**849,122,541**

Total InterAct Messages (May 2017 YTD)

**8,235,912**

Average InterAct Messages (May 2017 YTD)

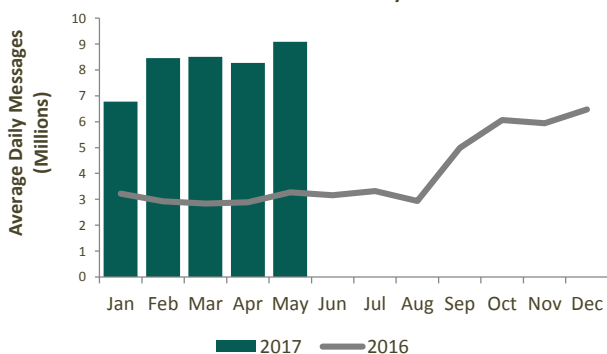
**9,095,557**

Average InterAct Messages (May 2017)

**126.5%**

InterAct Growth (May 2017 YTD)

SWIFTNet InterAct Traffic by Month



### SWIFTNet FileAct

**2,113,740,732**

Total FileAct KChar (May 2017 YTD)

**20,501,850**

Average FileAct KChar (May 2017 YTD)

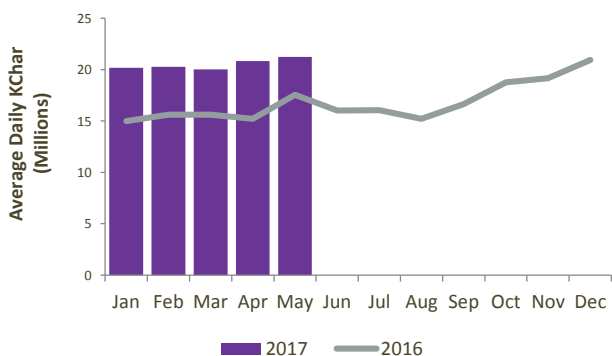
**21,251,233**

Average FileAct KChar (May 2017)

**29.7%**

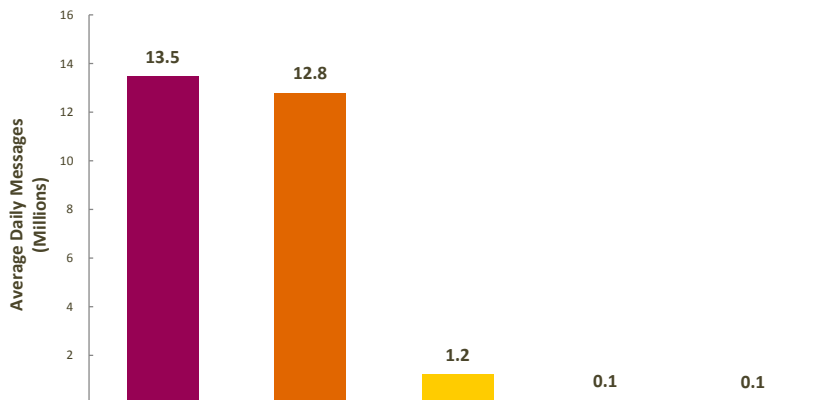
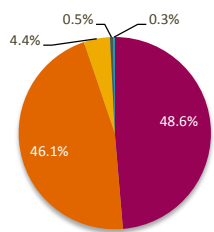
FileAct Growth (May 2017 YTD)

SWIFTNet FileAct Traffic by Month



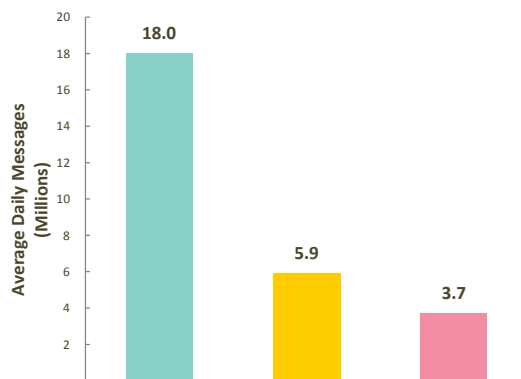
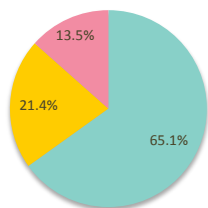
**SWIFTNet FIN**

**Distribution by Market**



	Payment	Securities	Treasury	Trade	System	Grand Total
Total Messages	1,389,023,538	1,317,669,426	125,775,305	15,218,011	7,738,822	2,855,425,102
YTD Average Daily Messages	13,472,585	12,780,499	1,219,935	147,604	75,061	27,695,685
Weight	48.6%	46.1%	4.4%	0.5%	0.3%	100.0%
YTD Growth (*)	11.5%	6.1%	-2.8%	-1.1%	25.6%	8.2%
Contribution to Growth (*)	66.3%	34.8%	-1.7%	-0.1%	0.7%	100.0%

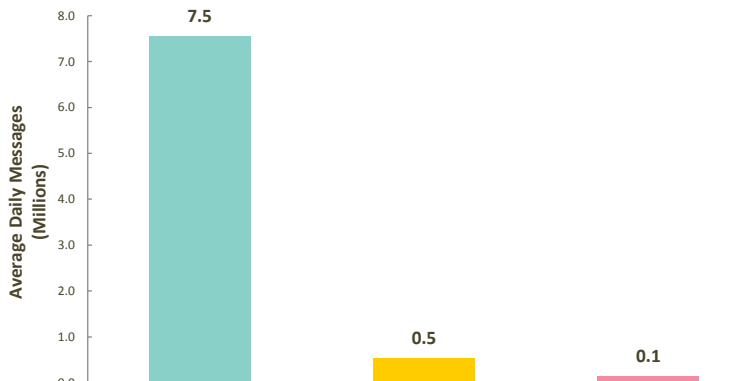
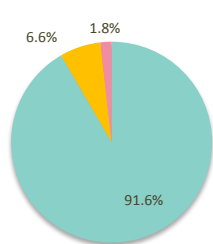
**Distribution by Region**



	Europe, Middle	Americas	Asia Pacific	Grand Total
Total Messages	1,858,814,044	612,479,584	384,131,474	2,855,425,102
YTD Average Daily Messages	18,029,234	5,940,636	3,725,814	27,695,685
Weight	65.1%	21.4%	13.5%	100.0%
YTD Growth (*)	7.9%	11.7%	4.6%	8.2%
Contribution to Growth (*)	62.6%	29.6%	7.7%	100.0%

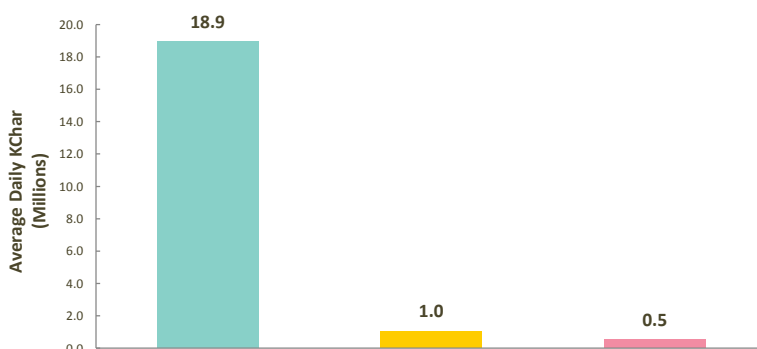
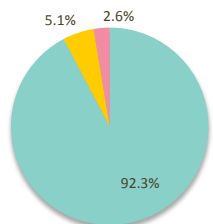
(\*) Growth adjusted to business days (103.1 in 2017 vs 103.05 in 2016)

SWIFTNet InterAct



	Europe, Middle East & Africa	Americas	Asia Pacific	Grand Total
Total Messages	777,853,270	56,196,122	15,073,149	849,122,541
YTD Average Daily Messages	7,544,649	545,064	146,199	8,235,912
Weight	91.6%	6.6%	1.8%	100.0%
YTD Growth (*)	152.8%	9.1%	-3.8%	126.5%
Contribution to Growth (*)	99.1%	1.0%	-0.1%	100.0%

SWIFTNet FileAct



	Europe, Middle East & Africa	Americas	Asia Pacific	Grand Total
Total Kchar	1,950,496,630	108,142,709	55,101,394	2,113,740,732
YTD Average Daily KChar	18,918,493	1,048,911	534,446	20,501,850
Weight	92.3%	5.1%	2.6%	100.0%
YTD Growth (*)	25.1%	113.4%	186.2%	29.7%
Contribution to Growth (*)	80.7%	11.9%	7.4%	100.0%

(\*) Growth adjusted to business days (103.1 in 2017 vs 103.05 in 2016)

