



A guide to visuals in Banking Analytics

Trade Finance dashboard – my counterparty countries


Business Intelligence solutions, Watch team

June 2017

My Counterparty Countries

Utilize this dashboard to:

- ✓ Monitor your traffic to and from a country
- ✓ Identify top countries and corridors on SWIFT
- ✓ Benchmark your traffic and trends with Market totals
- ✓ Understand your activity share in country corridors



**Dynamic and
Easy to use**

**Business
Focus**

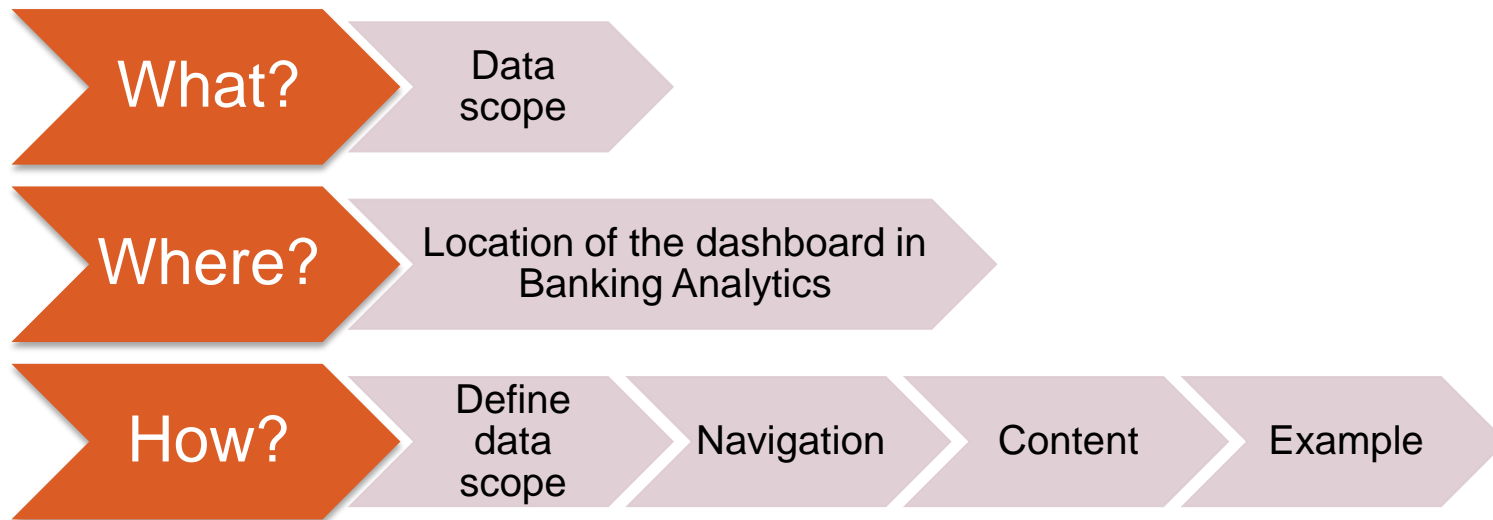
State of the art
visuals

Filtering and Calculations

**Immediate
Insights**



Trade Finance Dashboard – My Counterparty Countries



What?

Trade Finance Dashboard– My Counterparty Countries

Data scope:

- MT400 & MT700
- Live and delivered messages
- Sent and received

What do I get from this dashboard?

- In terms of # of transactions and amount
- My transactions to/from counterparty countries
- Total SWIFT to/from counterparty countries
- SWIFT Activity Share

Where?

Locating the dashboard



Watch Analytics

Shared folder

Documentation

About us

Contact Us

Data playground (Wizards)

Customize and query data according to your requirements

Data visualisation

Pre-defined visual dashboards

Traffic Analytics <ul style="list-style-type: none"> > FIN Traffic > FileAct Traffic > InterAct Traffic 	Banking Analytics <ul style="list-style-type: none"> > FIN Value > FIN FX Value 	Banking Analytics Premium <ul style="list-style-type: none"> > Payments > Trade Finance > Treasury > Rankings 	Payments Focus on MT103s and MT202s allowing you to analyse and benchmark your payment traffic. Launch	Trade Finance Focus on MT700s and MT400s allowing you to analyse and benchmark your trade finance traffic. Launch	Rankings This dashboard looks at your rankings on SWIFT, per market, and per message type. Launch
---	---	---	---	--	--



Watch Analytics

Shared folder

Documentation

About us

Contact Us

Quick links

- > [Go back to folder view](#)
- > [Billing Analytics](#)
- > [Message Cost Analytics](#)

Overview of Trade Finance



My Entities



My Counterparty Countries



My Counterparty Groups

Enriched analysis



Import L/C Confirmation



Export L/C Confirmation

Executive reports



Understand your business globally



Identify new business opportunities



Improve efficiency and reduce cost

Quick links

- > [Watch Analytics homepage](#)
- > [Payments dashboards](#)
- > [Ranking dashboards](#)



How?

Defining data scope

Watch Analytics > Shared Reports > Analytics - Banking > Data visualisations > VA - Trade Finance Dashboard - My Counterparty Countries

INDEX

Summary of your selections

1. Please select the period scope of your report (Required)
 Choose period scope from the list.
 This prompt allows only one selection.
 Available:
 Last month
 Last 6 months
 Last 12 months
 Selected:
 Last 3 months

2. Please apply your branches (BIC) related filter (optional)
 Qualify on the attributes of your hierarchy (BIC).
 Available:
 Geo region
 Country
 Selected:

3. Please select the currency to be used for the amount metrics (USD is the base currency) (Required)
 Choose a currency from the list.
 This prompt allows only one selection.
 Search for:
 Available:
 ADF
 ADP
 AED
 AFN
 ALL
 AMD
 ANZ
 Selected:
 USD

1. Period scope
 * Larger period scope results in longer running time

2. Branches related (Optional)

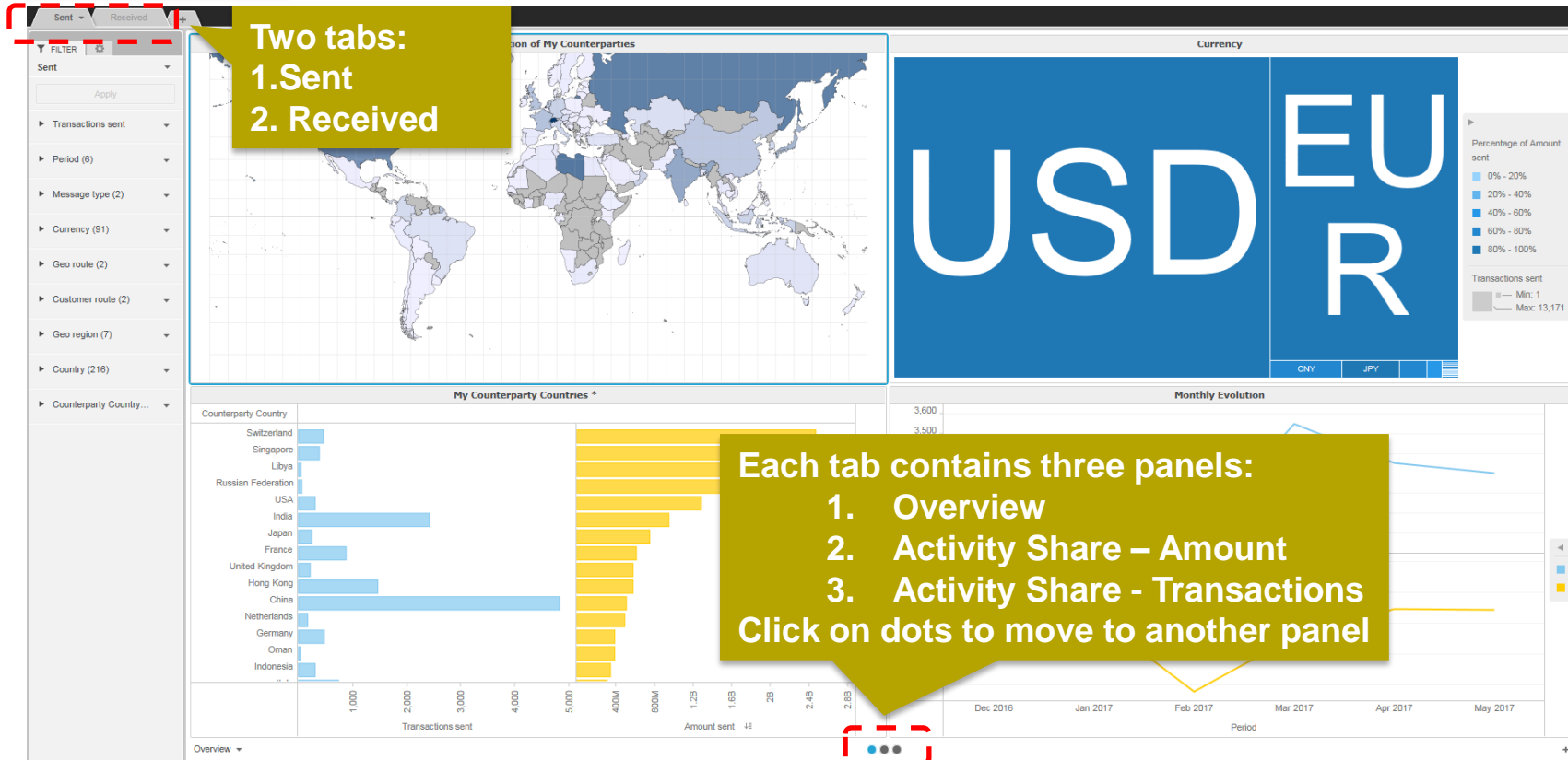
3. Currency conersion

4. Click to run

Report Message Name: VA - Trade Finance Dashboard
 Run Dashboard Cancel

How?

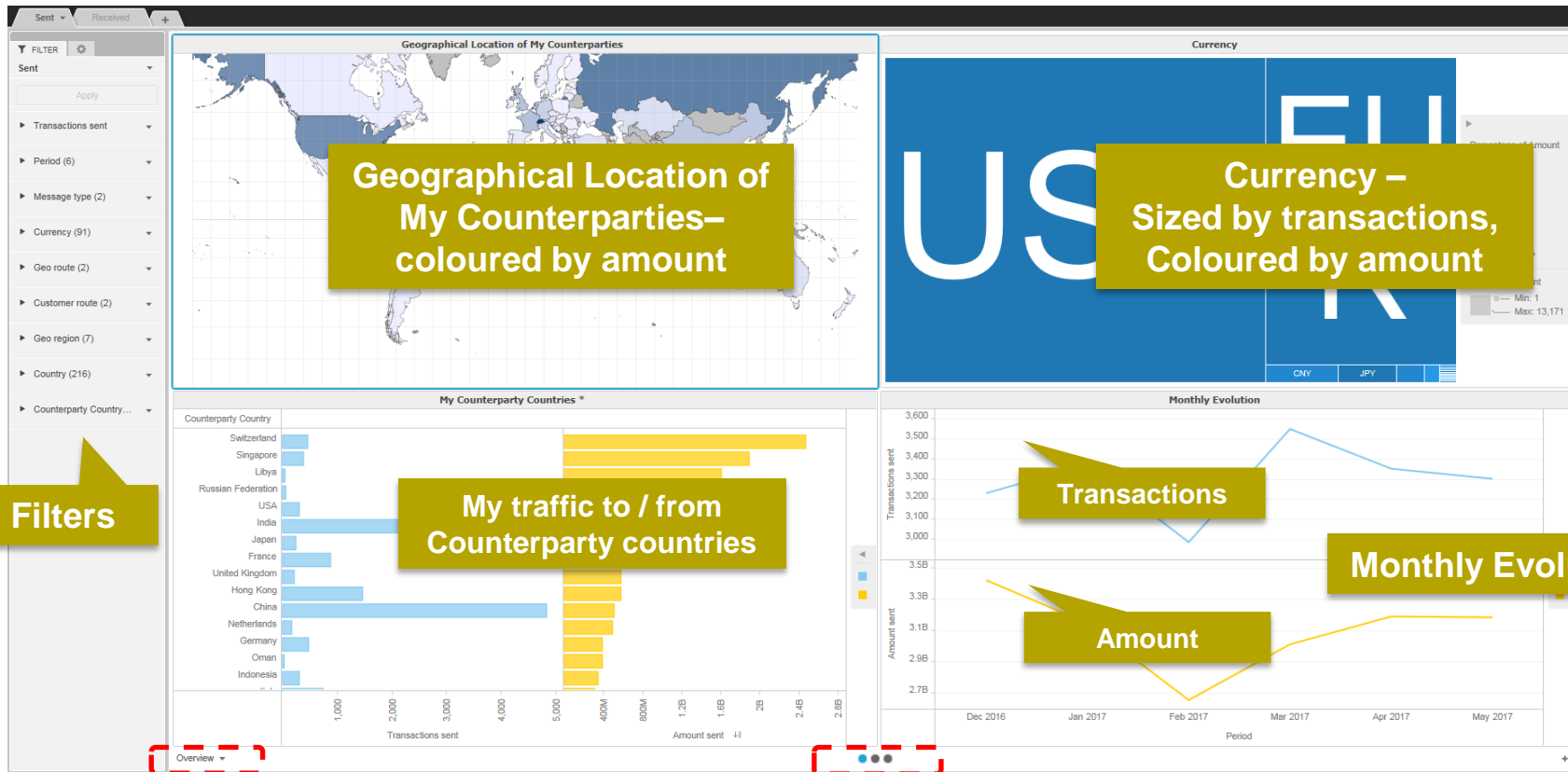
Navigating in the dashboard



Two tabs:
1. Sent
2. Received

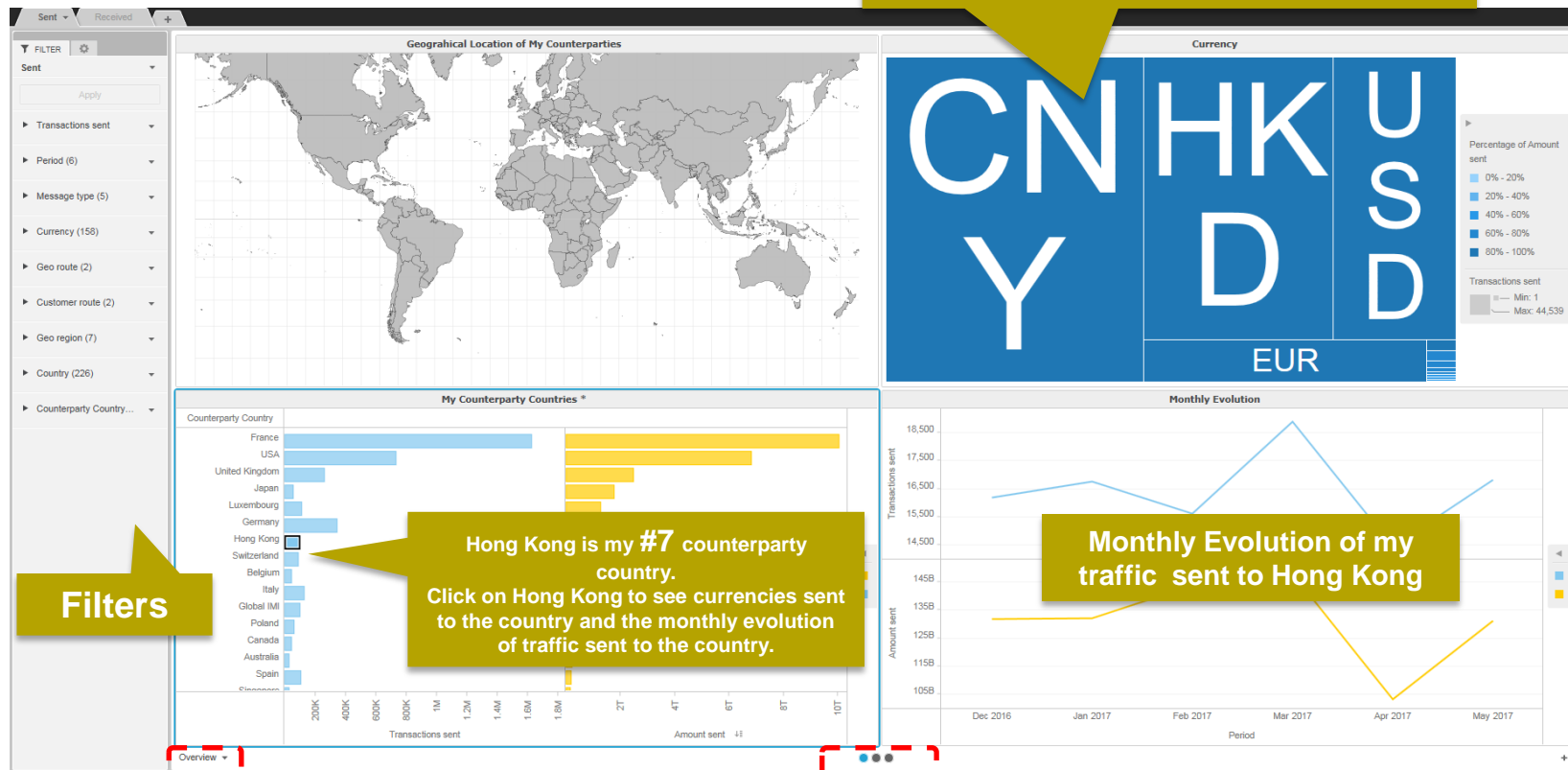
Each tab contains three panels:
1. Overview
2. Activity Share – Amount
3. Activity Share - Transactions
Click on dots to move to another panel

1st Panel: Overview



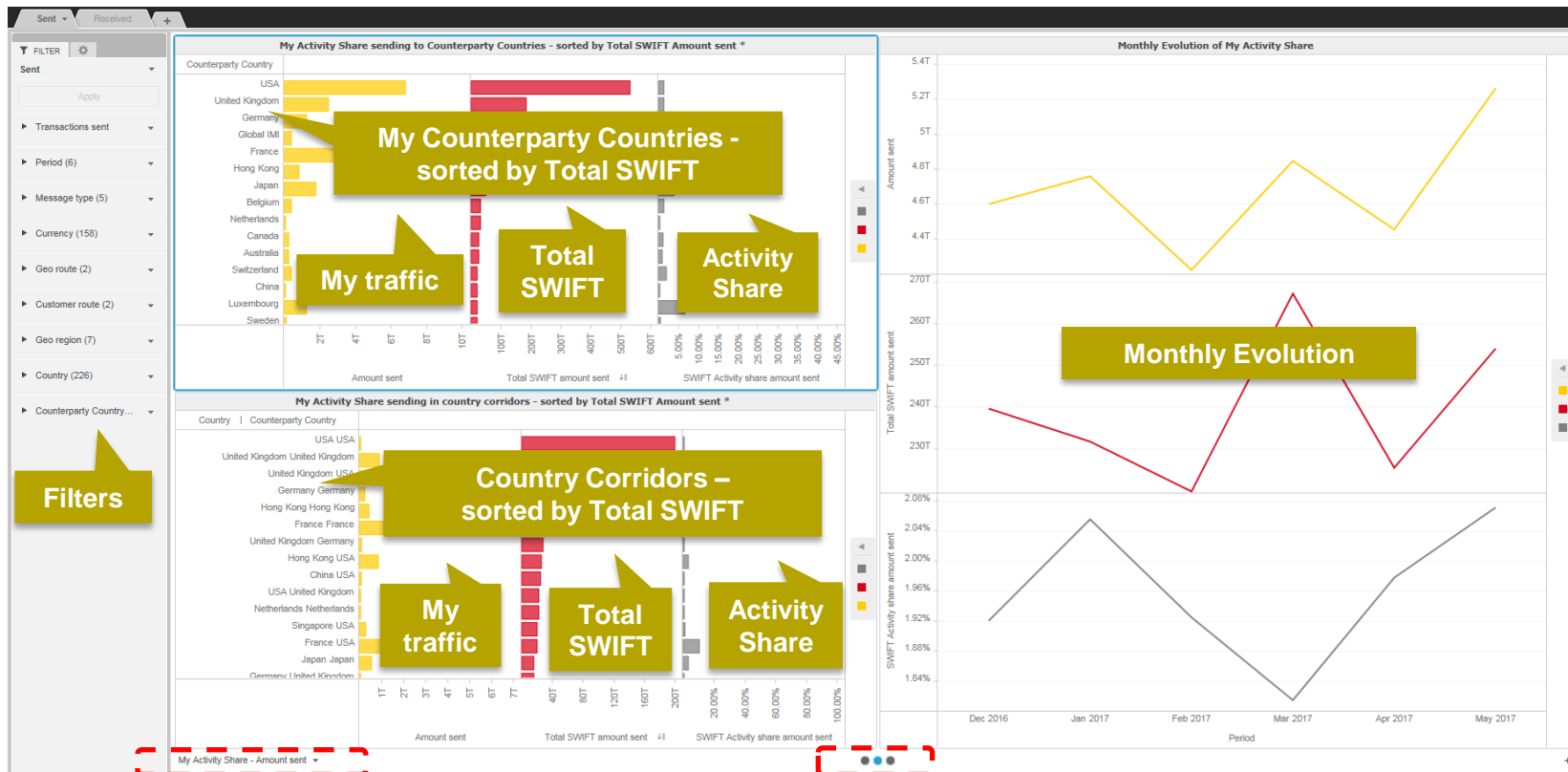
1st Panel: Overview

Currencies I sent to Hong Kong.
Top 3 currencies are CNY, HKD and USD.



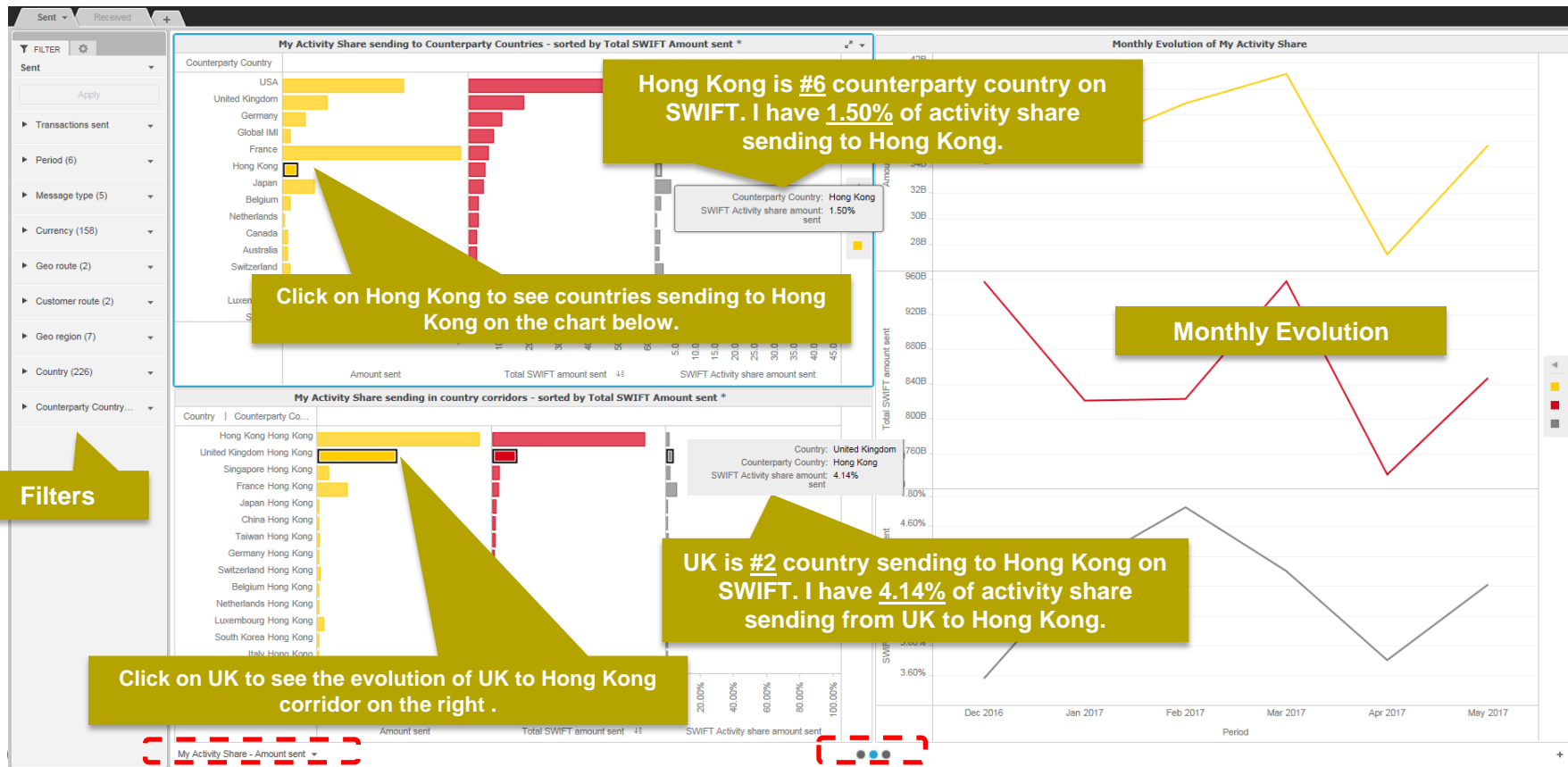
2nd Panel: Activity Share - Amount

3rd Panel: Activity Share - Transactions



2nd Panel: Activity Share - Amount

3rd Panel: Activity Share - Transactions



Interactive chart is indicated by (*) in the chart title.

Example: What is my activity share of international CNY MT400s sent to Hong Kong?

1. "Sent" tab

3. MT400s only

6. Click on Hong Kong
*Alternatively, select Hong Kong from the counterparty country filter on the left.

4. CNY only

Hong Kong's corridors
Click on country to see monthly evolution of activity share in that corridor.

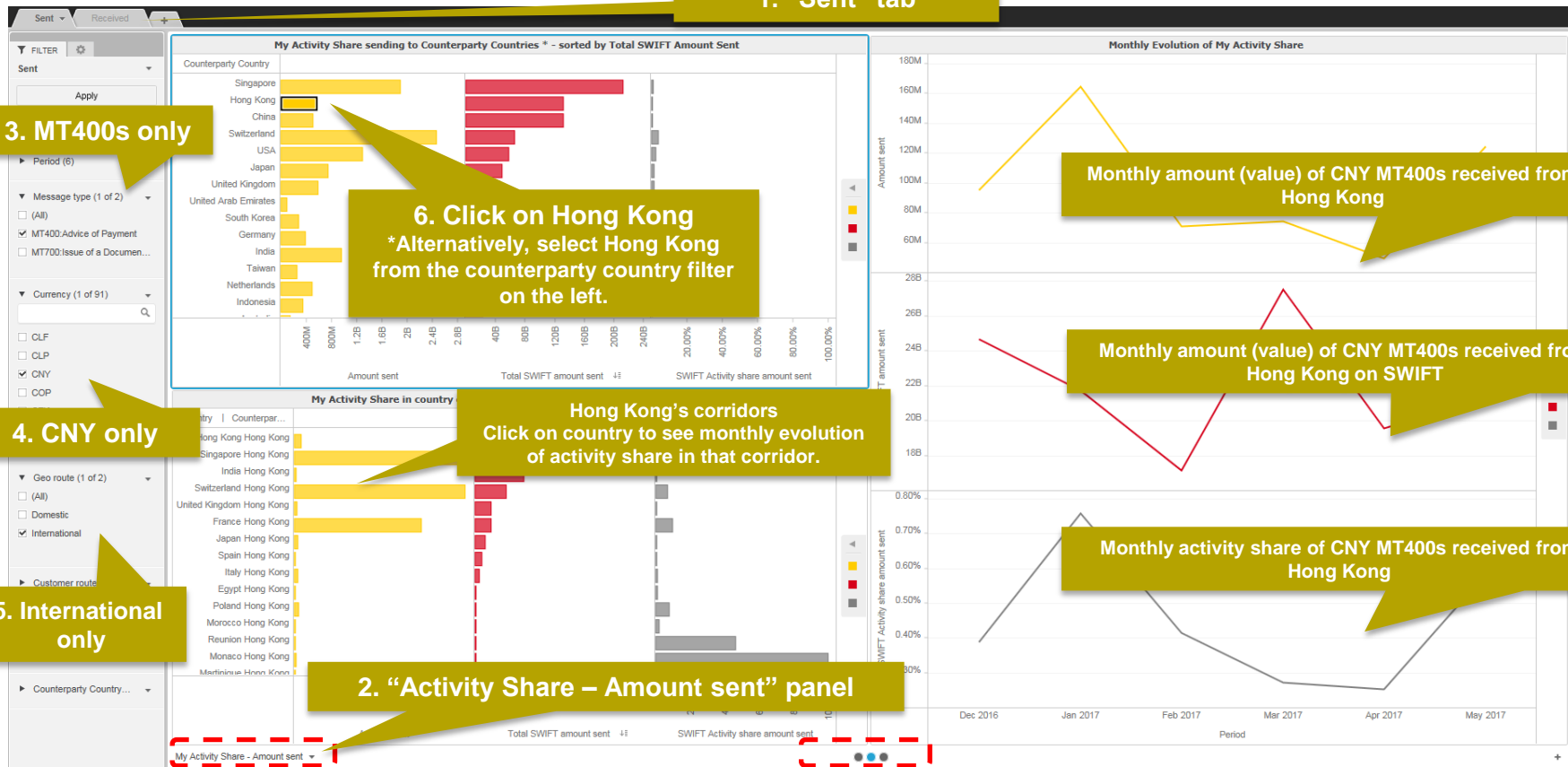
Monthly amount (value) of CNY MT400s received from Hong Kong

Monthly amount (value) of CNY MT400s received from Hong Kong on SWIFT

Monthly activity share of CNY MT400s received from Hong Kong

5. International only

2. "Activity Share - Amount sent" panel



Find out more about Watch here



Learn more on our e-training platform: [SWIFT Smart](#)

Access to this module is only available for swift.com registered users.
Dedicated e-trainings on Watch Products available



[Customer Support](#)



[Business Intelligence](#)
[Transaction Banking](#)



[SWIFT Business Intelligence](#)

[Watch documentation](#)



Documentation available on the [Watch platform](#)



Provide us your feedback at watch@swift.com



www.swift.com