




SWIFT IN FIGURES

October 2017 YTD



Key Highlights
October 2017 YTD

SWIFTNet FIN

5,854,338,582

Total FIN Messages (October 2017 YTD)

31,012,635

FIN Messages Peak Day on 31st Oct 2017

27,791,781

Average FIN Messages (October 2017 YTD)

28,398,451

Average FIN Messages (October 2017)

9.0%

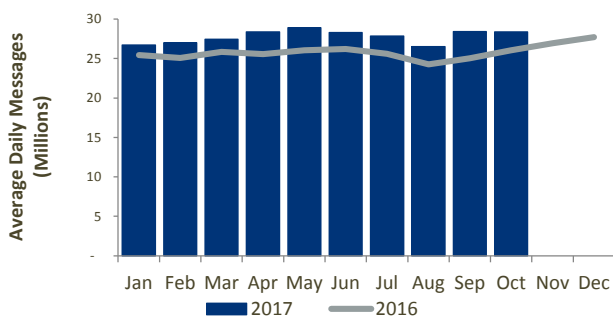
FIN Growth (October 2017 YTD)

SWIFTNET FIN Customer Base

October 2017

Live countries	> 200
Live members	2,397
Live sub-members	3,342
Live participants	5,607
Total live users	11,346

SWIFTNet FIN Traffic by Month



SWIFTNet InterAct

1,783,052,776

Total InterAct Messages (October 2017 YTD)

8,464,528

Average InterAct Messages (October 2017 YTD)

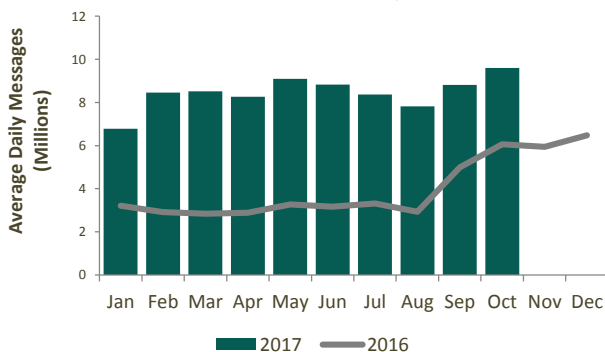
9,601,170

Average InterAct Messages (October 2017)

101.2%

InterAct Growth (October 2017 YTD)

SWIFTNet InterAct Traffic by Month



SWIFTNet FileAct

4,204,346,019

Total FileAct KChar (October 2017 YTD)

19,958,918

Average FileAct KChar (October 2017 YTD)

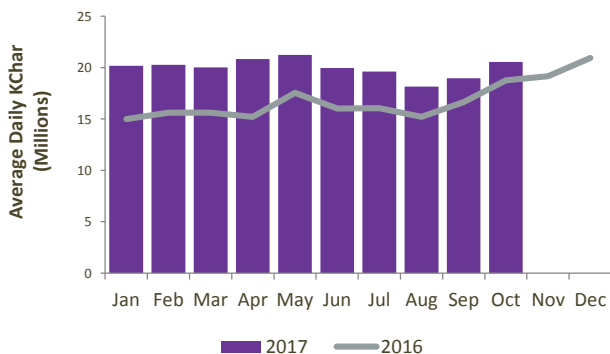
20,553,070

Average FileAct KChar (October 2017)

23.5%

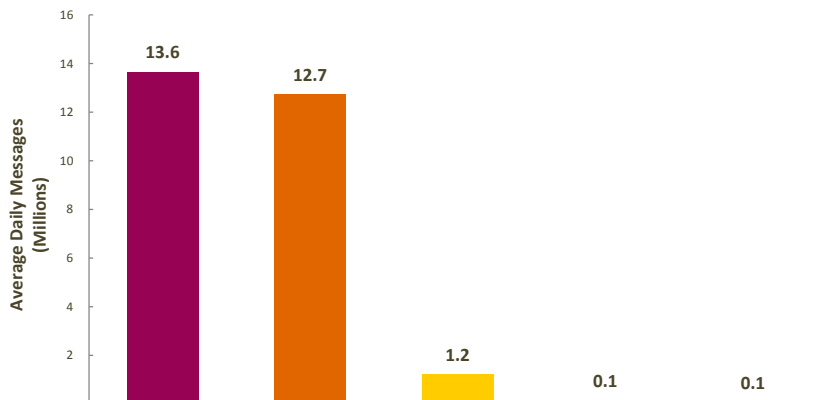
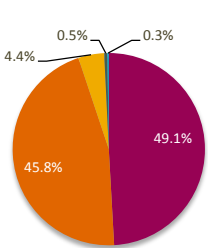
FileAct Growth (October 2017 YTD)

SWIFTNet FileAct Traffic by Month



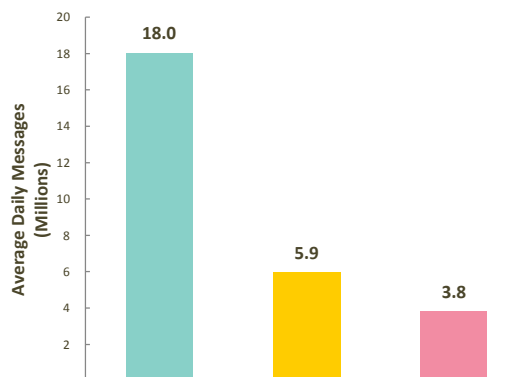
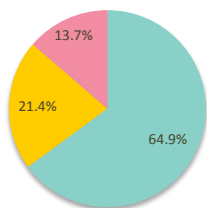
SWIFTNet FIN

Distribution by Market



	Payment	Securities	Treasury	Trade	System	Grand Total
Total Messages	2,875,252,502	2,678,990,112	255,035,717	30,328,281	14,731,970	5,854,338,582
YTD Average Daily Messages	13,649,430	12,717,731	1,210,708	143,975	69,936	27,791,781
Weight	49.1%	45.8%	4.4%	0.5%	0.3%	100.0%
YTD Growth (*)	11.7%	7.3%	-1.7%	-1.2%	12.2%	9.0%
Contribution to Growth (*)	62.7%	38.0%	-0.9%	-0.1%	0.3%	100.0%

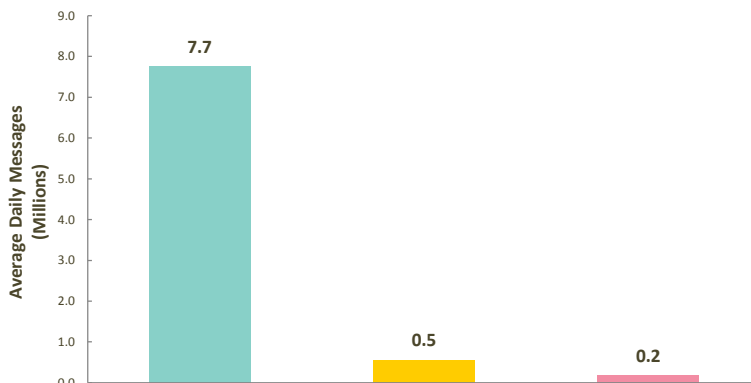
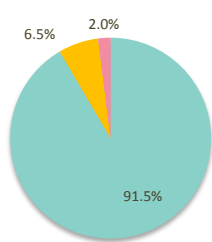
Distribution by Region



	Europe, Middle	Americas	Asia Pacific	Grand Total
Total Messages	3,800,799,194	1,252,637,827	800,901,561	5,854,338,582
YTD Average Daily Messages	18,043,196	5,946,536	3,802,049	27,791,781
Weight	64.9%	21.4%	13.7%	100.0%
YTD Growth (*)	8.7%	11.6%	6.4%	9.0%
Contribution to Growth (*)	63.0%	27.0%	9.9%	100.0%

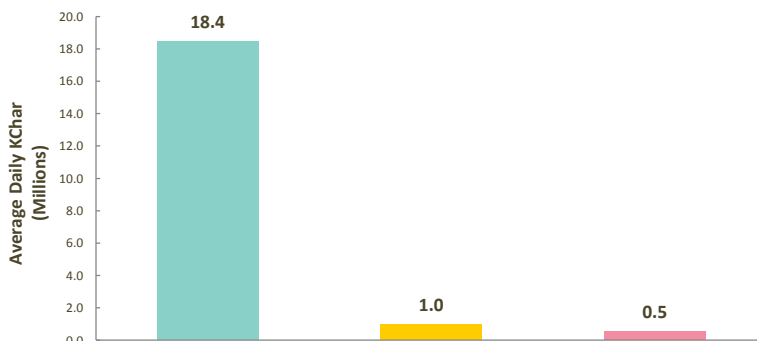
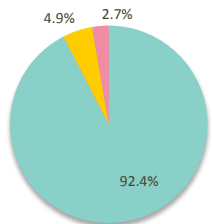
(*) Growth adjusted to business days (210.65 in 2017 vs 210.85 in 2016)

SWIFTNet InterAct



	Europe, Middle East & Africa	Americas	Asia Pacific	Grand Total
Total Messages	1,632,279,880	115,056,256	35,716,640	1,783,052,776
YTD Average Daily Messages	7,748,777	546,196	169,554	8,464,528
Weight	91.5%	6.5%	2.0%	100.0%
YTD Growth (*)	121.8%	-3.0%	13.3%	101.2%
Contribution to Growth (*)	99.9%	-0.4%	0.5%	100.0%

SWIFTNet FileAct



	Europe, Middle East & Africa	Americas	Asia Pacific	Grand Total
Total Kchar	3,885,649,028	205,360,112	113,336,879	4,204,346,019
YTD Average Daily KChar	18,445,996	974,888	538,034	19,958,918
Weight	92.4%	4.9%	2.7%	100.0%
YTD Growth (*)	21.0%	72.9%	49.4%	23.5%
Contribution to Growth (*)	84.5%	10.8%	4.7%	100.0%

(*) Growth adjusted to business days (210.65 in 2017 vs 210.85 in 2016)

