




SWIFT IN FIGURES

February 2018 YTD



Key Highlights
February 2018 YTD

SWIFTNet FIN

1,245,061,163

Total FIN Messages (February 2018 YTD)

33,579,162

FIN Messages Peak Day on 28 February 2017

30,704,344

Average FIN Messages (February 2018 YTD)

31,118,444

Average FIN Messages (February 2018)

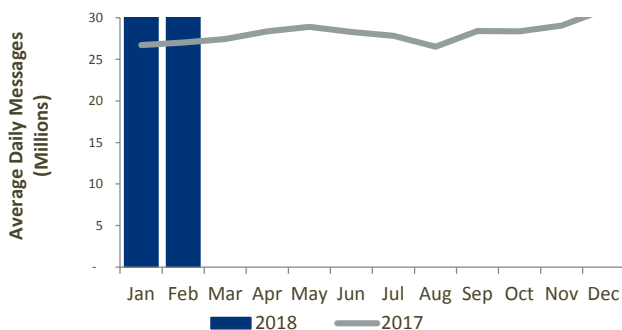
14.3%

FIN Growth (February 2018 YTD)

SWIFTNET FIN Customer Base February 2018

Live countries	> 200
Live members	2,483
Live sub-members	3,323
Live participants	5,531
Total live users	11,337

SWIFTNet FIN Traffic by Month



SWIFTNet InterAct

421,591,123

Total InterAct Messages (February 2018 YTD)

10,396,822

Average InterAct Messages (February 2018 YTD)

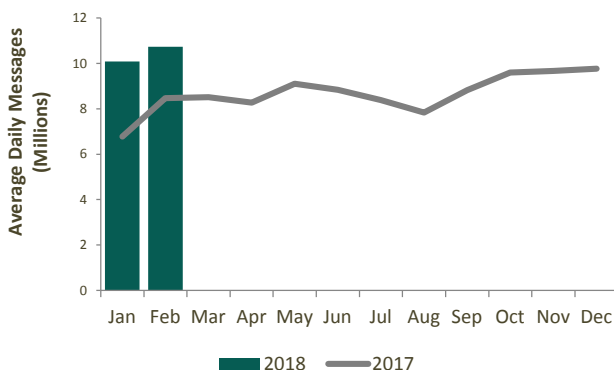
10,736,825

Average InterAct Messages (February 2018)

36.7%

InterAct Growth (February 2018 YTD)

SWIFTNet InterAct Traffic by Month



SWIFTNet FileAct

882,362,002

Total FileAct KChar (February 2018 YTD)

21,759,852

Average FileAct KChar (February 2018 YTD)

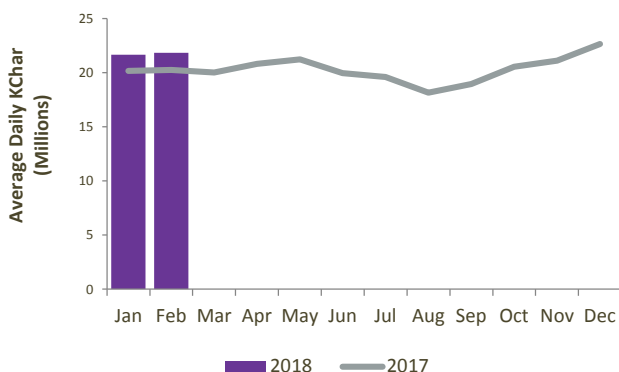
21,850,446

Average FileAct KChar (February 2018)

7.6%

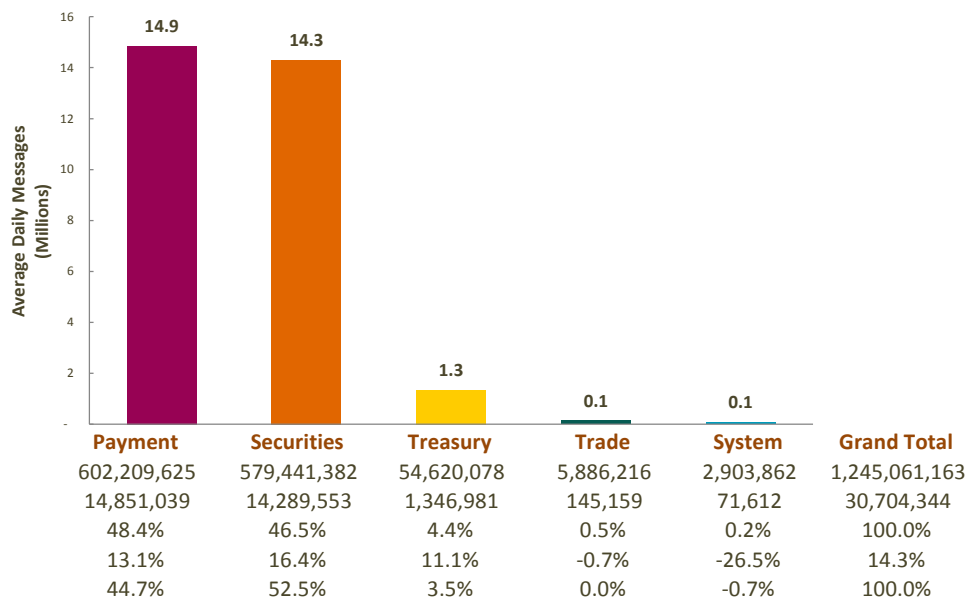
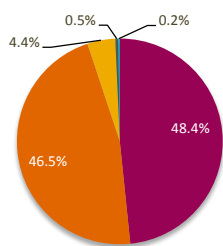
FileAct Growth (February 2018 YTD)

SWIFTNet FileAct Traffic by Month

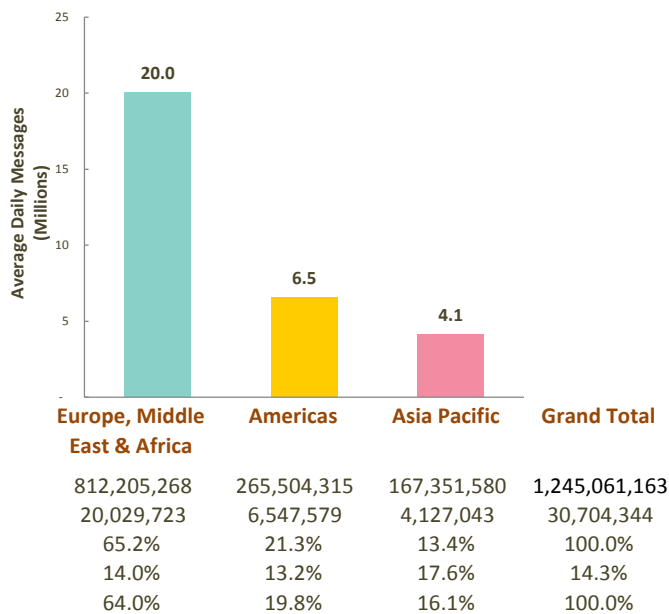
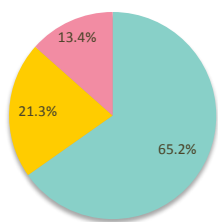


SWIFTNet FIN

Distribution by Market

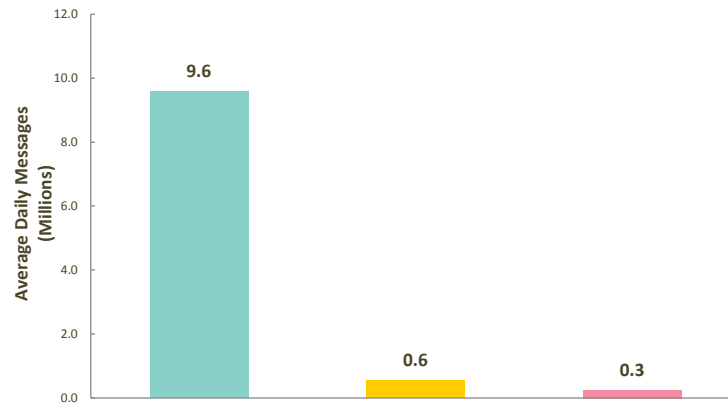
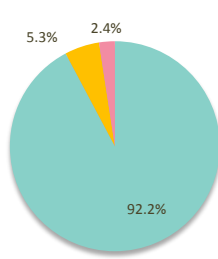


Distribution by Region



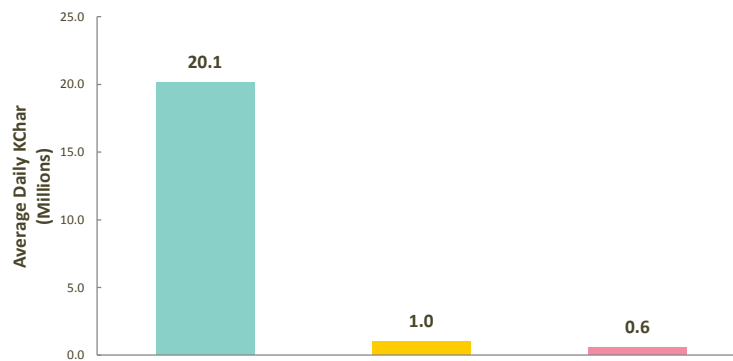
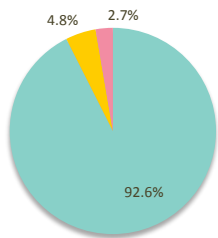
(*) Growth adjusted to business days (40.55 in 2018 vs 40.1 in 2017)

SWIFTNet InterAct



	Europe, Middle East & Africa	Americas	Asia Pacific	Grand Total
Total Messages	388,839,913	22,528,412	10,222,798	421,591,123
YTD Average Daily Messages	9,589,147	555,571	252,104	10,396,822
Weight	92.2%	5.3%	2.4%	100.0%
YTD Growth (*)	38.9%	-0.2%	73.3%	36.7%
Contribution to Growth (*)	96.2%	0.0%	3.8%	100.0%

SWIFTNet FileAct



	Europe, Middle East & Africa	Americas	Asia Pacific	Grand Total
Total Kchar	816,648,595	41,951,549	23,761,859	882,362,002
YTD Average Daily KChar	20,139,300	1,034,563	585,989	21,759,852
Weight	92.6%	4.8%	2.7%	100.0%
YTD Growth (*)	6.6%	29.0%	11.0%	7.6%
Contribution to Growth (*)	81.1%	15.1%	3.8%	100.0%

(*) Growth adjusted to business days (40.55 in 2018 vs 40.1 in 2017)

