




SWIFT IN FIGURES

August 2018 YTD



Key Highlights
August 2018 YTD

SWIFTNet FIN

5,209,169,682

Total FIN Messages (August 2018 YTD)

35,223,536

FIN Messages Peak Day on 31 May 2017

30,841,739

Average FIN Messages (August 2018 YTD)

29,349,982

Average FIN Messages (August 2018)

11.6%

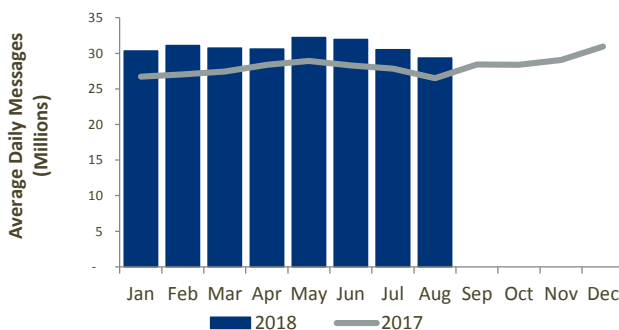
FIN Growth (August 2018 YTD)

SWIFTNET FIN Customer Base

August 2018

Live countries	> 200
Live members	2,468
Live sub-members	3,300
Live participants	5,577
Total live users	11,345

SWIFTNet FIN Traffic by Month



SWIFTNet InterAct

1,636,362,769

Total InterAct Messages (August 2018 YTD)

9,688,353

Average InterAct Messages (August 2018 YTD)

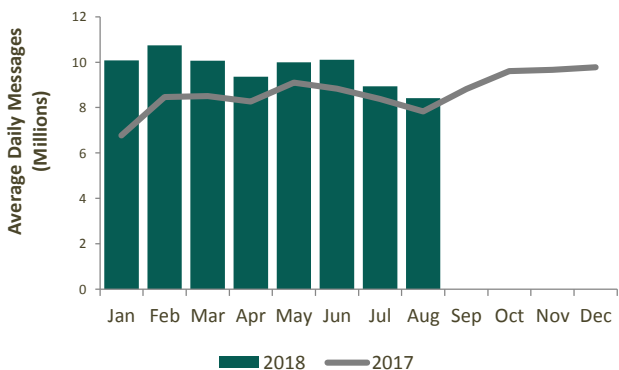
8,412,365

Average InterAct Messages (August 2018)

17.1%

InterAct Growth (August 2018 YTD)

SWIFTNet InterAct Traffic by Month



SWIFTNet FileAct

3,611,808,945

Total FileAct KChar (August 2018 YTD)

21,384,304

Average FileAct KChar (August 2018 YTD)

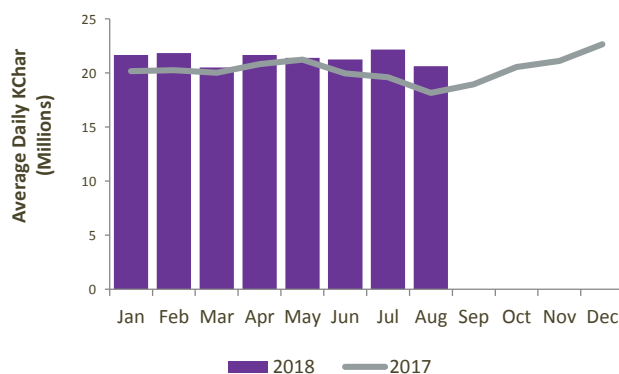
20,640,457

Average FileAct KChar (August 2018)

6.9%

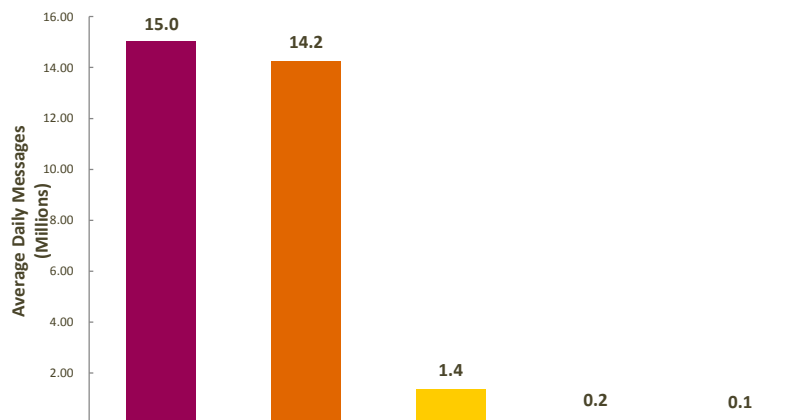
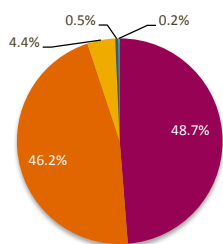
FileAct Growth (August 2018 YTD)

SWIFTNet FileAct Traffic by Month



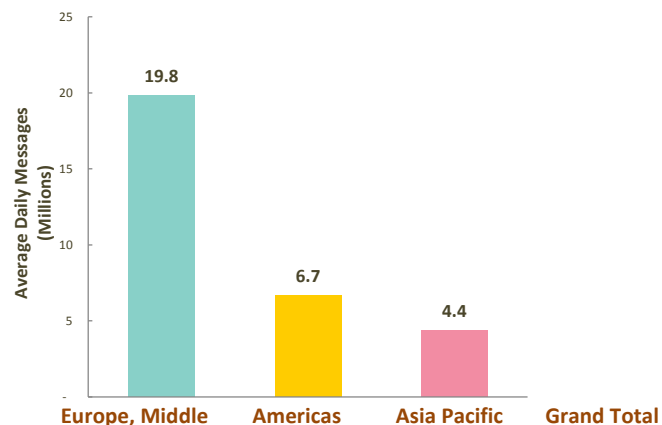
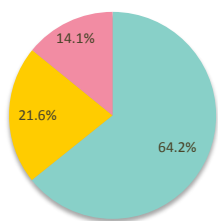
SWIFTNet FIN

Distribution by Market



	Payment	Securities	Treasury	Trade	System	Grand Total
Total Messages	2,538,994,947	2,405,328,919	228,175,325	25,422,804	11,247,687	5,209,169,682
YTD Average Daily Messages	15,032,534	14,241,142	1,350,949	150,520	66,594	30,841,739
Weight	48.7%	46.2%	4.4%	0.5%	0.2%	100.0%
YTD Growth (*)	11.0%	12.4%	12.4%	3.8%	-5.7%	11.6%
Contribution to Growth (*)	46.4%	48.9%	4.6%	0.2%	-0.1%	100.0%

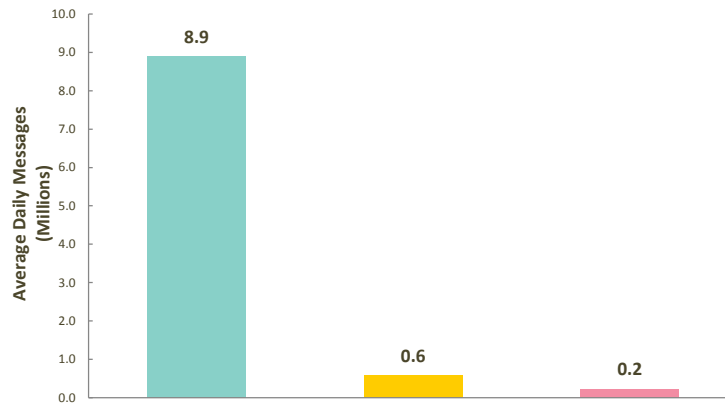
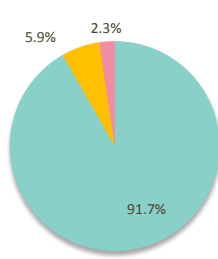
Distribution by Region



	Europe, Middle East & Africa	Americas	Asia Pacific	Grand Total
Total Messages	3,346,524,692	1,126,098,601	736,546,389	5,209,169,682
YTD Average Daily Messages	19,813,645	6,667,250	4,360,843	30,841,739
Weight	64.2%	21.6%	14.1%	100.0%
YTD Growth (*)	10.5%	12.5%	15.4%	11.6%
Contribution to Growth (*)	58.8%	23.1%	18.1%	100.0%

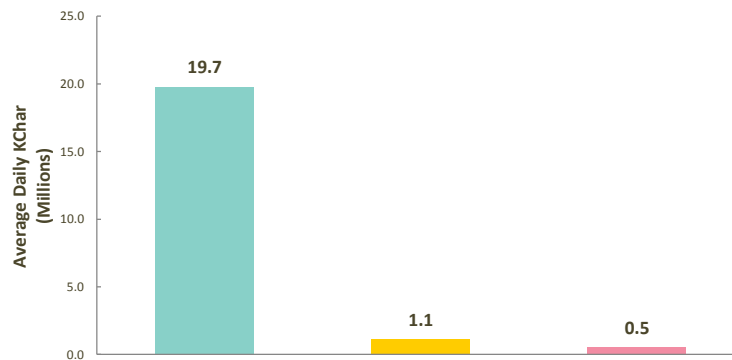
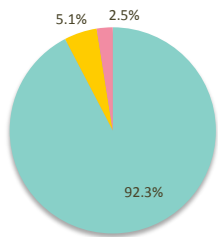
(*) Growth adjusted to business days (168.9 in 2018 vs 168.15 in 2017)

SWIFTNet InterAct



	Europe, Middle East & Africa	Americas	Asia Pacific	Grand Total
Total Messages	1,501,068,295	96,959,663	38,334,811	1,636,362,769
YTD Average Daily Messages	8,887,320	574,066	226,968	9,688,353
Weight	91.7%	5.9%	2.3%	100.0%
YTD Growth (*)	17.3%	6.9%	43.7%	17.1%
Contribution to Growth (*)	92.5%	2.6%	4.9%	100.0%

SWIFTNet FileAct



	Europe, Middle East & Africa	Americas	Asia Pacific	Grand Total
Total Kchar	3,335,444,715	185,993,678	90,370,553	3,611,808,945
YTD Average Daily KChar	19,748,044	1,101,206	535,054	21,384,304
Weight	92.3%	5.1%	2.5%	100.0%
YTD Growth (*)	7.0%	8.6%	1.0%	6.9%
Contribution to Growth (*)	93.3%	6.4%	0.4%	100.0%

(*) Growth adjusted to business days (168.9 in 2018 vs 168.15 in 2017)

