




SWIFT IN FIGURES

September 2018 YTD



Key Highlights
September 2018 YTD

SWIFTNet FIN

5,833,252,139

Total FIN Messages (September 2018 YTD)

35,223,536

FIN Messages Peak Day on 31 May 2017

30,896,463

Average FIN Messages (September 2018 YTD)

31,360,927

Average FIN Messages (September 2018)

11.4%

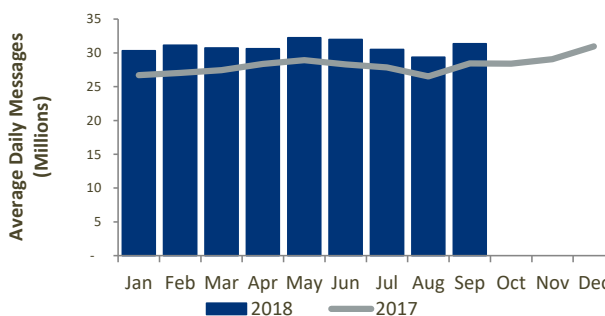
FIN Growth (September 2018 YTD)

SWIFTNET FIN Customer Base

September 2018

Live countries	> 200
Live members	2,464
Live sub-members	3,294
Live participants	5,590
Total live users	11,348

SWIFTNet FIN Traffic by Month



SWIFTNet InterAct

1,817,716,623

Total InterAct Messages (September 2018 YTD)

9,627,736

Average InterAct Messages (September 2018 YTD)

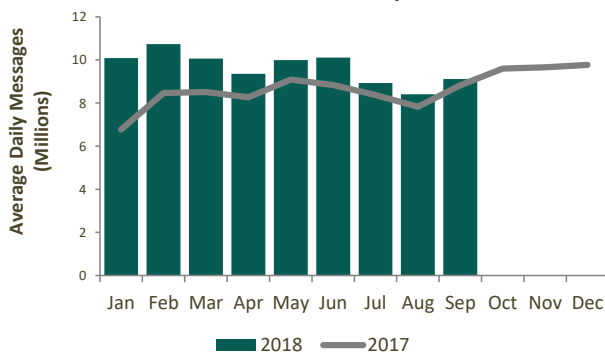
9,113,259

Average InterAct Messages (September 2018)

15.5%

InterAct Growth (September 2018 YTD)

SWIFTNet InterAct Traffic by Month



SWIFTNet FileAct

4,061,487,305

Total FileAct KChar (September 2018 YTD)

21,512,115

Average FileAct KChar (September 2018 YTD)

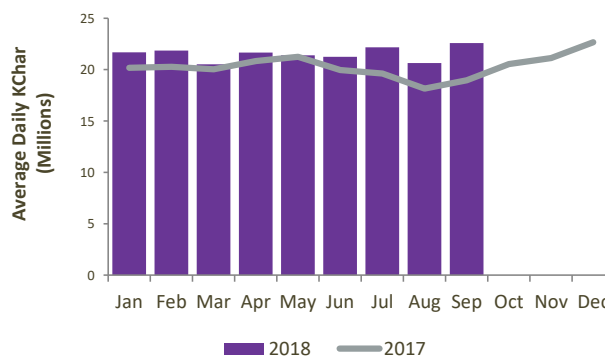
22,596,903

Average FileAct KChar (September 2018)

8.2%

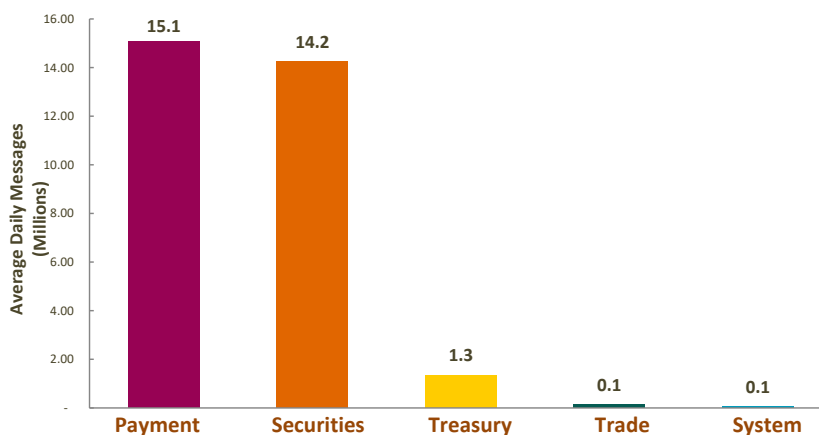
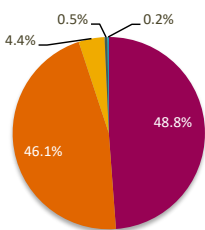
FileAct Growth (September 2018 YTD)

SWIFTNet FileAct Traffic by Month



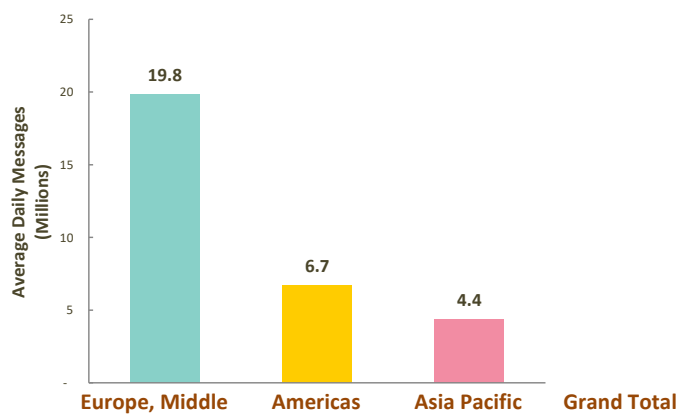
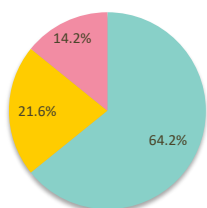
SWIFTNet FIN

Distribution by Market



	Payment	Securities	Treasury	Trade	System	Grand Total
Total Messages	2,847,314,240	2,690,226,017	254,806,487	28,192,465	12,712,930	5,833,252,139
YTD Average Daily Messages	15,081,114	14,249,078	1,349,611	149,324	67,335	30,896,463
Weight	48.8%	46.1%	4.4%	0.5%	0.2%	100.0%
YTD Growth (*)	10.9%	12.2%	11.5%	3.7%	-4.0%	11.4%
Contribution to Growth (*)	46.8%	48.8%	4.4%	0.2%	-0.1%	100.0%

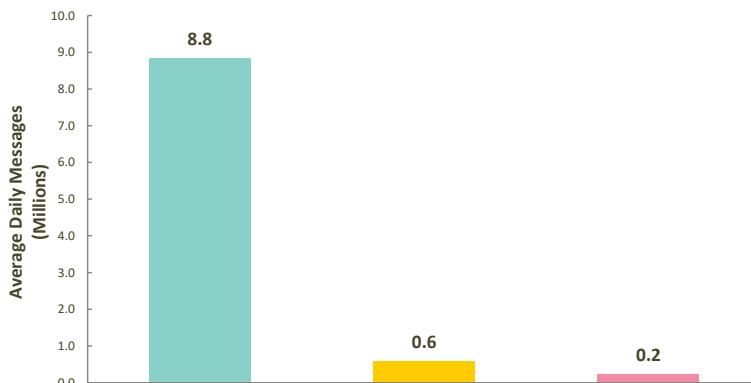
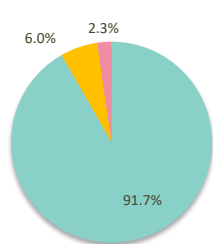
Distribution by Region



	Europe, Middle East & Africa	Americas	Asia Pacific	Grand Total
Total Messages	3,743,962,987	1,262,656,823	826,632,329	5,833,252,139
YTD Average Daily Messages	19,830,312	6,687,801	4,378,349	30,896,463
Weight	64.2%	21.6%	14.2%	100.0%
YTD Growth (*)	10.3%	12.5%	15.1%	11.4%
Contribution to Growth (*)	58.5%	23.3%	18.1%	100.0%

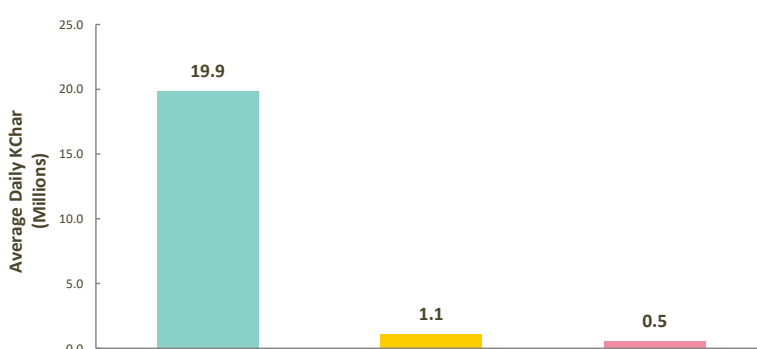
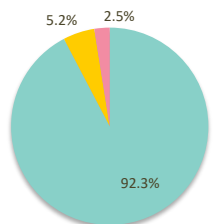
(*) Growth adjusted to business days (188.8 in 2018 vs 189 in 2017)

SWIFTNet InterAct



	Europe, Middle East & Africa	Americas	Asia Pacific	Grand Total
Total Messages	1,666,997,302	109,224,909	41,494,412	1,817,716,623
YTD Average Daily Messages	8,829,435	578,522	219,780	9,627,736
Weight	91.7%	6.0%	2.3%	100.0%
YTD Growth (*)	15.7%	6.9%	33.7%	15.5%
Contribution to Growth (*)	92.8%	2.9%	4.3%	100.0%

SWIFTNet FileAct



	Europe, Middle East & Africa	Americas	Asia Pacific	Grand Total
Total Kchar	3,749,523,943	210,006,886	101,956,477	4,061,487,305
YTD Average Daily KChar	19,859,767	1,112,325	540,024	21,512,115
Weight	92.3%	5.2%	2.5%	100.0%
YTD Growth (*)	8.1%	13.2%	1.6%	8.2%
Contribution to Growth (*)	91.5%	8.0%	0.5%	100.0%

(*) Growth adjusted to business days (188.8 in 2018 vs 189 in 2017)

