




SWIFT IN FIGURES

January 2019 YTD



Key Highlights
January 2019 YTD

SWIFTNet FIN

677,481,090

Total FIN Messages (January 2019 YTD)

35,223,536

FIN Messages Peak Day on 31 May 2018

31,956,655

Average FIN Messages (January 2019 YTD)

31,956,655

Average FIN Messages (January 2019)

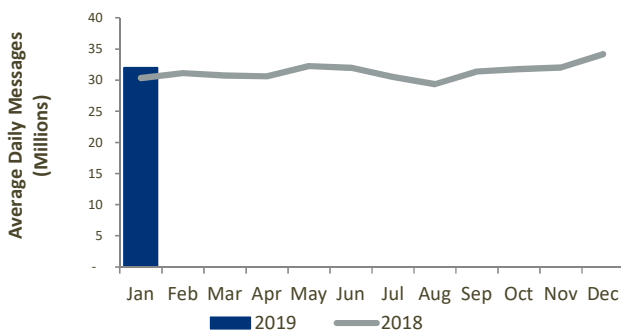
5.4%

FIN Growth (January 2019 YTD)

SWIFTNET FIN Customer Base January 2019

Live countries	> 200
Live members	2,433
Live sub-members	3,260
Live participants	5,615
Total live users	11,308

SWIFTNet FIN Traffic by Month



SWIFTNet InterAct

202,906,835

Total InterAct Messages (January 2019 YTD)

9,571,077

Average InterAct Messages (January 2019 YTD)

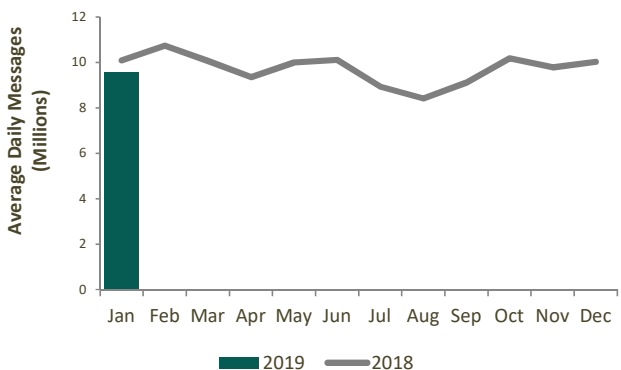
9,571,077

Average InterAct Messages (January 2019)

-5.1%

InterAct Growth (January 2019 YTD)

SWIFTNet InterAct Traffic by Month



SWIFTNet FileAct

461,501,229

Total FileAct KChar (January 2019 YTD)

21,768,926

Average FileAct KChar (January 2019 YTD)

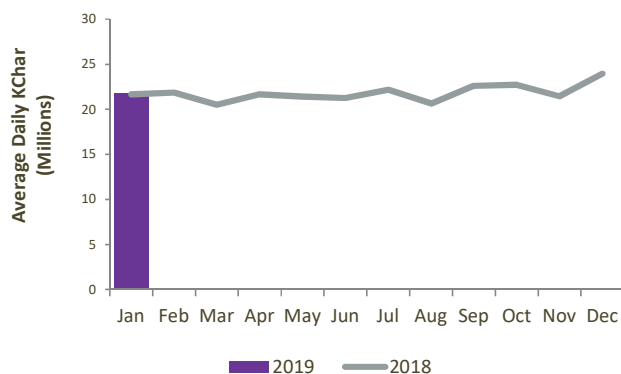
21,768,926

Average FileAct KChar (January 2019)

0.4%

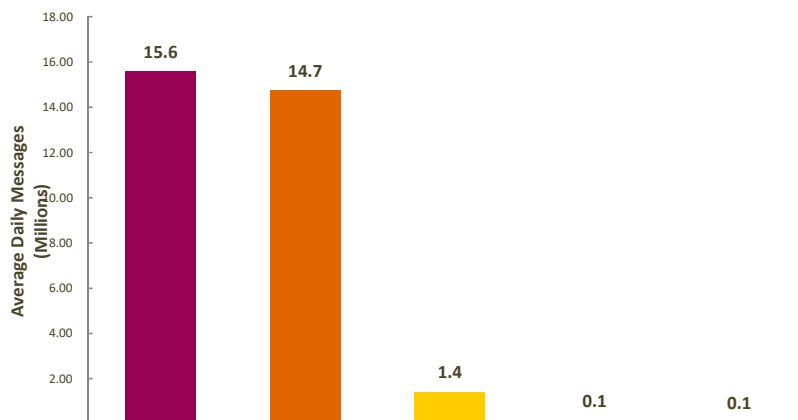
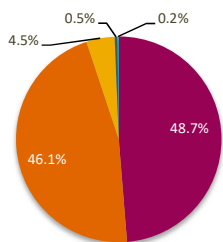
FileAct Growth (January 2019 YTD)

SWIFTNet FileAct Traffic by Month



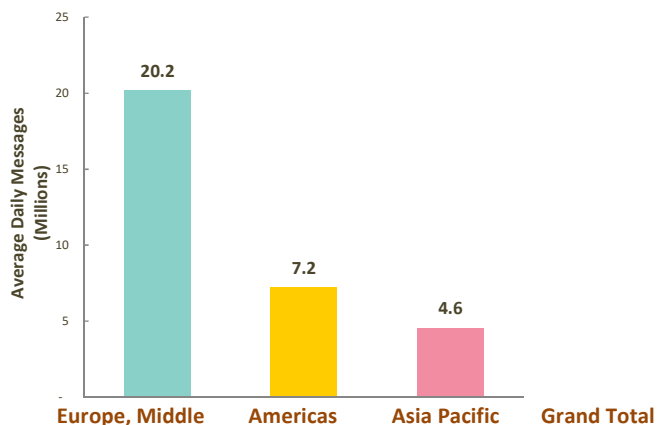
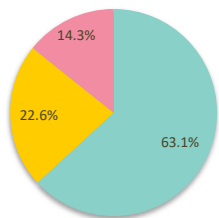
SWIFTNet FIN

Distribution by Market



	Payment	Securities	Treasury	Trade	System	Grand Total
Total Messages	330,178,714	312,581,237	30,205,511	3,071,775	1,443,853	677,481,090
YTD Average Daily Messages	15,574,468	14,744,398	1,424,788	144,895	68,106	31,956,655
Weight	48.7%	46.1%	4.5%	0.5%	0.2%	100.0%
YTD Growth (*)	5.4%	5.3%	7.2%	-4.8%	-4.2%	5.4%
Contribution to Growth (*)	49.2%	45.6%	5.9%	-0.5%	-0.2%	100.0%

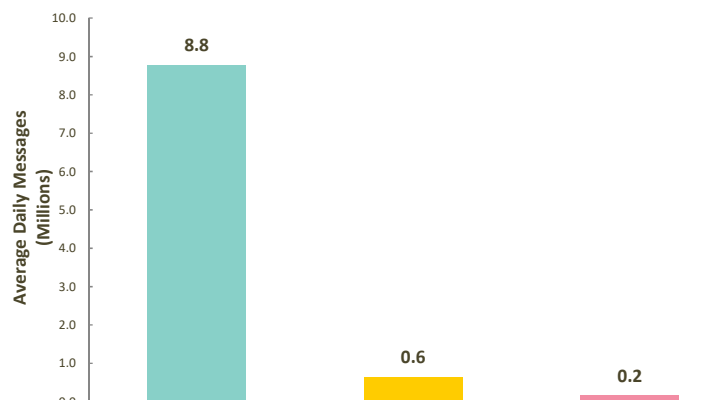
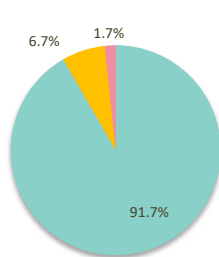
Distribution by Region



	Europe, Middle East & Africa	Americas	Asia Pacific	Grand Total
Total Messages	427,814,805	153,008,691	96,657,594	677,481,090
YTD Average Daily Messages	20,179,944	7,217,391	4,559,320	31,956,655
Weight	63.1%	22.6%	14.3%	100.0%
YTD Growth (*)	2.6%	10.9%	9.9%	5.4%
Contribution to Growth (*)	31.4%	43.5%	25.1%	100.0%

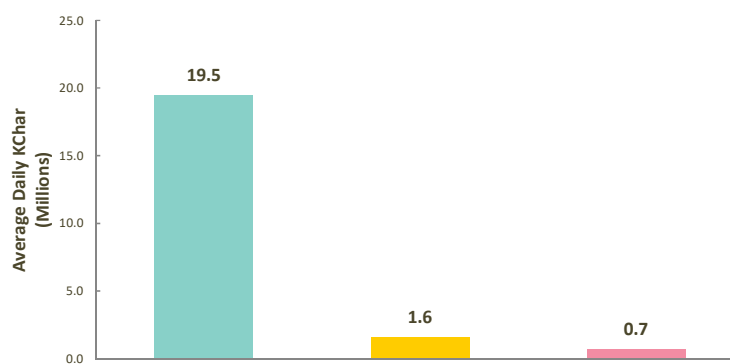
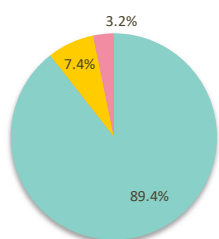
(*) Growth adjusted to business days (21.2 in 2019 vs 21.1 in 2018)

SWIFTNet InterAct



	Europe, Middle East & Africa	Americas	Asia Pacific	Grand Total
Total Messages	185,985,117	13,504,554	3,417,164	202,906,835
YTD Average Daily Messages	8,772,883	637,007	161,187	9,571,077
Weight	91.7%	6.7%	1.7%	100.0%
YTD Growth (*)	-5.6%	16.2%	-34.3%	-5.1%
Contribution to Growth (*)	100.9%	-17.3%	16.4%	100.0%

SWIFTNet FileAct



	Europe, Middle East & Africa	Americas	Asia Pacific	Grand Total
Total Kchar	412,615,480	34,014,800	14,870,950	461,501,229
YTD Average Daily KChar	19,462,994	1,604,472	701,460	21,768,926
Weight	89.4%	7.4%	3.2%	100.0%
YTD Growth (*)	-3.0%	58.3%	17.8%	0.4%
Contribution to Growth (*)	-652.5%	638.0%	114.5%	100.0%

(*) Growth adjusted to business days (21.2 in 2019 vs 21.1 in 2018)

