




SWIFT IN FIGURES

April 2019 YTD



Key Highlights

April 2019 YTD

SWIFTNet FIN

2,698,990,109

Total FIN Messages (April 2019 YTD)

36,336,712

FIN Messages Peak Day on 28 February 2019

32,754,734

Average FIN Messages (April 2019 YTD)

33,234,526

Average FIN Messages (April 2019)

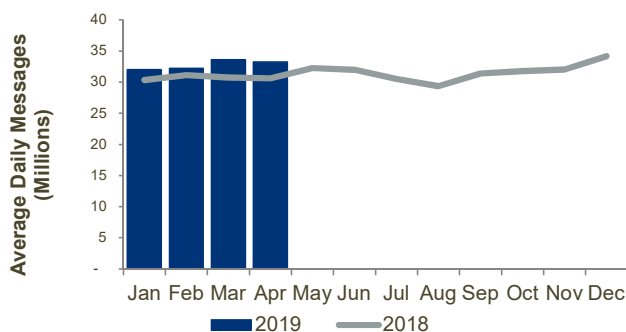
6.7%

FIN Growth (April 2019 YTD)

SWIFTNET FIN Customer Base April 2019

Live countries	> 200
Live members	2,418
Live sub-members	3,249
Live participants	5,700
Total live users	11,367

SWIFTNet FIN Traffic by Month



SWIFTNet InterAct

804,317,458

Total InterAct Messages (April 2019 YTD)

9,761,134

Average InterAct Messages (April 2019 YTD)

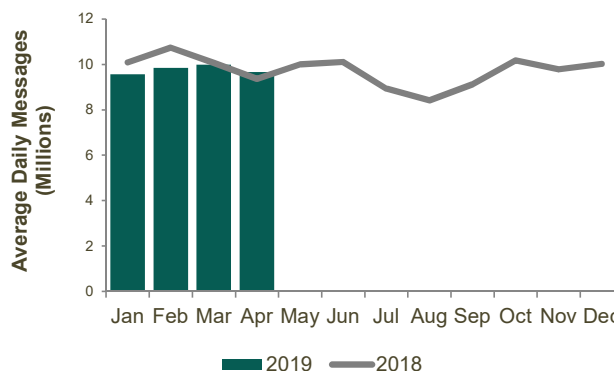
9,650,962

Average InterAct Messages (April 2019)

-2.9%

InterAct Growth (April 2019 YTD)

SWIFTNet InterAct Traffic by Month



SWIFTNet FileAct

1,795,108,947

Total FileAct KChar (April 2019 YTD)

21,785,303

Average FileAct KChar (April 2019 YTD)

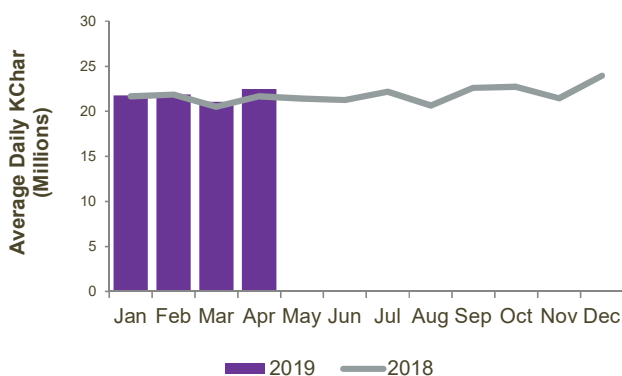
22,467,246

Average FileAct KChar (April 2019)

1.8%

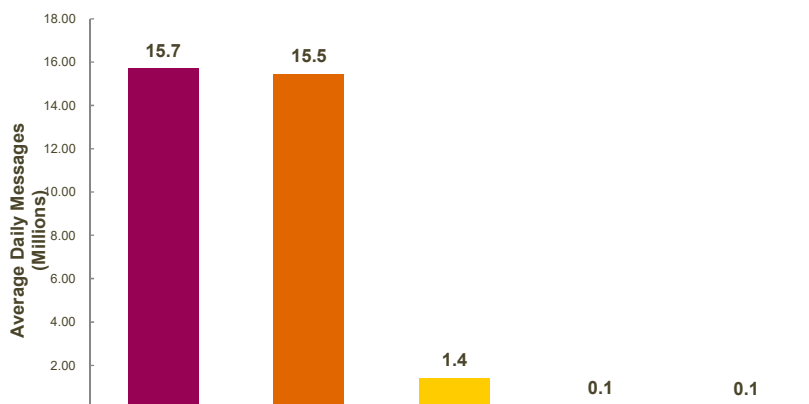
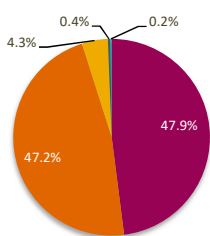
FileAct Growth (April 2019 YTD)

SWIFTNet FileAct Traffic by Month



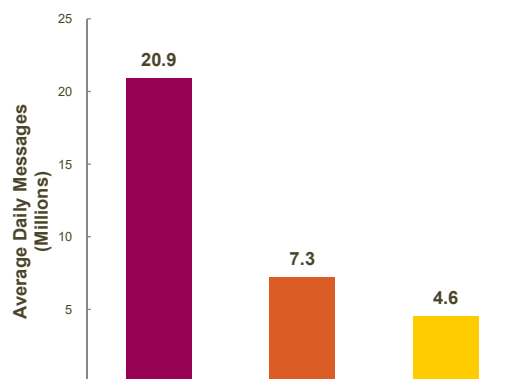
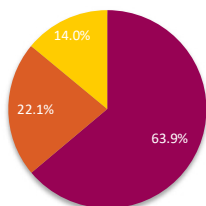
SWIFTNet FIN

Distribution by Market



	Payment	Securities	Treasury	Trade	System	Grand Total
Total Messages	1,293,805,780	1,273,135,694	115,079,258	11,326,449	5,642,928	2,698,990,109
YTD Average Daily Messages	15,701,526	15,450,676	1,396,593	137,457	68,482	32,754,734
Weight	47.9%	47.2%	4.3%	0.4%	0.2%	100.0%
YTD Growth (*)	5.2%	8.6%	4.9%	-4.6%	-0.9%	6.7%
Contribution to Growth (*)	37.8%	59.4%	3.2%	-0.3%	0.0%	100.0%

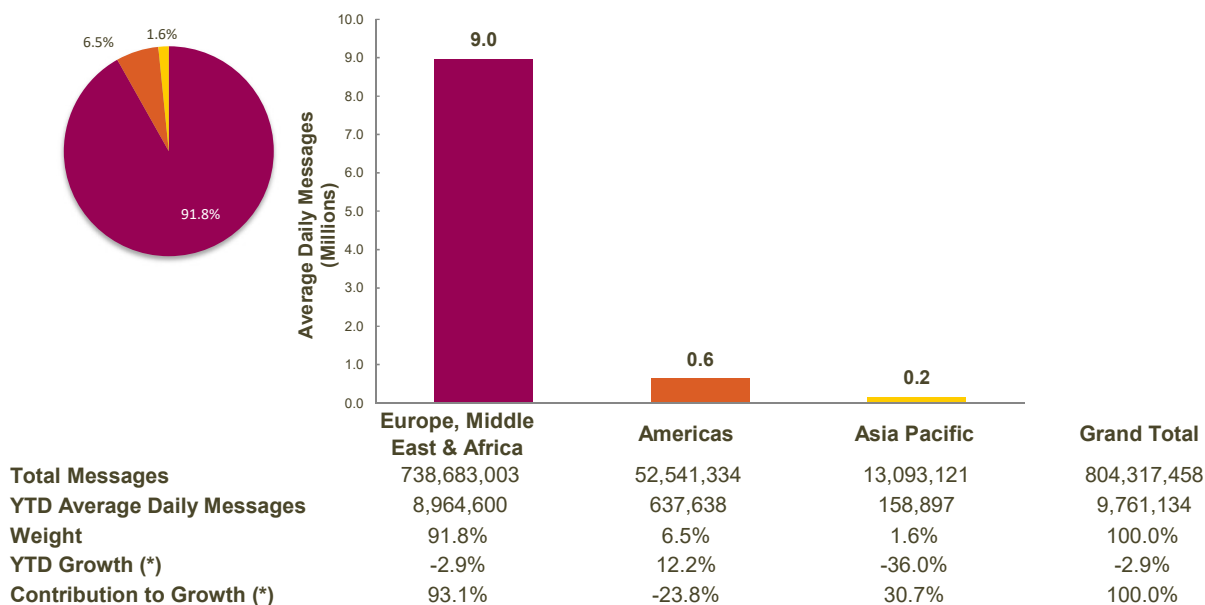
Distribution by Region



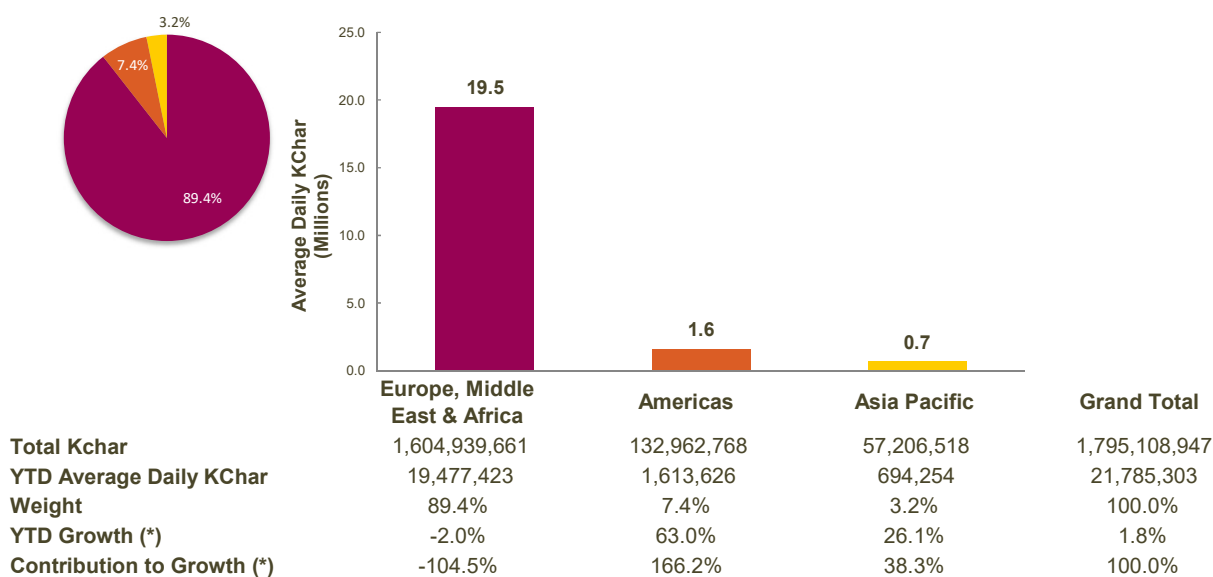
	Europe, Middle East & Africa	Americas	Asia Pacific	Grand Total
Total Messages	1,724,037,661	597,811,036	377,141,412	2,698,990,109
YTD Average Daily Messages	20,922,787	7,254,988	4,576,959	32,754,734
Weight	63.9%	22.1%	14.0%	100.0%
YTD Growth (*)	5.2%	9.7%	9.4%	6.7%
Contribution to Growth (*)	49.9%	31.0%	19.1%	100.0%

(*) Growth adjusted to business days (82.4 in 2019 vs 82.25 in 2018)

SWIFTNet InterAct



SWIFTNet FileAct



(*) Growth adjusted to business days (82.4 in 2019 vs 82.25 in 2018)

