




SWIFT IN FIGURES

May 2019 YTD



Key Highlights
May 2019 YTD

SWIFTNet FIN

3,432,962,296

Total FIN Messages (May 2019 YTD)

36,336,712

FIN Messages Peak Day on 28 February 2019

33,009,253

Average FIN Messages (May 2019 YTD)

33,980,194

Average FIN Messages (May 2019)

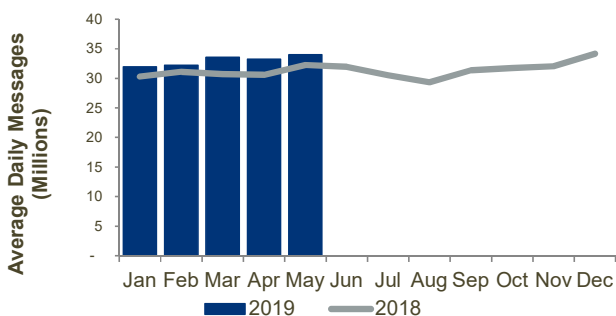
6.4%

FIN Growth (May 2019 YTD)

SWIFTNET FIN Customer Base May 2019

Live countries	> 200
Live members	2,416
Live sub-members	3,244
Live participants	5,723
Total live users	11,383

SWIFTNet FIN Traffic by Month



SWIFTNet InterAct

1,028,804,416

Total InterAct Messages (May 2019 YTD)

9,892,350

Average InterAct Messages (May 2019 YTD)

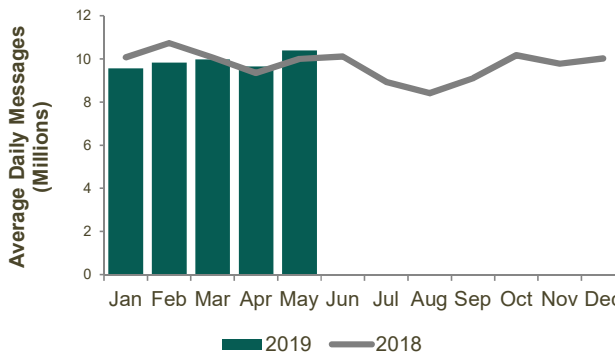
10,392,915

Average InterAct Messages (May 2019)

-1.5%

InterAct Growth (May 2019 YTD)

SWIFTNet InterAct Traffic by Month



SWIFTNet FileAct

2,264,731,809

Total FileAct KChar (May 2019 YTD)

21,776,267

Average FileAct KChar (May 2019 YTD)

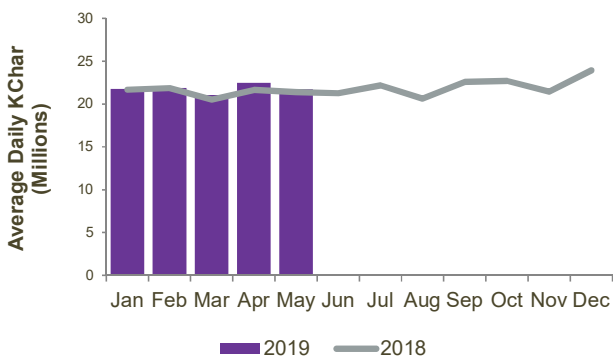
21,741,799

Average FileAct KChar (May 2019)

1.7%

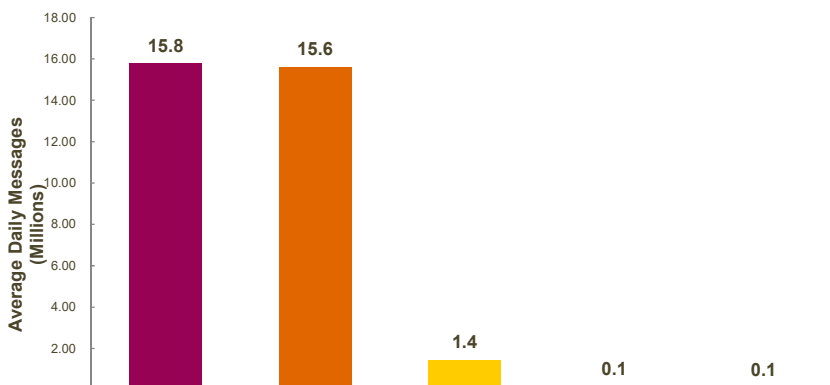
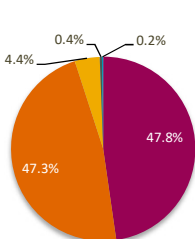
FileAct Growth (May 2019 YTD)

SWIFTNet FileAct Traffic by Month



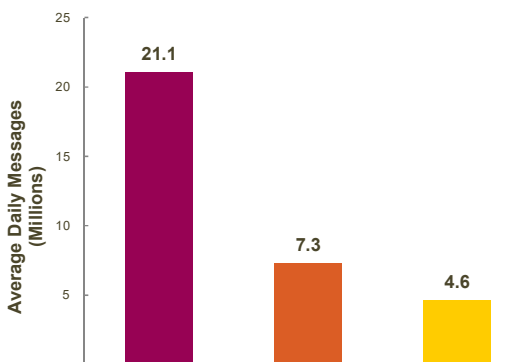
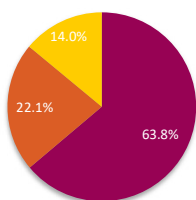
SWIFTNet FIN

Distribution by Market



	Payment	Securities	Treasury	Trade	System	Grand Total
Total Messages	1,639,584,052	1,622,158,139	149,936,159	14,278,979	7,004,967	3,432,962,296
YTD Average Daily Messages	15,765,231	15,597,674	1,441,694	137,298	67,355	33,009,253
Weight	47.8%	47.3%	4.4%	0.4%	0.2%	100.0%
YTD Growth (*)	4.7%	8.3%	6.8%	-5.0%	-0.8%	6.4%
Contribution to Growth (*)	35.7%	60.1%	4.6%	-0.4%	0.0%	100.0%

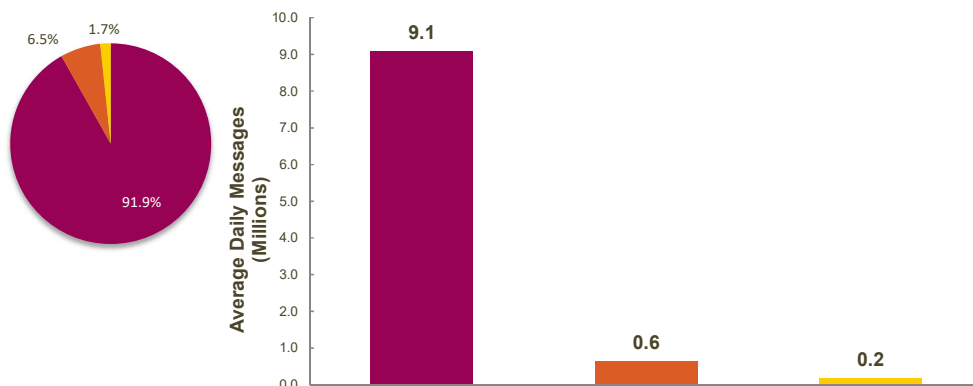
Distribution by Region



	Europe, Middle East & Africa	Americas	Asia Pacific	Grand Total
Total Messages	2,191,830,040	760,331,774	480,800,482	3,432,962,296
YTD Average Daily Messages	21,075,289	7,310,882	4,623,082	33,009,253
Weight	63.8%	22.1%	14.0%	100.0%
YTD Growth (*)	5.2%	9.3%	7.9%	6.4%
Contribution to Growth (*)	51.8%	31.1%	17.0%	100.0%

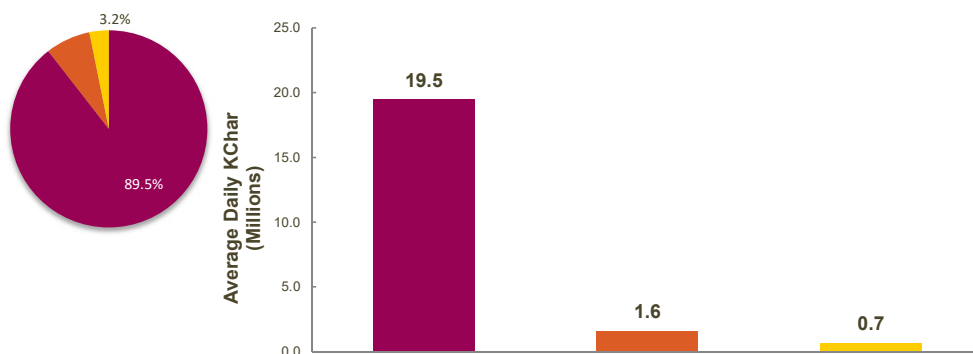
(*) Growth adjusted to business days (104 in 2019 vs 103.55 in 2018)

SWIFTNet InterAct



	Europe, Middle East & Africa	Americas	Asia Pacific	Grand Total
Total Messages	944,967,276	66,725,873	17,111,267	1,028,804,416
YTD Average Daily Messages	9,086,224	641,595	164,531	9,892,350
Weight	91.9%	6.5%	1.7%	100.0%
YTD Growth (*)	-1.5%	12.4%	-33.7%	-1.5%
Contribution to Growth (*)	91.5%	-47.5%	56.0%	100.0%

SWIFTNet FileAct



	Europe, Middle East & Africa	Americas	Asia Pacific	Grand Total
Total Kchar	2,025,997,307	166,588,217	72,146,286	2,264,731,809
YTD Average Daily KChar	19,480,743	1,601,810	693,714	21,776,267
Weight	89.5%	7.4%	3.2%	100.0%
YTD Growth (*)	-2.1%	65.2%	29.0%	1.7%
Contribution to Growth (*)	-114.3%	171.8%	42.4%	100.0%

(*) Growth adjusted to business days (104 in 2019 vs 103.55 in 2018)

