




SWIFT IN FIGURES

September 2019 YTD



Key Highlights
September 2019 YTD

SWIFTNet FIN

6,272,637,024

Total FIN Messages (September 2019 YTD)

36,336,712

FIN Messages Peak Day on 28 February 2019

33,206,125

Average FIN Messages (September 2019 YTD)

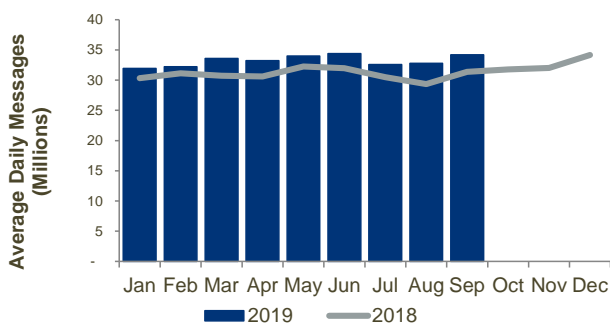
34,180,185

Average FIN Messages (September 2019)

7.5%

FIN Growth (September 2019 YTD)

SWIFTNet FIN Traffic by Month



SWIFTNET FIN Customer Base September 2019

Live countries	> 200
Live members	2,401
Live sub-members	3,223
Live participants	5,817
Total live users	11,441

SWIFTNet InterAct

1,872,553,588

Total InterAct Messages (September 2019 YTD)

9,912,936

Average InterAct Messages (September 2019 YTD)

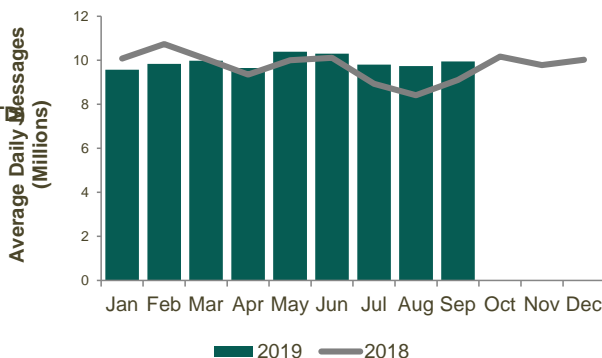
9,947,292

Average InterAct Messages (September 2019)

3.0%

InterAct Growth (September 2019 YTD)

SWIFTNet InterAct Traffic by Month



SWIFTNet FileAct

4,108,213,614

Total FileAct Kchar (September 2019 YTD)

21,748,087

Average FileAct KChar (September 2019 YTD)

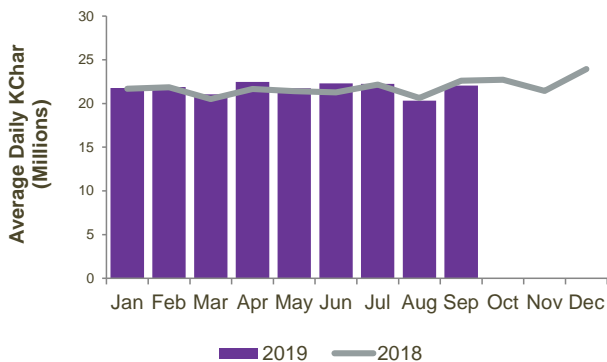
22,057,106

Average FileAct KChar (September 2019)

1.1%

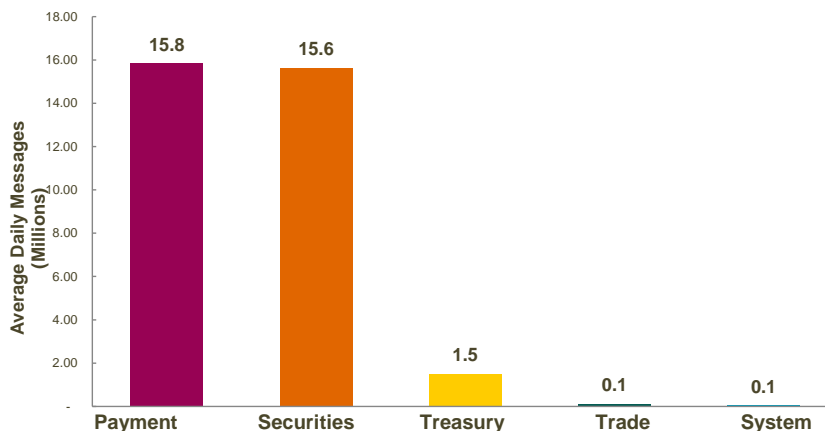
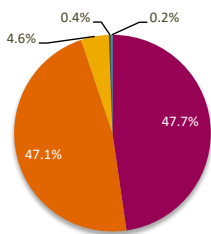
FileAct Growth (September 2019 YTD)

SWIFTNet FileAct Traffic by Month



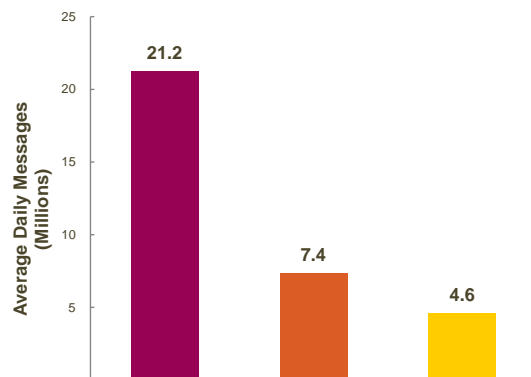
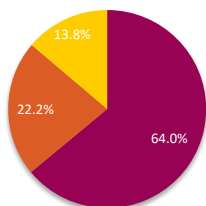
SWIFTNet FIN

Distribution by Market



	Payment	Securities	Treasury	Trade	System	Grand Total
Total Messages	2,992,948,684	2,956,005,067	286,383,802	25,013,201	12,286,270	6,272,637,024
YTD Average Daily Messages	15,844,090	15,648,518	1,516,060	132,415	65,041	33,206,125
Weight	47.7%	47.1%	4.6%	0.4%	0.2%	100.0%
YTD Growth (*)	5.1%	9.8%	12.3%	-11.3%	-3.4%	7.5%
Contribution to Growth (*)	33.0%	60.6%	7.2%	-0.7%	-0.1%	100.0%

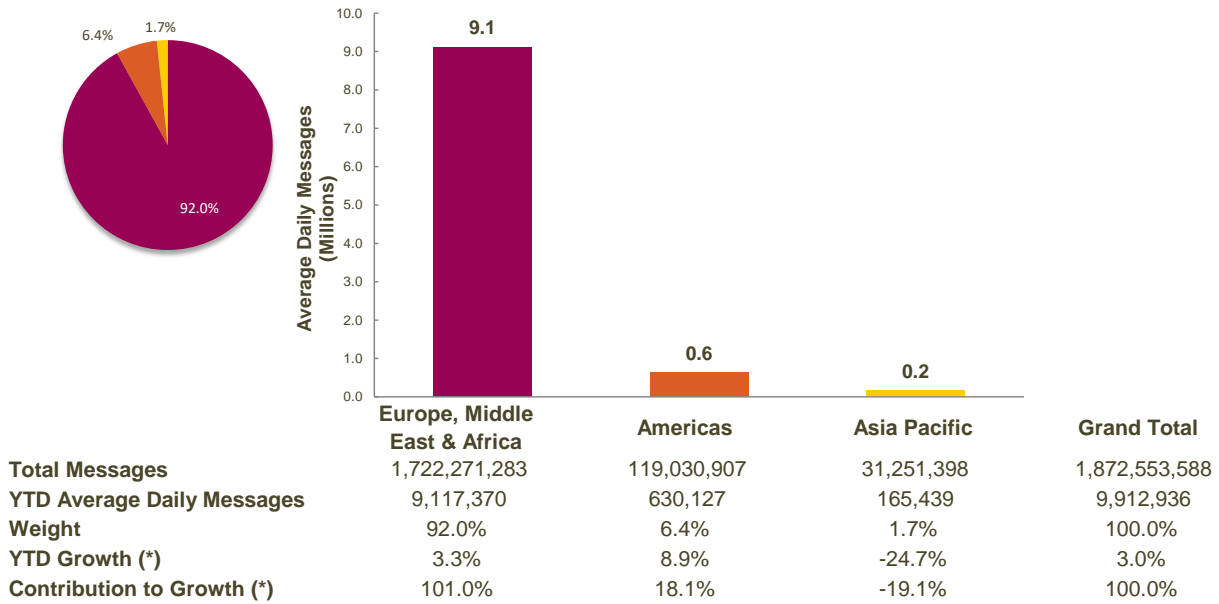
Distribution by Region



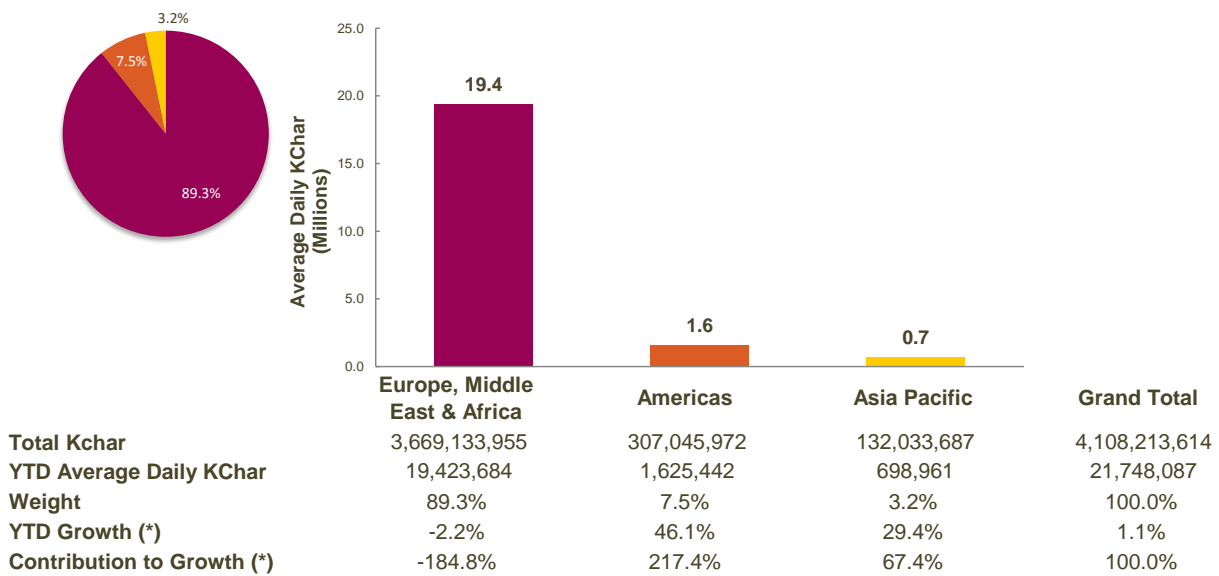
	Europe, Middle East & Africa	Americas	Asia Pacific	Grand Total
Total Messages	4,013,692,271	1,392,824,712	866,120,041	6,272,637,024
YTD Average Daily Messages	21,247,709	7,373,344	4,585,072	33,206,125
Weight	64.0%	22.2%	13.8%	100.0%
YTD Growth (*)	7.1%	10.3%	4.7%	7.5%
Contribution to Growth (*)	61.4%	29.7%	9.0%	100.0%

(*) Growth adjusted to business days (188.9 in 2019 vs 188.8 in 2018)

SWIFTNet InterAct



SWIFTNet FileAct



(*) Growth adjusted to business days (188.9 in 2019 vs 188.8 in 2018)

