




SWIFT IN FIGURES

January 2020 YTD



Key Highlights
January 2020 YTD

SWIFTNet FIN

747,125,777

Total FIN Messages (January 2020 YTD)

36,728,165

FIN Messages Peak Day on 31 October 2019

36,268,242

Average FIN Messages (January 2020 YTD)

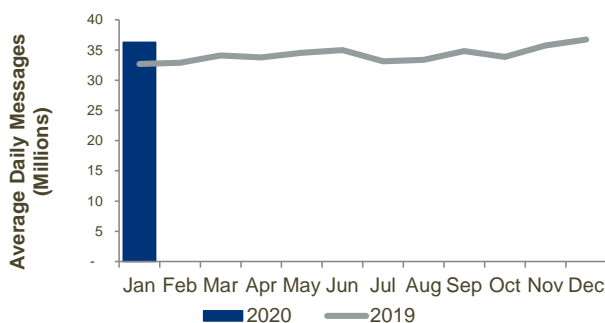
36,268,242

Average FIN Messages (January 2020)

10.9%

FIN Growth (January 2020 YTD)

SWIFTNet FIN Traffic by Month



SWIFTNET FIN Customer Base January 2020

Live countries	> 200
Live members	2,393
Live sub-members	3,189
Live participants	5,907
Total live users	11,489

SWIFTNet InterAct

210,935,811

Total InterAct Messages (January 2020 YTD)

10,239,602

Average InterAct Messages (January 2020 YTD)

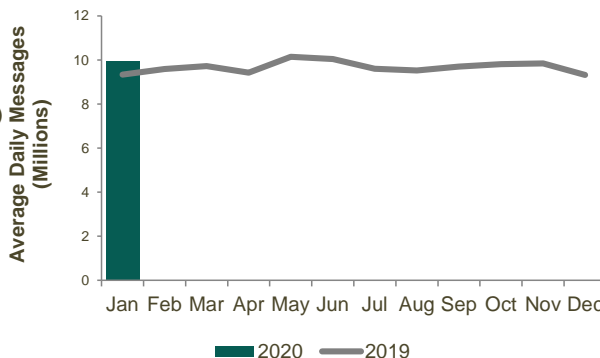
9,964,247

Average InterAct Messages (January 2020)

7.0%

InterAct Growth (January 2020 YTD)

SWIFTNet InterAct Traffic by Month



SWIFTNet FileAct

496,474,100

Total FileAct KChar (January 2020 YTD)

24,100,684

Average FileAct KChar (January 2020 YTD)

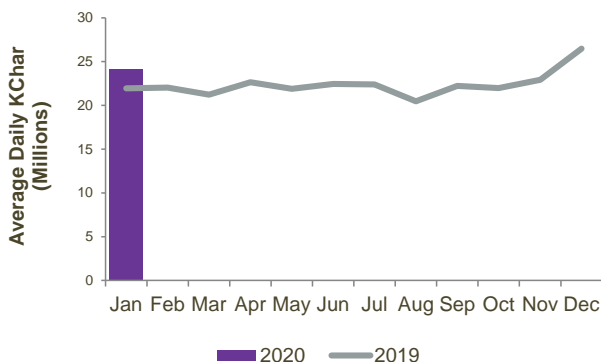
24,100,684

Average FileAct KChar (January 2020)

9.9%

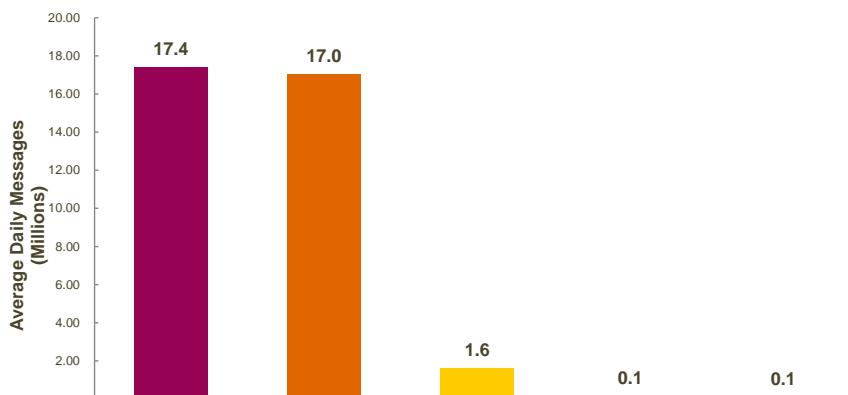
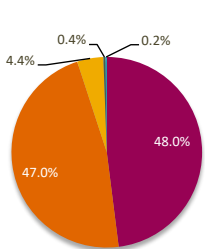
FileAct Growth (January 2020 YTD)

SWIFTNet FileAct Traffic by Month



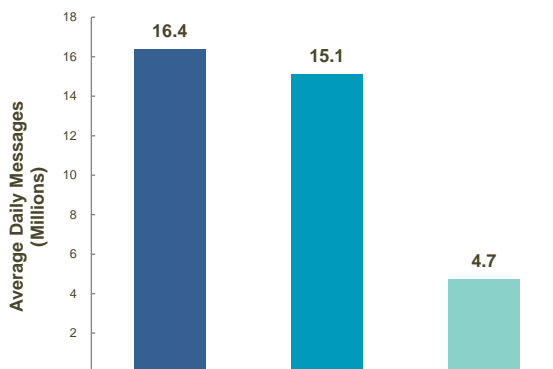
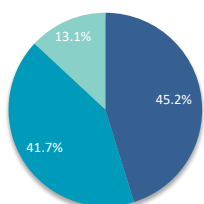
SWIFTNet FIN

Distribution by Market



	Payments	Securities	Treasury	Trade	System	Grand Total
Total Messages	358,627,870	350,980,673	33,213,564	2,697,745	1,605,925	747,125,777
YTD Average Daily Messages	17,409,120	17,037,897	1,612,309	130,958	77,958	36,268,242
Weight	48.0%	47.0%	4.4%	0.4%	0.2%	100.0%
YTD Growth (*)	6.8%	15.5%	13.1%	-9.6%	-4.9%	10.9%
Contribution to Growth (*)	31.2%	64.1%	5.2%	-0.4%	-0.1%	100.0%

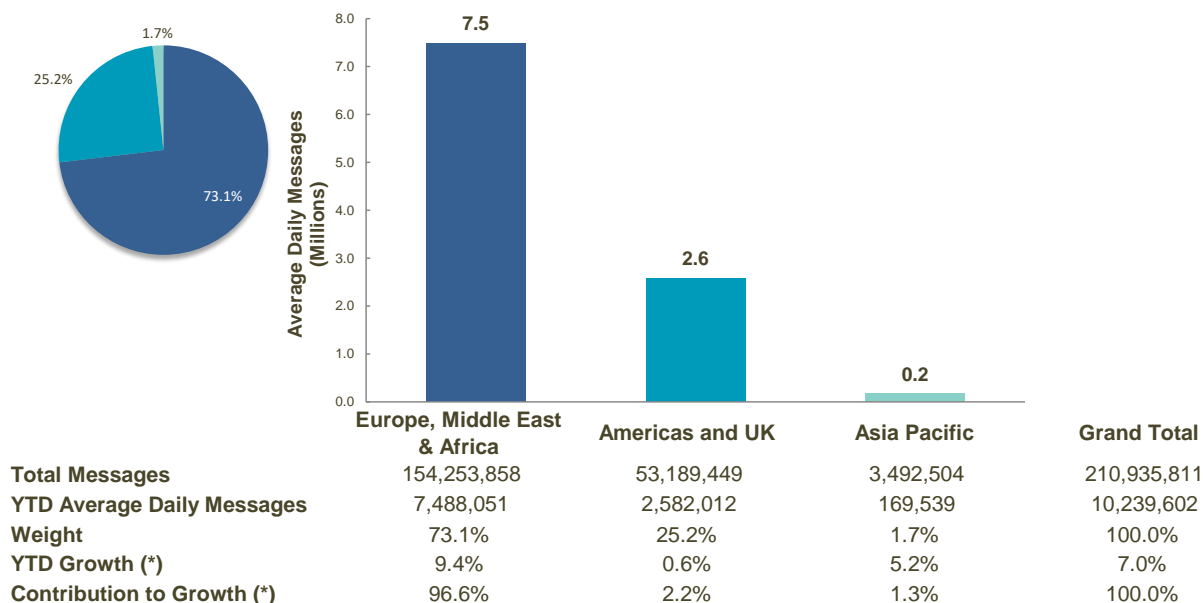
Distribution by Region



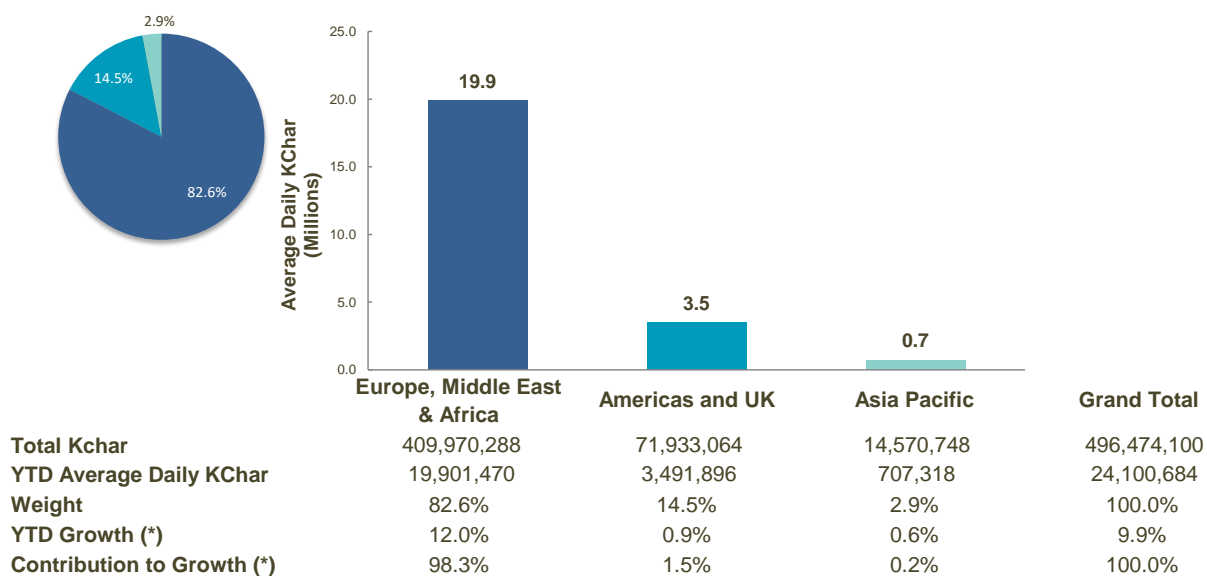
	Europe, Middle East & Africa	Americas and UK	Asia Pacific	Grand Total
Total Messages	337,856,281	311,651,795	97,617,701	747,125,777
YTD Average Daily Messages	16,400,790	15,128,728	4,738,723	36,268,242
Weight	45.2%	41.7%	13.1%	100.0%
YTD Growth (*)	13.4%	12.1%	0.1%	10.9%
Contribution to Growth (*)	54.3%	45.6%	0.1%	100.0%

(*) Growth adjusted to business days (20.6 in 2020 vs 21.2 in 2019)

SWIFTNet InterAct



SWIFTNet FileAct



(*) Growth adjusted to business days (20.6 in 2020 vs 21.2 in 2019)

January 2020 YTD

