




## **SWIFT IN FIGURES**

November 2020 YTD



**Key Highlights**  
November 2020 YTD

**SWIFTNet FIN**

**8,664,437,009**

Total FIN Messages (November 2020 YTD)

**43,863,799**

FIN Messages Peak Day on 17 March 2020

**37,443,548**

Average FIN Messages (November 2020 YTD)

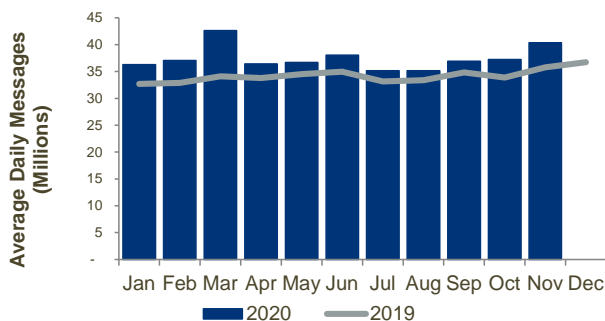
**40,332,707**

Average FIN Messages (November 2020)

**10.2%**

FIN Growth (November 2020 YTD)

SWIFTNet FIN Traffic by Month



**SWIFTNET FIN Customer Base November 2020**

Live countries	> 200
Live members	2,381
Live sub-members	3,175
Live participants	6,005
Total live users	11,561

**SWIFTNet InterAct**

**2,221,702,616**

Total InterAct Messages (November 2020 YTD)

**9,601,135**

Average InterAct Messages (November 2020 YTD)

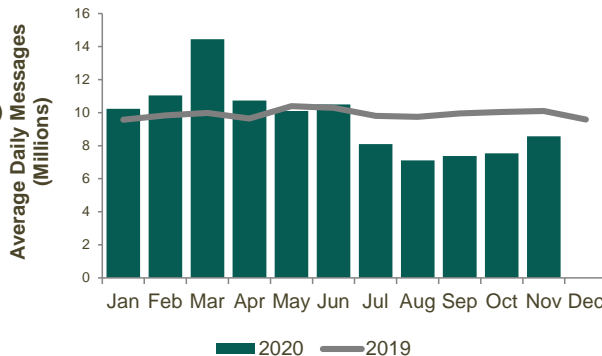
**8,569,430**

Average InterAct Messages (November 2020)

**-3.4%**

InterAct Growth (November 2020 YTD)

SWIFTNet InterAct Traffic by Month



**SWIFTNet FileAct**

**6,425,445,643**

Total FileAct KChar (November 2020 YTD)

**27,767,699**

Average FileAct KChar (November 2020 YTD)

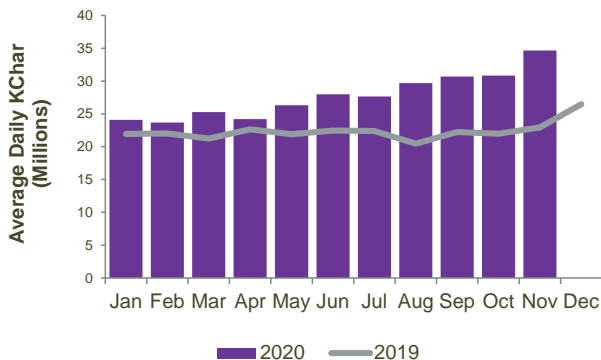
**34,647,963**

Average FileAct KChar (November 2020)

**26.2%**

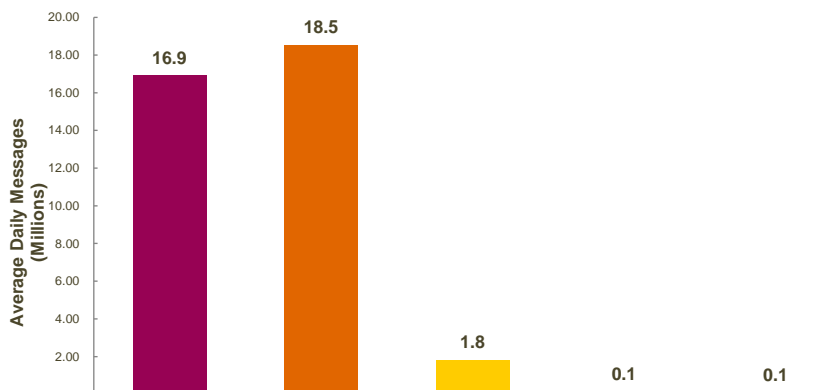
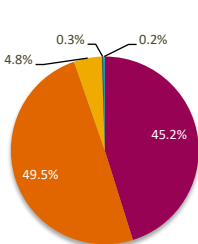
FileAct Growth (November 2020 YTD)

SWIFTNet FileAct Traffic by Month



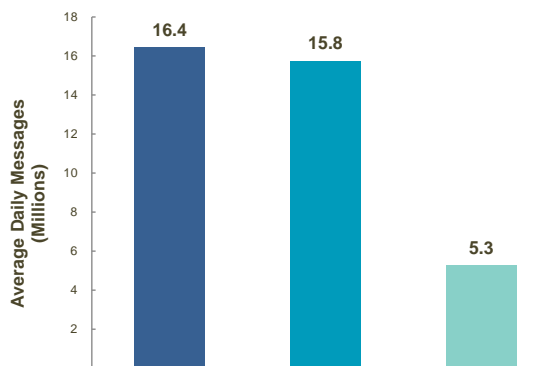
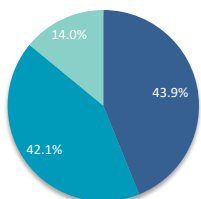
**SWIFTNet FIN**

**Distribution by Market**



	Payments	Securities	Treasury	Trade	System	Grand Total
<b>Total Messages</b>	3,913,267,338	4,290,344,453	415,929,566	26,765,743	18,129,909	8,664,437,009
<b>YTD Average Daily Messages</b>	16,911,268	18,540,814	1,797,448	115,669	78,349	37,443,548
<b>Weight</b>	45.2%	49.5%	4.8%	0.3%	0.2%	100.0%
<b>YTD Growth (*)</b>	2.4%	18.0%	18.3%	-12.2%	-13.1%	10.2%
<b>Contribution to Growth (*)</b>	11.4%	81.4%	8.0%	-0.5%	-0.3%	100.0%

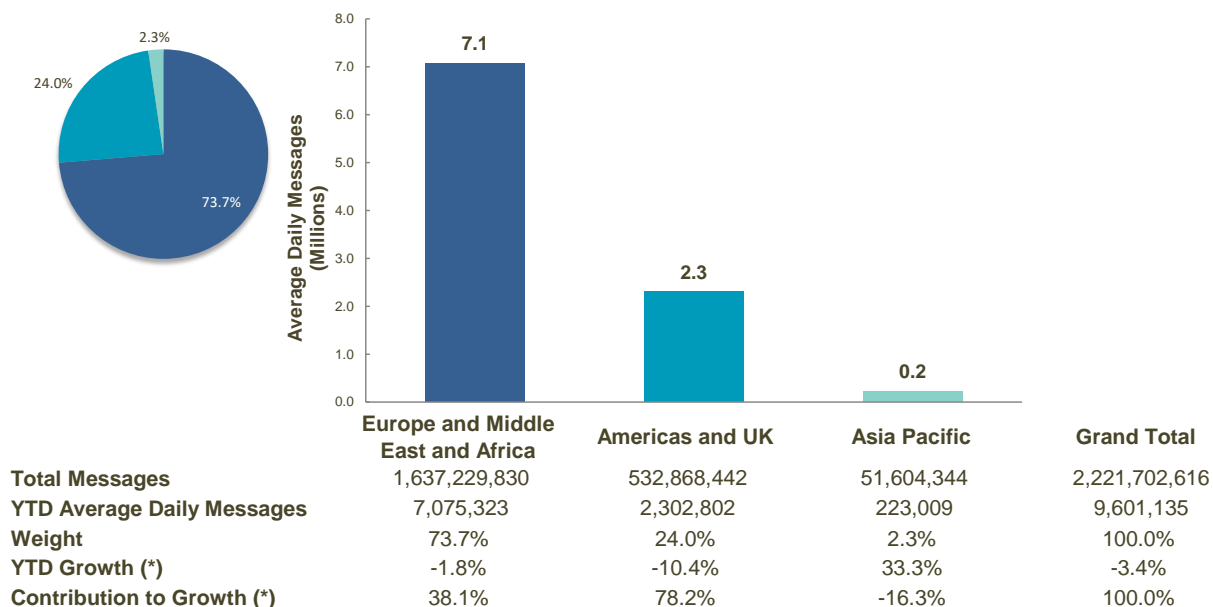
**Distribution by Region**



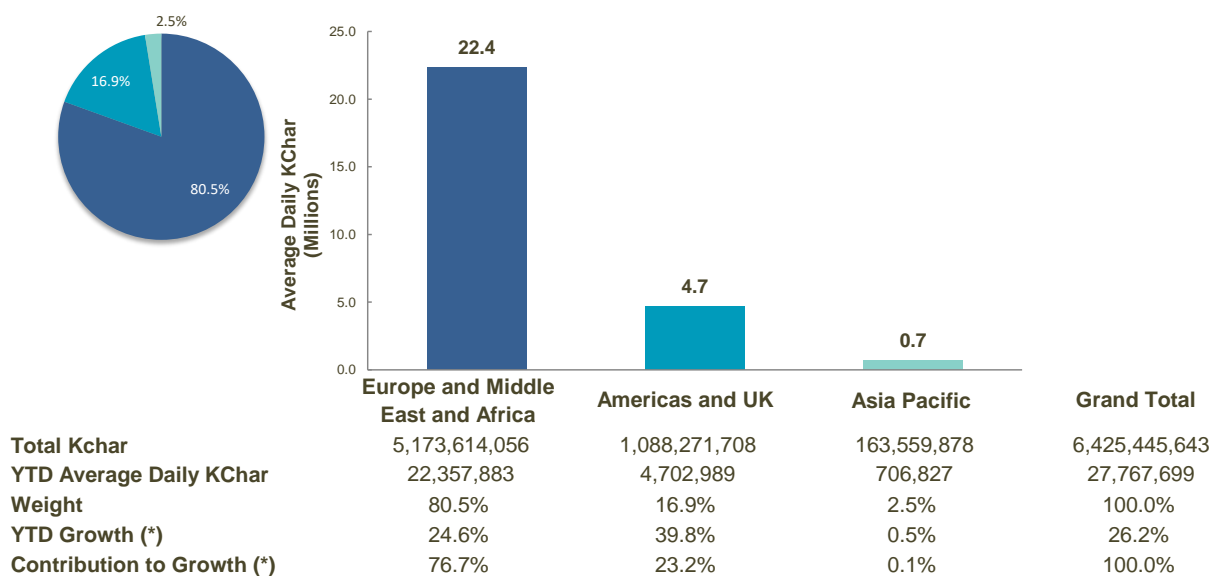
	Europe, Middle East & Africa	Americas and UK	Asia Pacific	Grand Total
<b>Total Messages</b>	3,802,005,203	3,645,474,198	1,216,957,608	8,664,437,009
<b>YTD Average Daily Messages</b>	16,430,446	15,753,994	5,259,108	37,443,548
<b>Weight</b>	43.9%	42.1%	14.0%	100.0%
<b>YTD Growth (*)</b>	7.5%	13.1%	10.5%	10.2%
<b>Contribution to Growth (*)</b>	33.0%	52.6%	14.4%	100.0%

(\*) Growth adjusted to business days (231.4 in 2020 vs 232 in 2019)

### SWIFTNet InterAct



### SWIFTNet FileAct



(\*) Growth adjusted to business days (231.4 in 2020 vs 232 in 2019)

