




## **SWIFT IN FIGURES**

December 2020 YTD



**Key Highlights**  
December 2020 YTD

**SWIFTNet FIN**

**9,526,541,870**

Total FIN Messages (December 2020 YTD)

**44,220,667**

FIN Messages Peak Day on 1 December 2020

**37,728,879**

Average FIN Messages (December 2020 YTD)

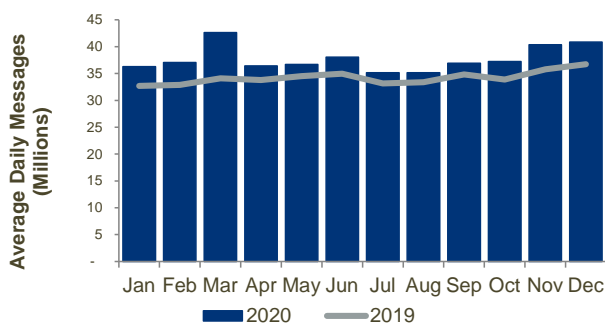
**40,858,050**

Average FIN Messages (December 2020)

**10.3%**

FIN Growth (December 2020 YTD)

**SWIFTNet FIN Traffic by Month**



**SWIFTNET FIN Customer Base December 2020**

Live countries	> 200
Live members	2,372
Live sub-members	3,159
Live participants	6,057
Total live users	11,588

**SWIFTNet InterAct**

**2,391,029,912**

Total InterAct Messages (December 2020 YTD)

**9,469,425**

Average InterAct Messages (December 2020 YTD)

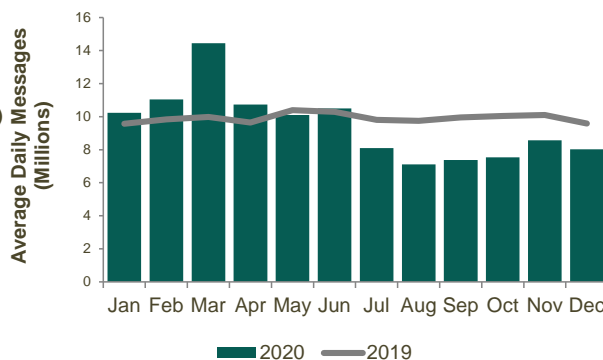
**8,024,990**

Average InterAct Messages (December 2020)

**-4.5%**

InterAct Growth (December 2020 YTD)

**SWIFTNet InterAct Traffic by Month**



**SWIFTNet FileAct**

**7,160,616,776**

Total FileAct KChar (December 2020 YTD)

**28,358,878**

Average FileAct KChar (December 2020 YTD)

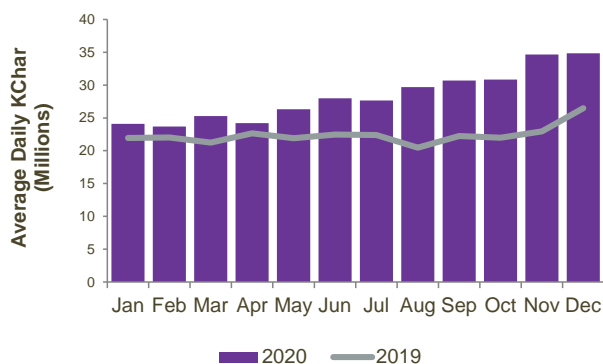
**34,842,234**

Average FileAct KChar (December 2020)

**26.8%**

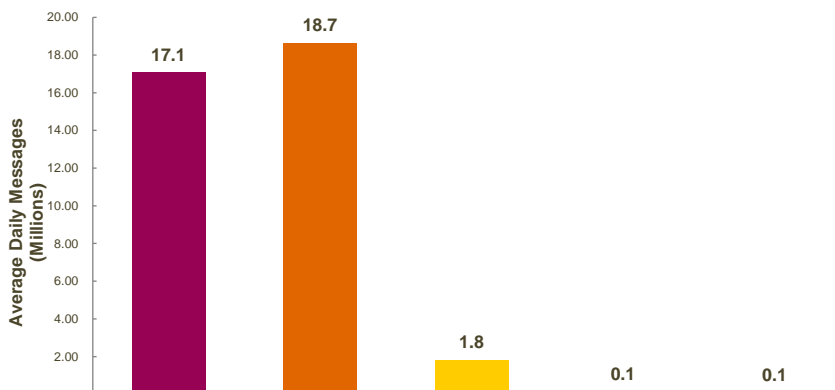
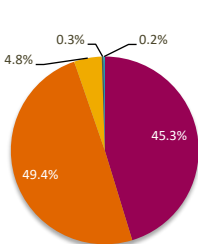
FileAct Growth (December 2020 YTD)

**SWIFTNet FileAct Traffic by Month**



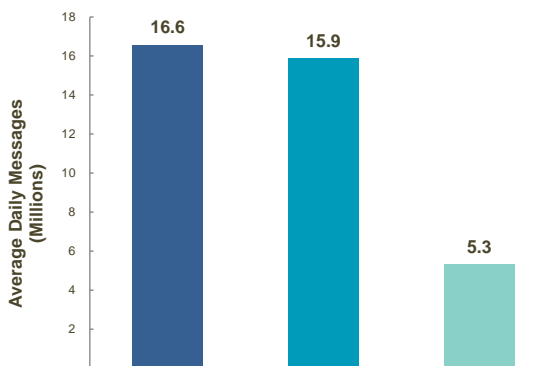
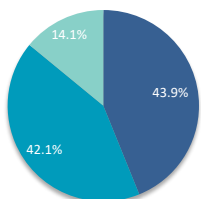
**SWIFTNet FIN**

**Distribution by Market**



	Payments	Securities	Treasury	Trade	System	Grand Total
<b>Total Messages</b>	4,312,967,190	4,709,754,443	454,438,268	29,521,004	19,860,965	9,526,541,870
<b>YTD Average Daily Messages</b>	17,081,058	18,652,493	1,799,756	116,915	78,657	37,728,879
<b>Weight</b>	45.3%	49.4%	4.8%	0.3%	0.2%	100.0%
<b>YTD Growth (*)</b>	2.4%	18.3%	18.5%	-11.8%	-13.2%	10.3%
<b>Contribution to Growth (*)</b>	11.4%	81.4%	7.9%	-0.4%	-0.3%	100.0%

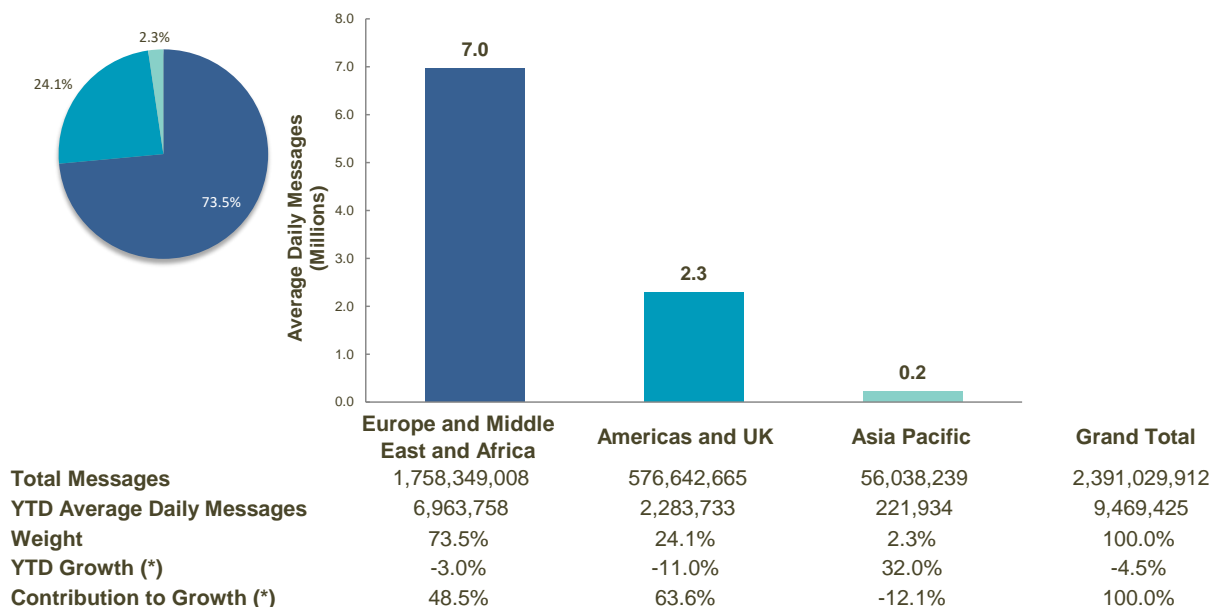
**Distribution by Region**



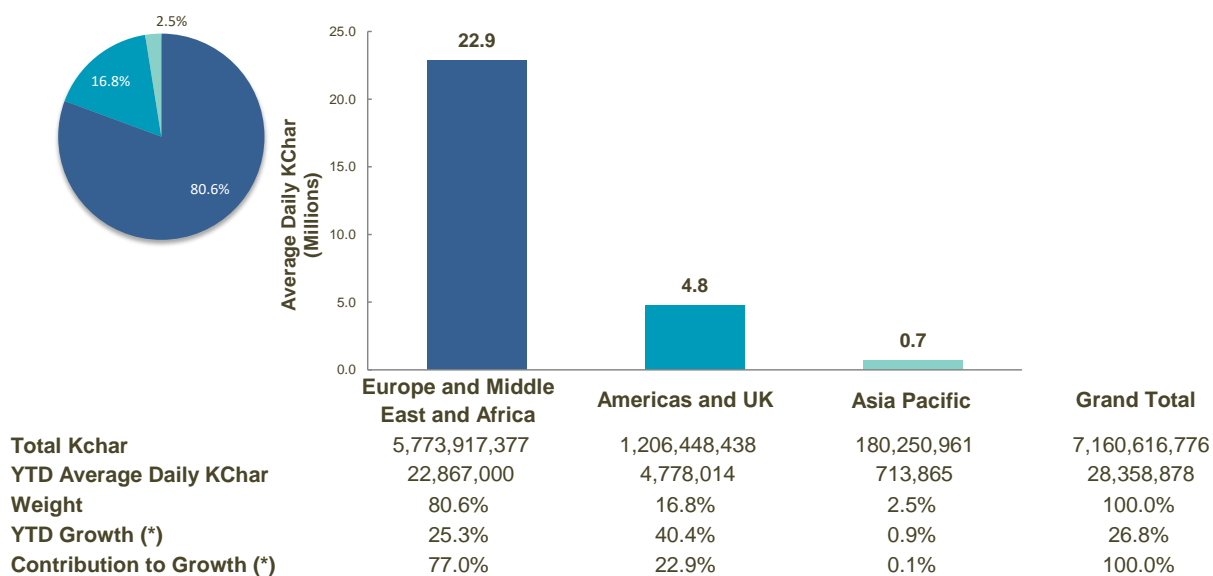
	Europe, Middle East & Africa	Americas and UK	Asia Pacific	Grand Total
<b>Total Messages</b>	4,179,006,654	4,008,969,631	1,338,565,585	9,526,541,870
<b>YTD Average Daily Messages</b>	16,550,521	15,877,107	5,301,250	37,728,879
<b>Weight</b>	43.9%	42.1%	14.1%	100.0%
<b>YTD Growth (*)</b>	7.7%	13.2%	10.6%	10.3%
<b>Contribution to Growth (*)</b>	33.3%	52.3%	14.4%	100.0%

(\*) Growth adjusted to business days (252.5 in 2020 vs 251.65 in 2019)

### SWIFTNet InterAct



### SWIFTNet FileAct



(\*) Growth adjusted to business days (252.5 in 2020 vs 251.65 in 2019)

