




SWIFT IN FIGURES

March 2021 YTD



Key Highlights March 2021 YTD

SWIFTNet FIN

2,609,539,797

Total FIN Messages (March 2021 YTD)

46,325,278

FIN Messages Peak Day on 26 February 2021

42,535,286

Average FIN Messages (March 2021 YTD)

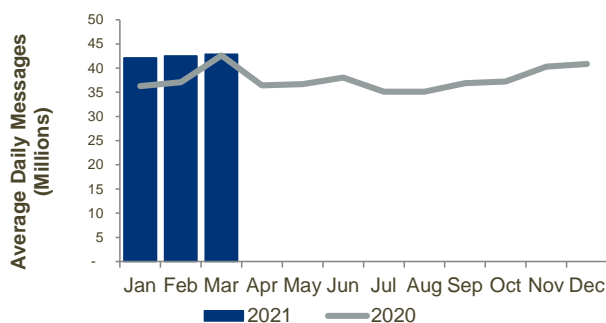
42,891,503

Average FIN Messages (March 2021)

9.8%

FIN Growth (March 2021 YTD)

SWIFTNet FIN Traffic by Month



SWIFTNET FIN Customer Base March 2021

| | |
|-------------------|--------|
| Live countries | > 200 |
| Live members | 2,366 |
| Live sub-members | 3,152 |
| Live participants | 6,078 |
| Total live users | 11,596 |

SWIFTNet InterAct

539,728,994

Total InterAct Messages (March 2021 YTD)

8,797,539

Average InterAct Messages (March 2021 YTD)

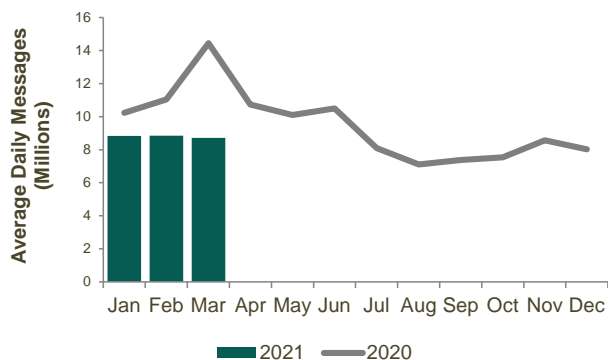
8,722,856

Average InterAct Messages (March 2021)

-26.5%

InterAct Growth (March 2021 YTD)

SWIFTNet InterAct Traffic by Month



SWIFTNet FileAct

2,076,383,713

Total FileAct KChar (March 2021 YTD)

33,844,885

Average FileAct KChar (March 2021 YTD)

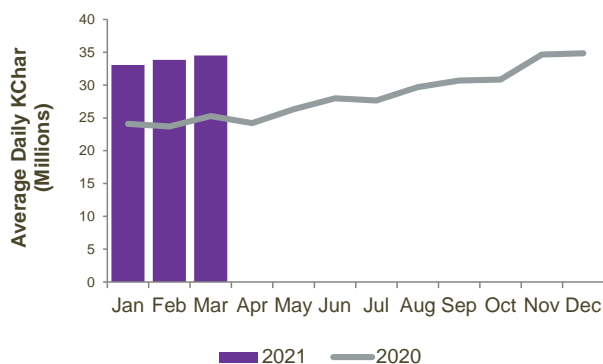
34,514,967

Average FileAct KChar (March 2021)

38.8%

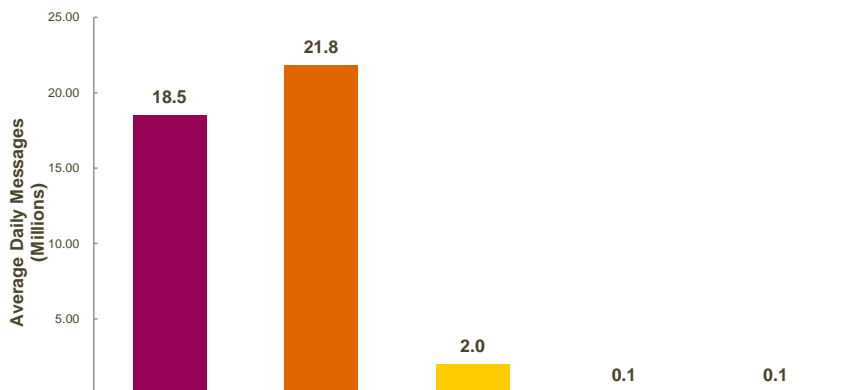
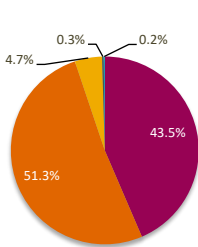
FileAct Growth (March 2021 YTD)

SWIFTNet FileAct Traffic by Month



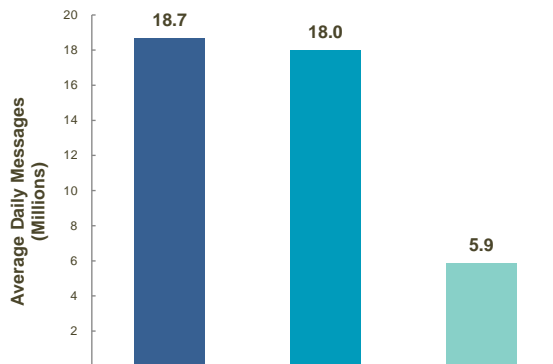
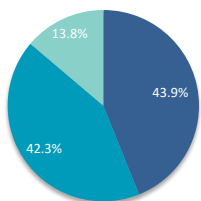
SWIFTNet FIN

Distribution by Market



| | Payments | Securities | Treasury | Trade | System | Grand Total |
|----------------------------|---------------|---------------|-------------|-----------|-----------|---------------|
| Total Messages | 1,136,081,114 | 1,338,676,655 | 122,502,880 | 7,451,658 | 4,827,490 | 2,609,539,797 |
| YTD Average Daily Messages | 18,518,030 | 21,820,320 | 1,996,787 | 121,461 | 78,688 | 42,535,286 |
| Weight | 43.5% | 51.3% | 4.7% | 0.3% | 0.2% | 100.0% |
| YTD Growth (*) | 7.1% | 13.0% | 1.7% | -0.8% | 4.0% | 9.8% |
| Contribution to Growth (*) | 32.6% | 66.4% | 0.9% | 0.0% | 0.1% | 100.0% |

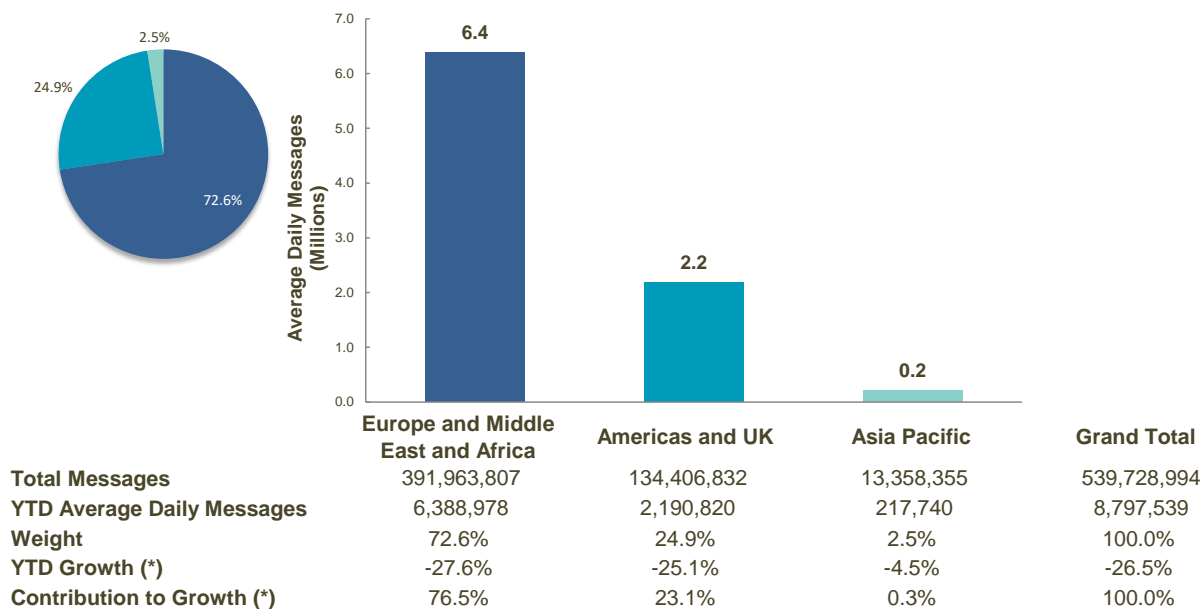
Distribution by Region



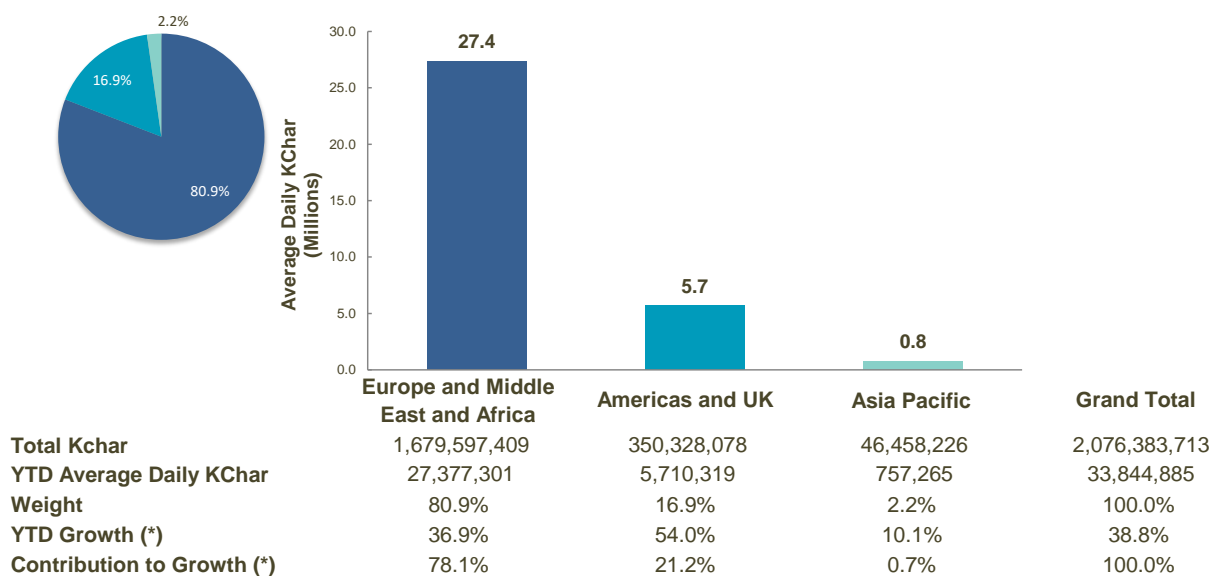
| | Europe, Middle East & Africa | Americas and UK | Asia Pacific | Grand Total |
|----------------------------|------------------------------|-----------------|--------------|---------------|
| Total Messages | 1,145,909,277 | 1,103,457,848 | 360,172,672 | 2,609,539,797 |
| YTD Average Daily Messages | 18,678,228 | 17,986,273 | 5,870,785 | 42,535,286 |
| Weight | 43.9% | 42.3% | 13.8% | 100.0% |
| YTD Growth (*) | 8.1% | 10.8% | 11.9% | 9.8% |
| Contribution to Growth (*) | 37.0% | 46.6% | 16.5% | 100.0% |

(*) Growth adjusted to business days (61.35 in 2021 vs 62.25 in 2020)

SWIFTNet InterAct



SWIFTNet FileAct



(*) Growth adjusted to business days (61.35 in 2021 vs 62.25 in 2020)

