




SWIFT IN FIGURES

June 2021 YTD



Key Highlights June 2021 YTD

SWIFTNet FIN

5,208,884,807

Total FIN Messages (June 2021 YTD)

46,325,278

FIN Messages Peak Day on 26 February 2021

42,160,136

Average FIN Messages (June 2021 YTD)

41,513,847

Average FIN Messages (June 2021)

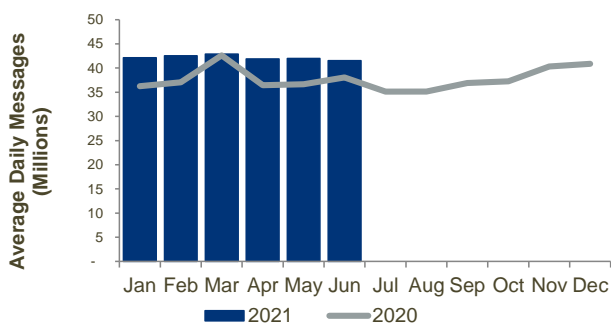
11.2%

FIN Growth (June 2021 YTD)

SWIFTNET FIN Customer Base June 2021

Live countries	> 200
Live members	2,450
Live sub-members	3,135
Live participants	6,072
Total live users	11,657

SWIFTNet FIN Traffic by Month



SWIFTNet InterAct

1,038,780,707

Total InterAct Messages (June 2021 YTD)

8,407,776

Average InterAct Messages (June 2021 YTD)

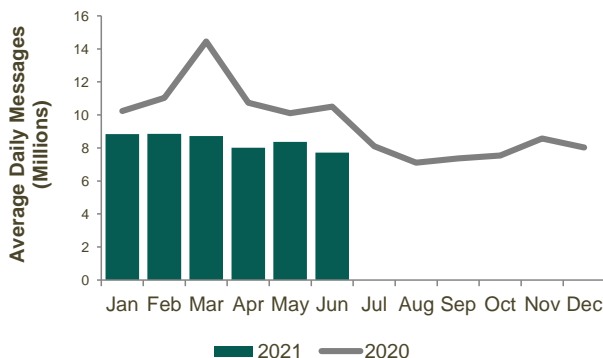
7,715,228

Average InterAct Messages (June 2021)

-25.0%

InterAct Growth (June 2021 YTD)

SWIFTNet InterAct Traffic by Month



SWIFTNet FileAct

4,199,668,608

Total FileAct Kchar (June 2021 YTD)

33,991,652

Average FileAct KChar (June 2021 YTD)

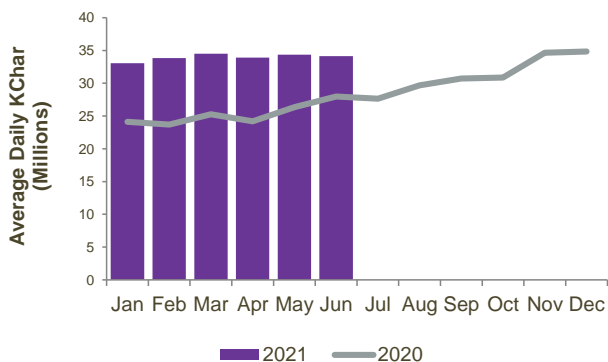
34,146,803

Average FileAct KChar (June 2021)

34.4%

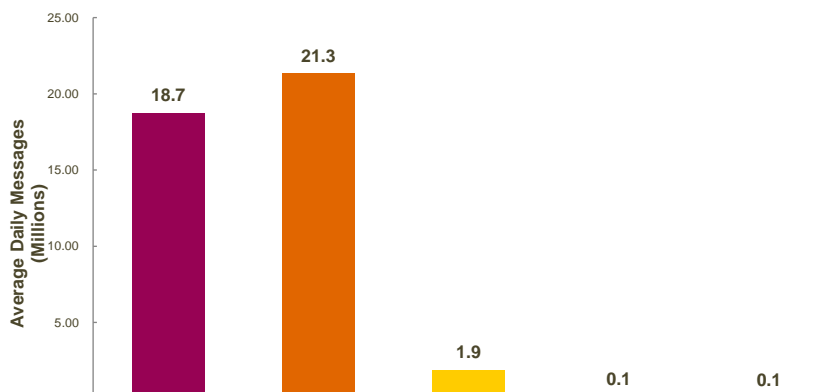
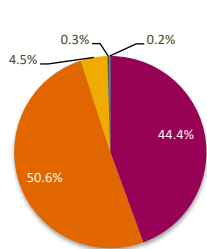
FileAct Growth (June 2021 YTD)

SWIFTNet FileAct Traffic by Month



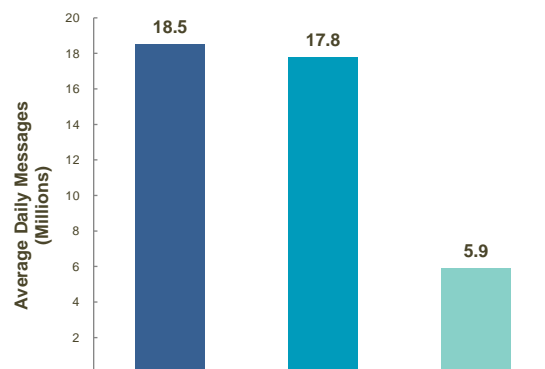
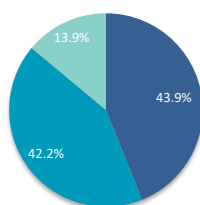
SWIFTNet FIN

Distribution by Market



	Payments	Securities	Treasury	Trade	System	Grand Total
Total Messages	2,314,242,635	2,635,496,925	234,151,794	15,189,655	9,803,798	5,208,884,807
YTD Average Daily Messages	18,731,223	21,331,420	1,895,199	122,943	79,351	42,160,136
Weight	44.4%	50.6%	4.5%	0.3%	0.2%	100.0%
YTD Growth (*)	11.8%	11.6%	1.8%	7.4%	7.2%	11.2%
Contribution to Growth (*)	46.5%	52.4%	0.8%	0.2%	0.1%	100.0%

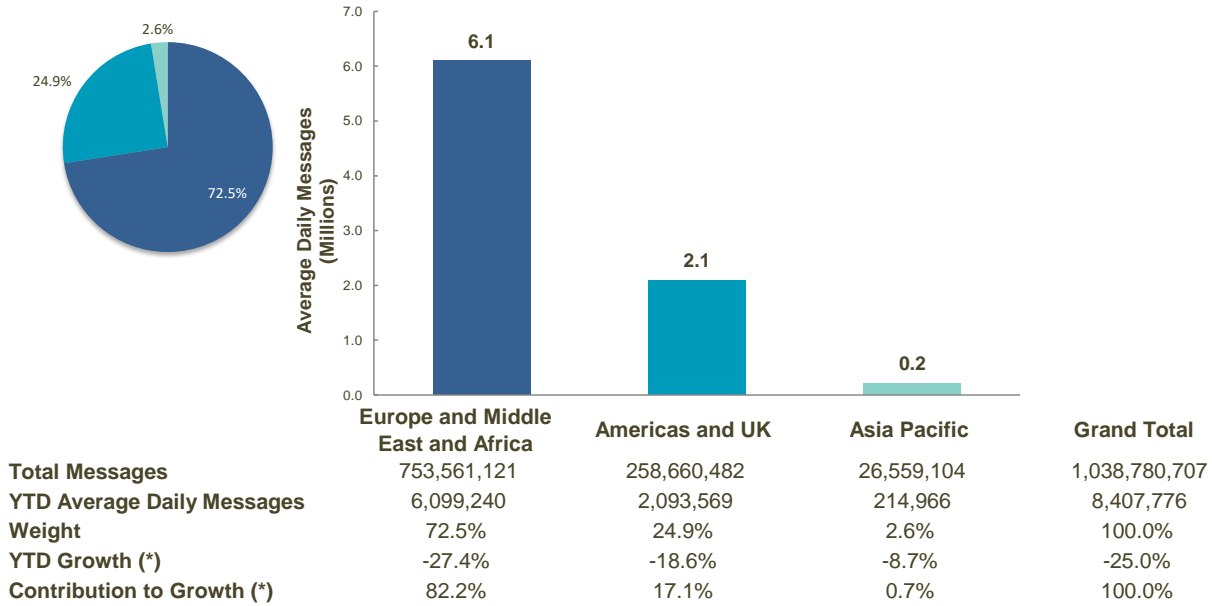
Distribution by Region



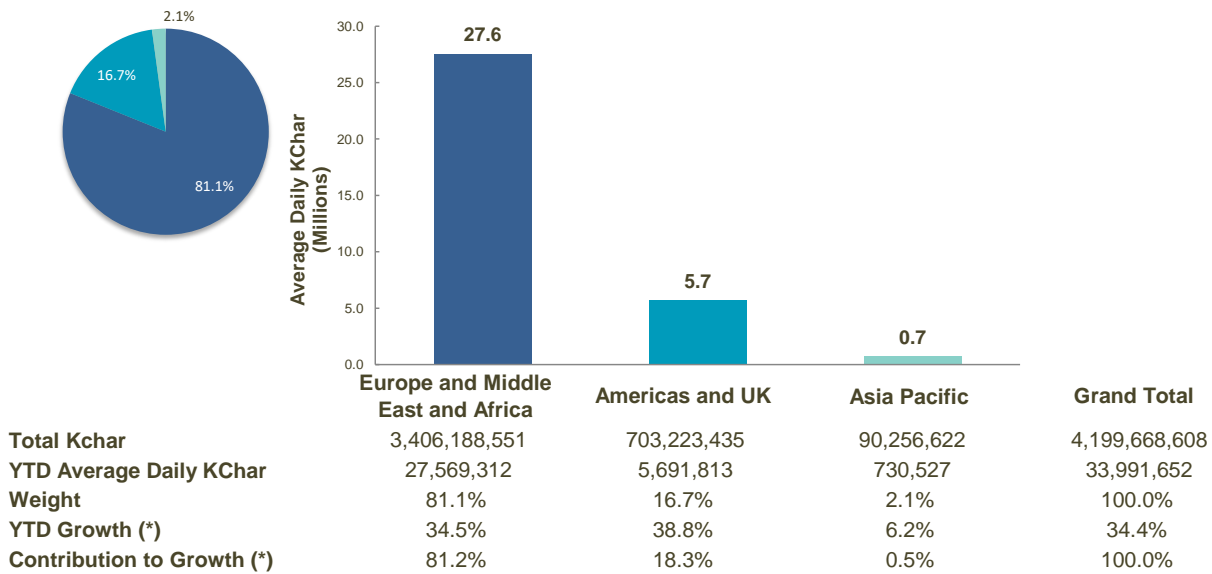
	Europe, Middle East & Africa	Americas and UK	Asia Pacific	Grand Total
Total Messages	2,286,805,109	2,196,367,118	725,712,580	5,208,884,807
YTD Average Daily Messages	18,509,147	17,777,152	5,873,837	42,160,136
Weight	43.9%	42.2%	13.9%	100.0%
YTD Growth (*)	10.4%	11.6%	12.7%	11.2%
Contribution to Growth (*)	40.9%	43.5%	15.6%	100.0%

(*) Growth adjusted to business days (123.55 in 2021 vs 124.05 in 2020)

SWIFTNet InterAct



SWIFTNet FileAct



(*) Growth adjusted to business days (123.55 in 2021 vs 124.05 in 2020)

