




## SWIFT IN FIGURES

July 2021 YTD



## Key Highlights July 2021 YTD

### SWIFTNet FIN

**6,085,078,957**

Total FIN Messages (July 2021 YTD)

**46,325,278**

FIN Messages Peak Day on 26 February 2021

**41,836,225**

Average FIN Messages (July 2021 YTD)

**40,008,865**

Average FIN Messages (July 2021)

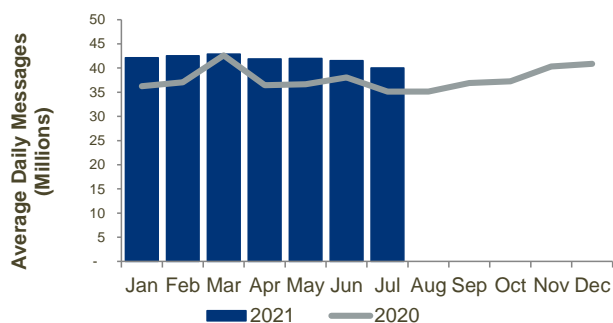
**11.6%**

FIN Growth (July 2021 YTD)

#### SWIFTNET FIN Customer Base July 2021

Live countries	> 200
Live members	2,450
Live sub-members	3,135
Live participants	6,072
<b>Total live users</b>	<b>11,657</b>

SWIFTNet FIN Traffic by Month



### SWIFTNet InterAct

**1,202,177,320**

Total InterAct Messages (July 2021 YTD)

**8,265,227**

Average InterAct Messages (July 2021 YTD)

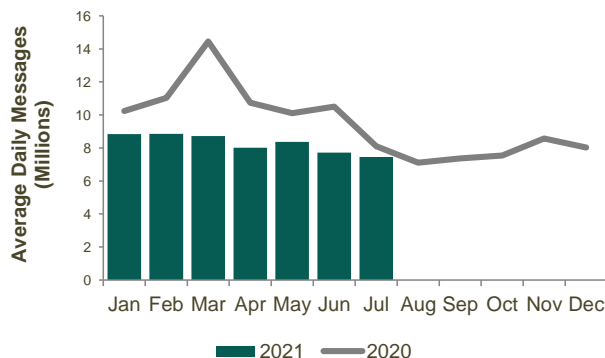
**7,461,033**

Average InterAct Messages (July 2021)

**-23.0%**

InterAct Growth (July 2021 YTD)

SWIFTNet InterAct Traffic by Month



### SWIFTNet FileAct

**4,911,064,961**

Total FileAct Kchar (July 2021 YTD)

**33,764,627**

Average FileAct KChar (July 2021 YTD)

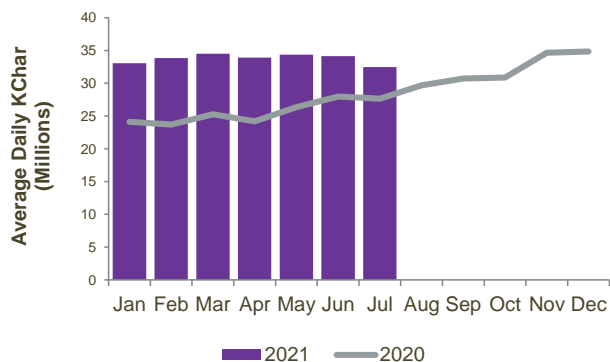
**32,483,850**

Average FileAct KChar (July 2021)

**31.6%**

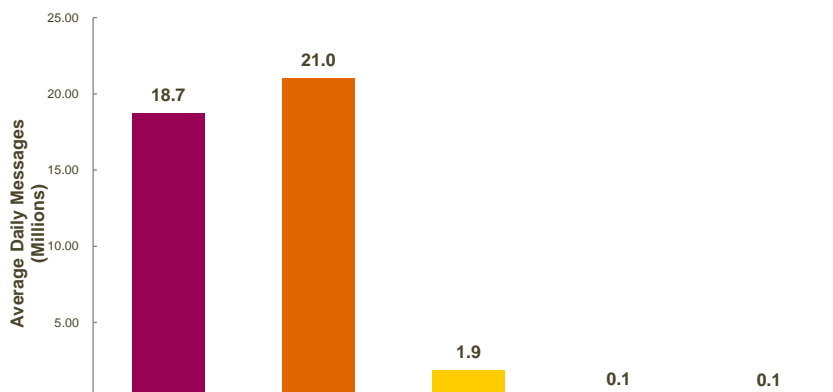
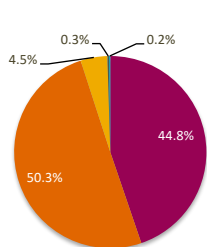
FileAct Growth (July 2021 YTD)

SWIFTNet FileAct Traffic by Month



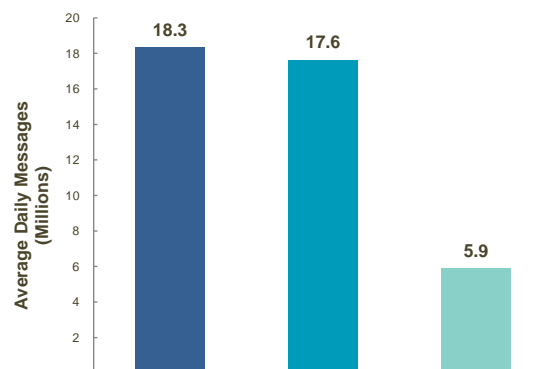
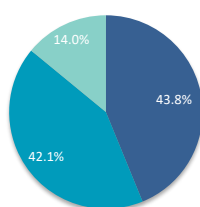
**SWIFTNet FIN**

**Distribution by Market**



	Payments	Securities	Treasury	Trade	System	Grand Total
<b>Total Messages</b>	2,723,637,177	3,057,866,254	274,313,173	17,672,844	11,589,509	6,085,078,957
<b>YTD Average Daily Messages</b>	18,725,591	21,023,487	1,885,962	121,505	79,680	41,836,225
<b>Weight</b>	44.8%	50.3%	4.5%	0.3%	0.2%	100.0%
<b>YTD Growth (*)</b>	12.2%	12.0%	3.4%	6.4%	9.0%	11.6%
<b>Contribution to Growth (*)</b>	46.7%	51.6%	1.4%	0.2%	0.2%	100.0%

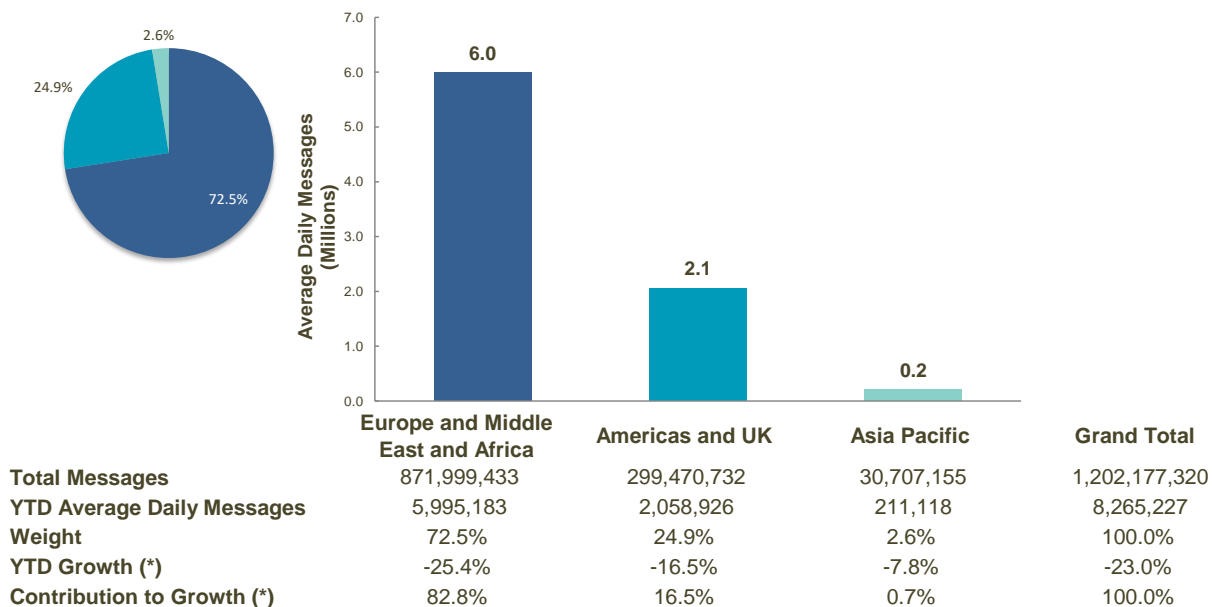
**Distribution by Region**



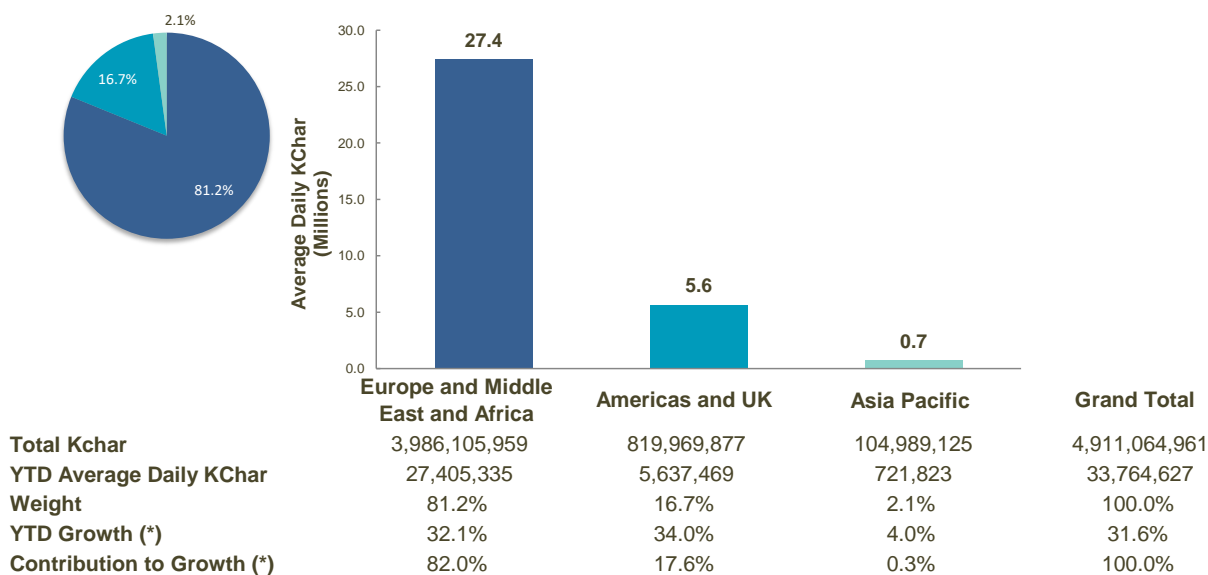
	Europe, Middle East & Africa	Americas and UK	Asia Pacific	Grand Total
<b>Total Messages</b>	2,665,891,868	2,564,276,956	854,910,133	6,085,078,957
<b>YTD Average Daily Messages</b>	18,328,579	17,629,955	5,877,691	41,836,225
<b>Weight</b>	43.8%	42.1%	14.0%	100.0%
<b>YTD Growth (*)</b>	10.7%	12.1%	13.2%	11.6%
<b>Contribution to Growth (*)</b>	40.7%	43.6%	15.7%	100.0%

(\*) Growth adjusted to business days (145.45 in 2021 vs 146.75 in 2020)

**SWIFTNet InterAct**



**SWIFTNet FileAct**



(\*) Growth adjusted to business days (145.45 in 2021 vs 146.75 in 2020)

