




## **SWIFT IN FIGURES**

September 2021 YTD



**Key Highlights**  
September 2021 YTD

**SWIFTNet FIN**

**7,831,882,982**

Total FIN Messages (September 2021 YTD)

**46,325,278**

FIN Messages Peak Day on 26 February 2021

**41,460,471**

Average FIN Messages (September 2021 YTD)

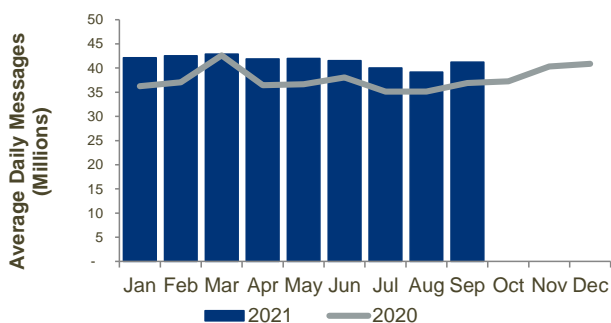
**41,236,979**

Average FIN Messages (September 2021)

**11.6%**

FIN Growth (September 2021 YTD)

SWIFTNet FIN Traffic by Month



**SWIFTNET FIN Customer Base September 2021**

Live countries	> 200
Live members	2,437
Live sub-members	3,112
Live participants	6,101
<b>Total live users</b>	<b>11,650</b>

**SWIFTNet InterAct**

**1,529,210,802**

Total InterAct Messages (September 2021 YTD)

**8,095,346**

Average InterAct Messages (September 2021 YTD)

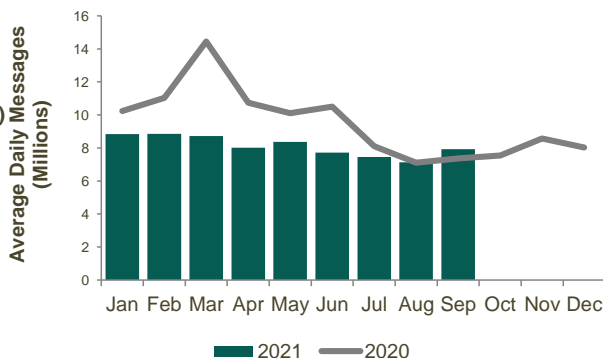
**7,923,345**

Average InterAct Messages (September 2021)

**-18.6%**

InterAct Growth (September 2021 YTD)

SWIFTNet InterAct Traffic by Month



**SWIFTNet FileAct**

**6,332,985,707**

Total FileAct Kchar (September 2021 YTD)

**33,525,599**

Average FileAct KChar (September 2021 YTD)

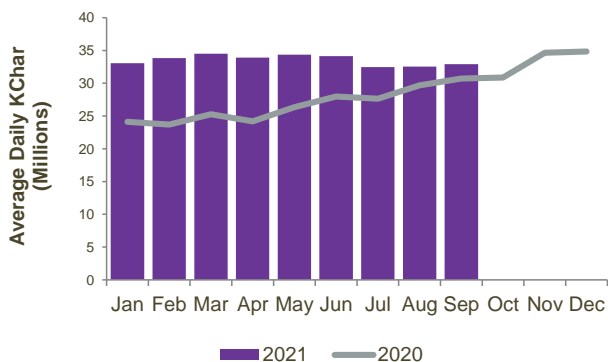
**32,907,772**

Average FileAct KChar (September 2021)

**25.7%**

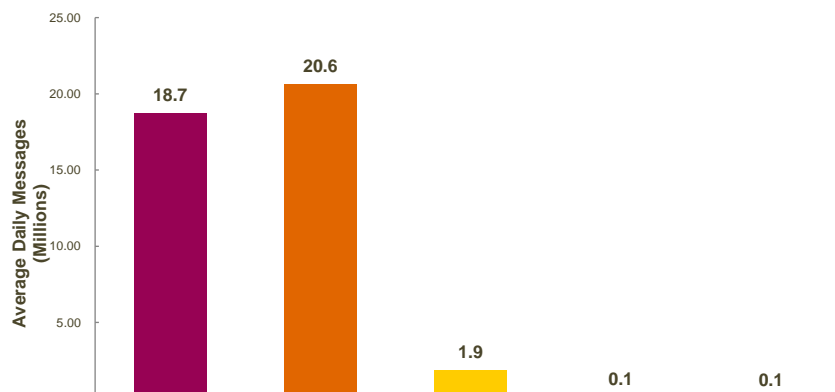
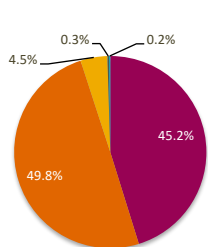
FileAct Growth (September 2021 YTD)

SWIFTNet FileAct Traffic by Month



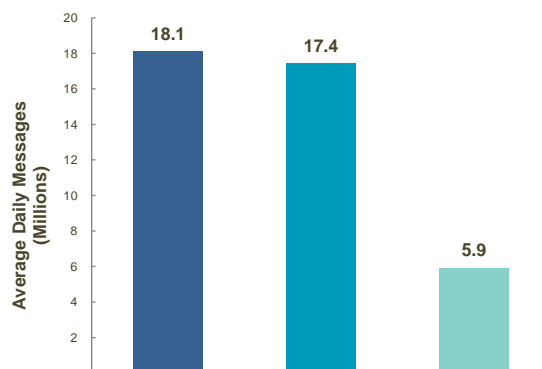
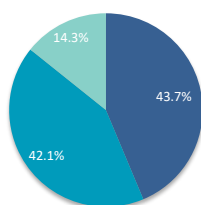
## SWIFTNet FIN

### Distribution by Market



	Payments	Securities	Treasury	Trade	System	Grand Total
<b>Total Messages</b>	3,539,492,614	3,900,758,433	353,795,237	22,779,249	15,057,449	7,831,882,982
<b>YTD Average Daily Messages</b>	18,737,388	20,649,859	1,872,923	120,589	79,711	41,460,471
<b>Weight</b>	45.2%	49.8%	4.5%	0.3%	0.2%	100.0%
<b>YTD Growth (*)</b>	12.0%	12.0%	4.1%	5.5%	9.0%	11.6%
<b>Contribution to Growth (*)</b>	46.6%	51.4%	1.7%	0.1%	0.2%	100.0%

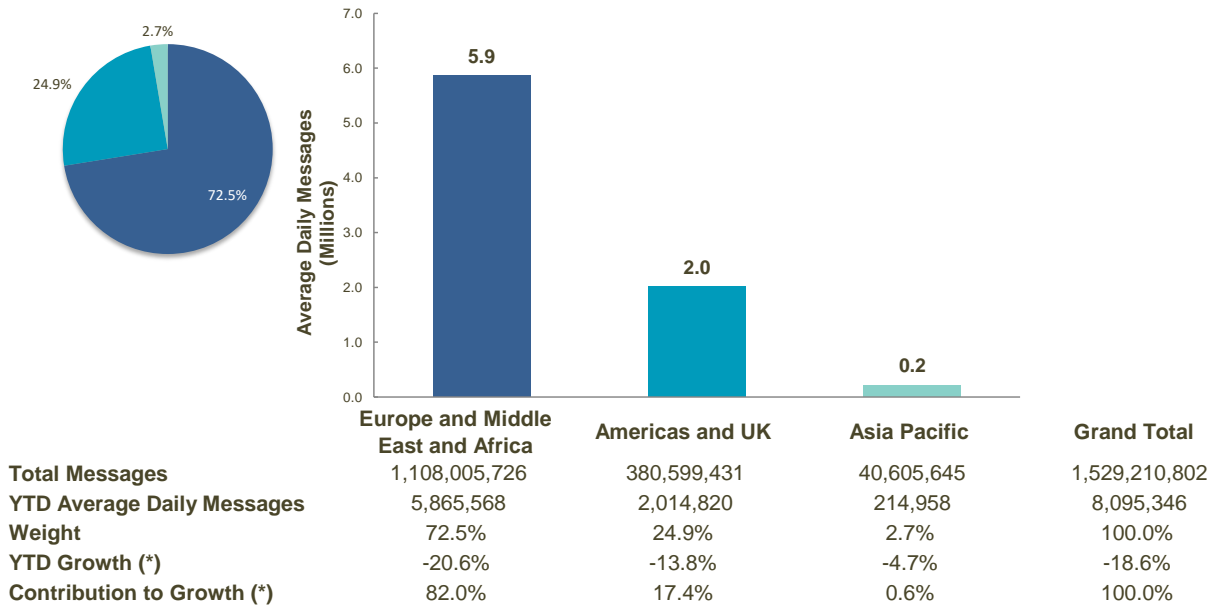
### Distribution by Region



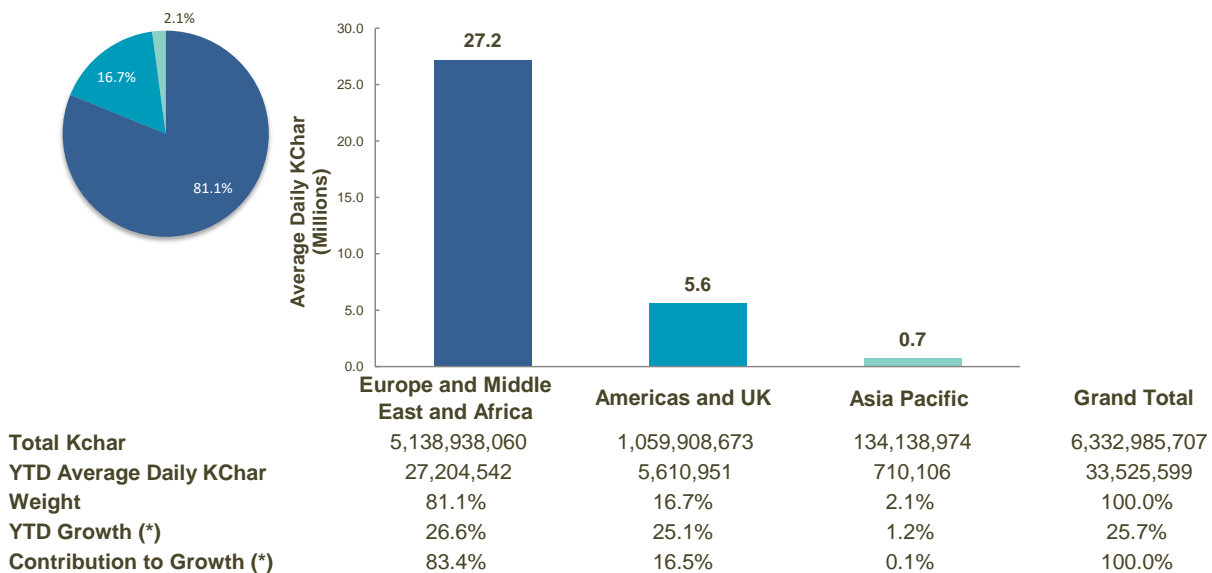
	Europe, Middle East & Africa	Americas and UK	Asia Pacific	Grand Total
<b>Total Messages</b>	3,420,884,229	3,294,297,183	1,116,701,570	7,831,882,982
<b>YTD Average Daily Messages</b>	18,109,498	17,439,371	5,911,602	41,460,471
<b>Weight</b>	43.7%	42.1%	14.3%	100.0%
<b>YTD Growth (*)</b>	11.0%	11.7%	12.9%	11.6%
<b>Contribution to Growth (*)</b>	41.9%	42.5%	15.6%	100.0%

(\*) Growth adjusted to business days (188.9 in 2021 vs 189.35 in 2020)

**SWIFTNet InterAct**



**SWIFTNet FileAct**



(\*) Growth adjusted to business days (188.9 in 2021 vs 189.35 in 2020)

