




## **SWIFT IN FIGURES**

December 2021 YTD



**Key Highlights**  
December 2021 YTD

**SWIFTNet FIN**

**10,593,717,275**

Total FIN Messages (December 2021 YTD)

**50,278,122**

FIN Messages Peak Day on 30 November 2021

**42,030,221**

Average FIN Messages (December 2021 YTD)

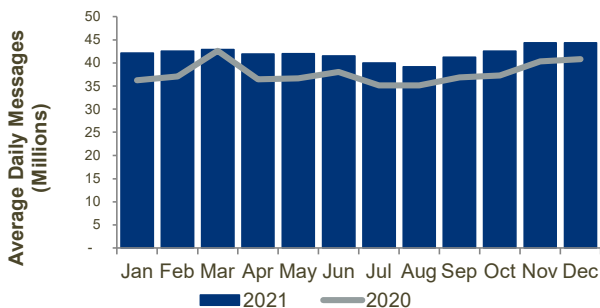
**44,283,852**

Average FIN Messages (December 2021)

**11.4%**

FIN Growth (December 2021 YTD)

**SWIFTNet FIN Traffic by Month**



**SWIFTNET FIN Customer Base December 2021**

Live countries	> 200
Live members	2,421
Live sub-members	3,087
Live participants	6,134
Total live users	11,642

**SWIFTNet InterAct**

**1,977,527,479**

Total InterAct Messages (December 2021 YTD)

**7,845,775**

Average InterAct Messages (December 2021 YTD)

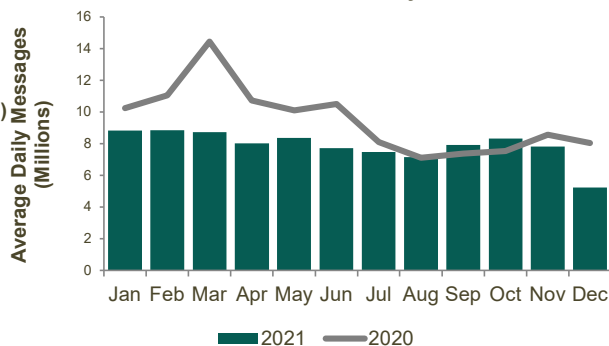
**5,219,393**

Average InterAct Messages (December 2021)

**-17.1%**

InterAct Growth (December 2021 YTD)

**SWIFTNet InterAct Traffic by Month**



**SWIFTNet FileAct**

**8,651,072,564**

Total FileAct KChar (December 2021 YTD)

**34,322,843**

Average FileAct KChar (December 2021 YTD)

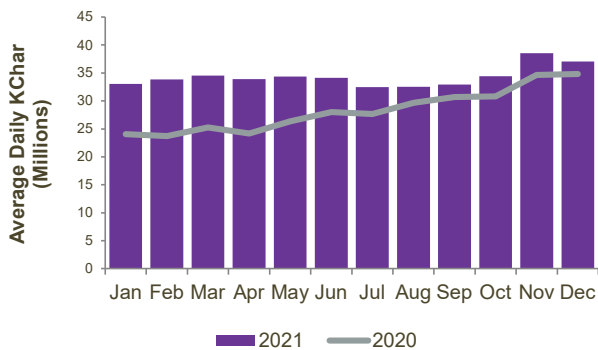
**37,056,154**

Average FileAct KChar (December 2021)

**21.0%**

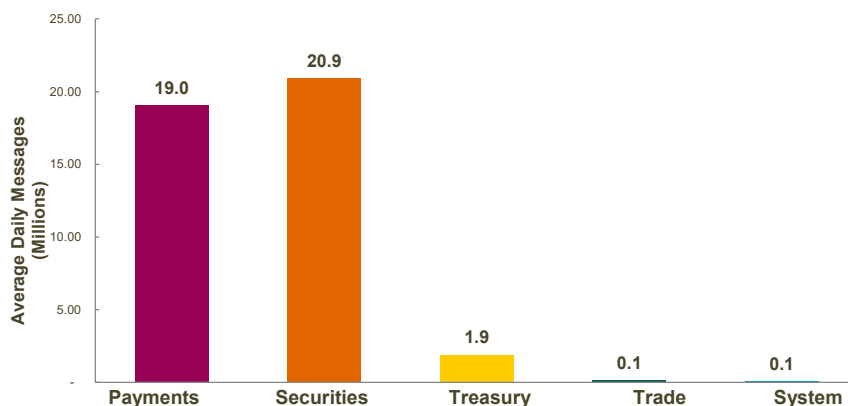
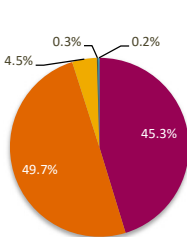
FileAct Growth (December 2021 YTD)

**SWIFTNet FileAct Traffic by Month**



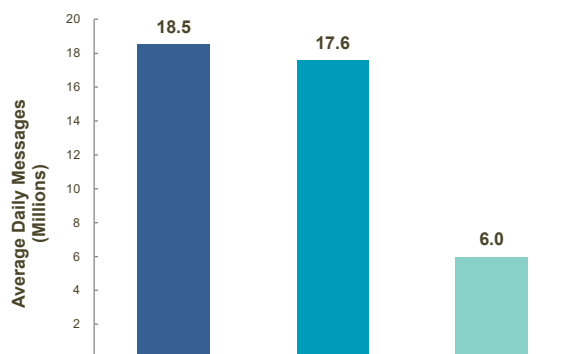
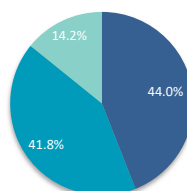
**SWIFTNet FIN**

**Distribution by Market**



	Payments	Securities	Treasury	Trade	System	Grand Total
<b>Total Messages</b>	4,799,483,071	5,269,185,311	473,518,245	30,922,772	20,607,876	10,593,717,275
<b>YTD Average Daily Messages</b>	19,041,790	20,905,318	1,878,668	122,685	81,761	42,030,221
<b>Weight</b>	45.3%	49.7%	4.5%	0.3%	0.2%	100.0%
<b>YTD Growth (*)</b>	11.5%	12.1%	4.4%	4.9%	3.9%	11.4%
<b>Contribution to Growth (*)</b>	45.6%	52.4%	1.8%	0.1%	0.1%	100.0%

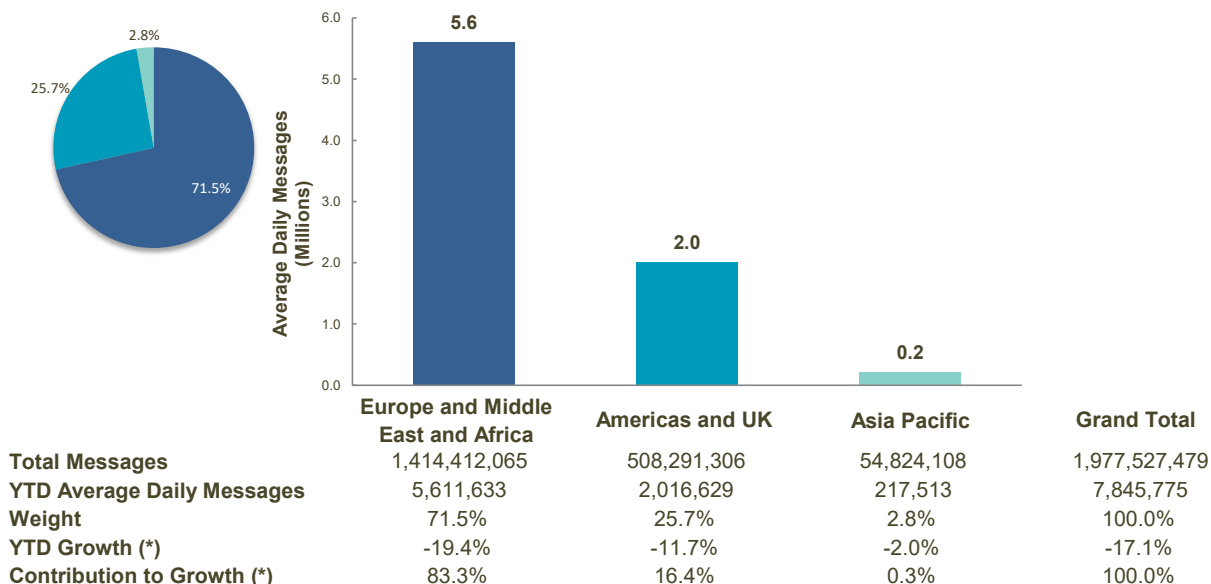
**Distribution by Region**



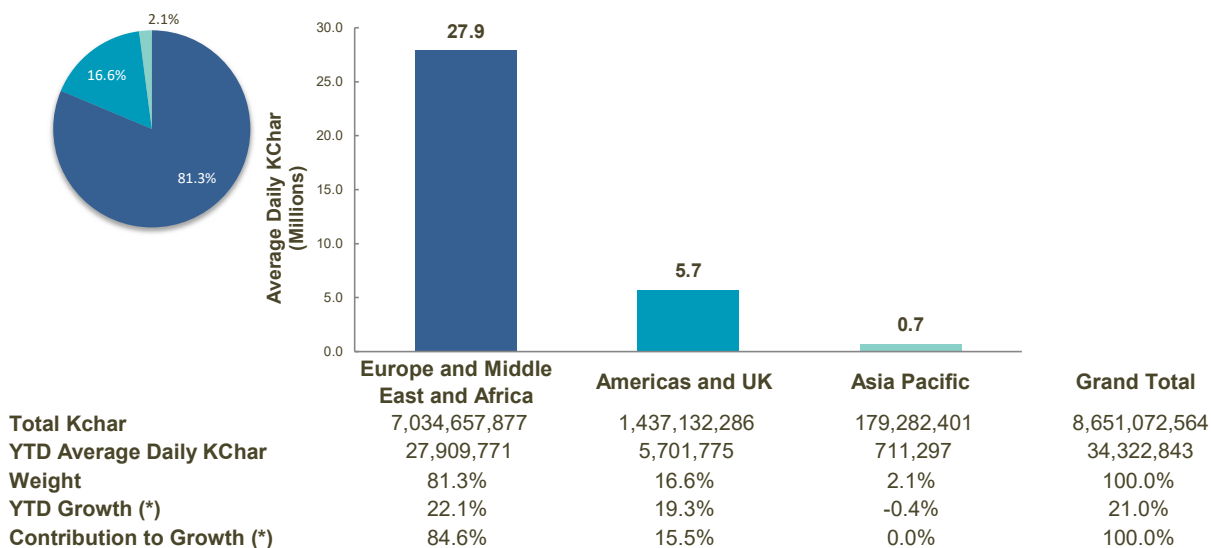
	Europe, Middle East & Africa	Americas and UK	Asia Pacific	Grand Total
<b>Total Messages</b>	4,664,691,297	4,425,712,187	1,503,313,791	10,593,717,275
<b>YTD Average Daily Messages</b>	18,507,008	17,558,866	5,964,348	42,030,221
<b>Weight</b>	44.0%	41.8%	14.2%	100.0%
<b>YTD Growth (*)</b>	11.8%	10.6%	12.5%	11.4%
<b>Contribution to Growth (*)</b>	45.5%	39.1%	15.4%	100.0%

(\*) Growth adjusted to business days (252.05 in 2021 vs 252.5 in 2020)

### SWIFTNet InterAct



### SWIFTNet FileAct



(\*) Growth adjusted to business days (252.05 in 2021 vs 252.5 in 2020)

