




SWIFT IN FIGURES

April 2022 YTD



Key Highlights

April 2022 YTD

SWIFTNet FIN

3,750,136,980

Total FIN Messages (April 2022 YTD)

50,278,122

FIN Messages Peak Day on 30 November 2021

46,155,532

Average FIN Messages (April 2022 YTD)

46,009,013

Average FIN Messages (April 2022)

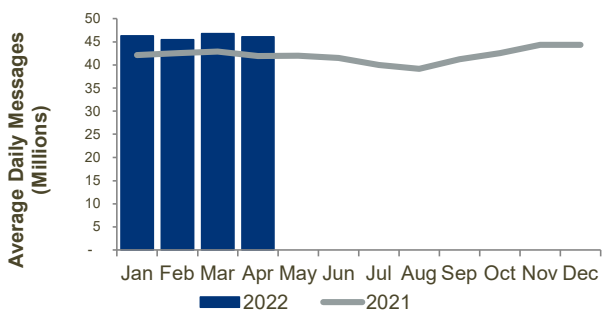
8.9%

FIN Growth (April 2022 YTD)

SWIFTNET FIN Customer Base April 2022

Live countries	> 200
Live members	2,389
Live sub-members	3,055
Live participants	6,207
Total live users	11,651

SWIFTNet FIN Traffic by Month



SWIFTNet InterAct

480,927,534

Total InterAct Messages (April 2022 YTD)

5,919,108

Average InterAct Messages (April 2022 YTD)

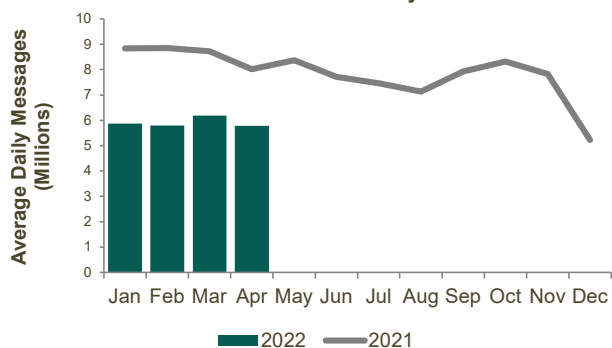
5,772,629

Average InterAct Messages (April 2022)

-31.2%

InterAct Growth (April 2022 YTD)

SWIFTNet InterAct Traffic by Month



SWIFTNet FileAct

3,186,728,678

Total FileAct KChar (April 2022 YTD)

39,221,276

Average FileAct KChar (April 2022 YTD)

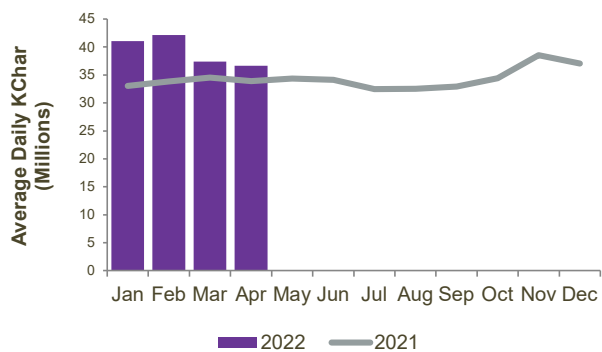
36,667,523

Average FileAct KChar (April 2022)

15.8%

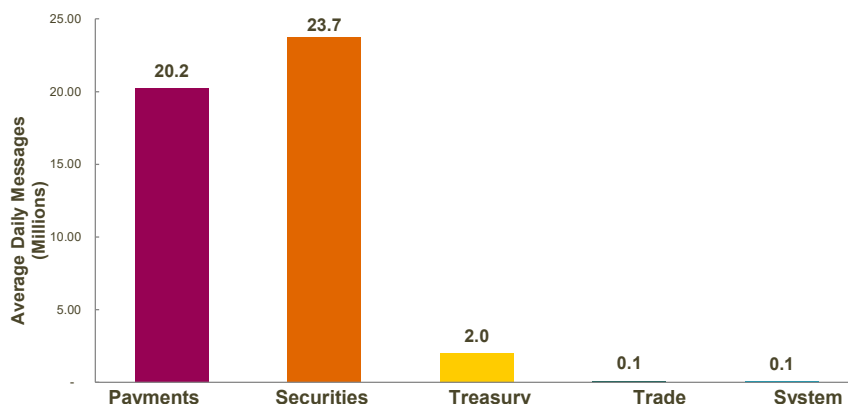
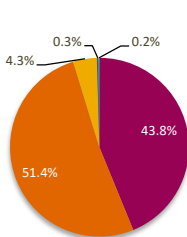
FileAct Growth (April 2022 YTD)

SWIFTNet FileAct Traffic by Month



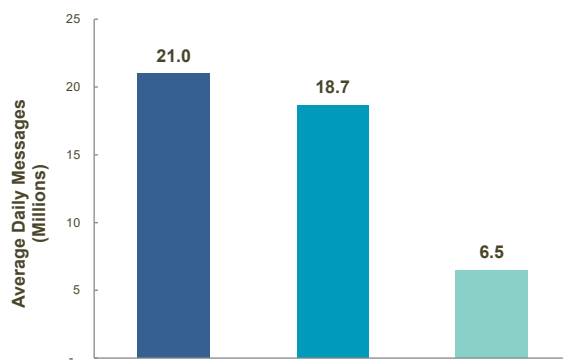
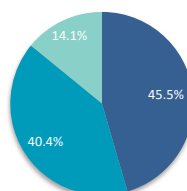
SWIFTNet FIN

Distribution by Market



	Payments	Securities	Treasury	Trade	System	Grand Total
Total Messages	1,643,218,251	1,928,063,355	162,205,713	9,777,842	6,871,819	3,750,136,980
YTD Average Daily Messages	20,224,225	23,730,011	1,996,378	120,343	84,576	46,155,532
Weight	43.8%	51.4%	4.3%	0.3%	0.2%	100.0%
YTD Growth (*)	8.5%	9.9%	2.8%	-2.7%	7.2%	8.9%
Contribution to Growth (*)	41.8%	56.7%	1.5%	-0.1%	0.2%	100.0%

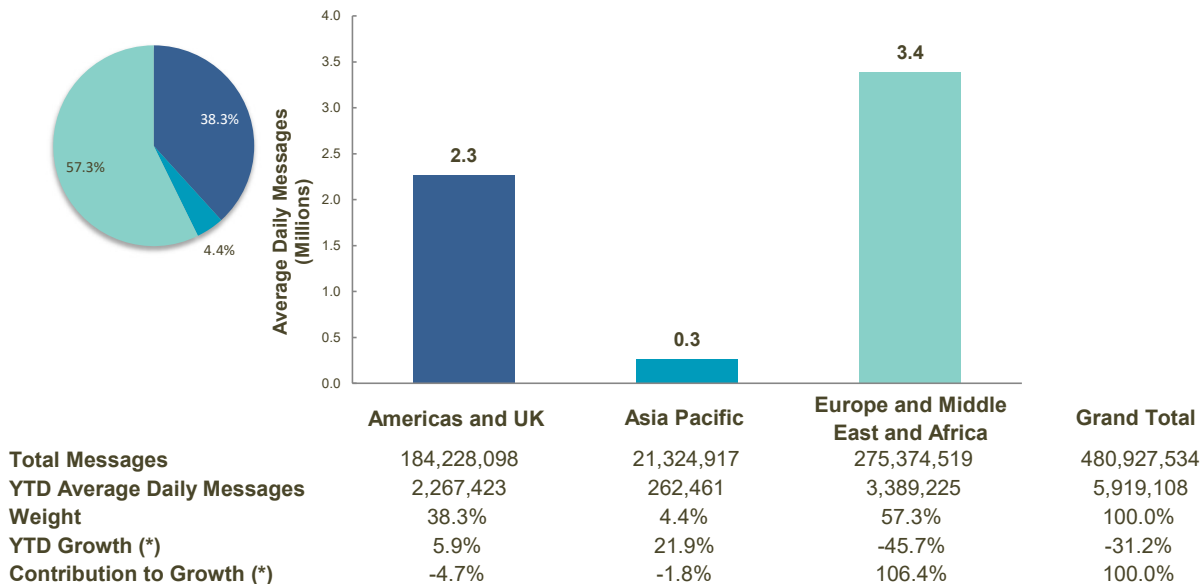
Distribution by Region



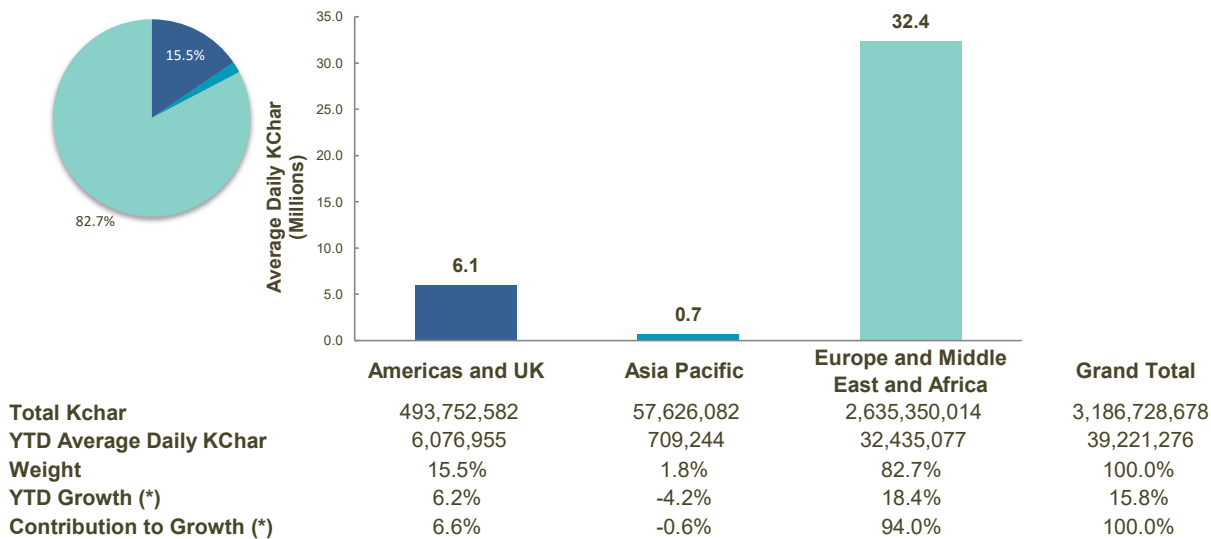
	Europe, Middle East & Africa	Americas and UK	Asia Pacific	Grand Total
Total Messages	1,706,073,416	1,516,261,402	527,802,162	3,750,136,980
YTD Average Daily Messages	20,997,827	18,661,679	6,496,027	46,155,532
Weight	45.5%	40.4%	14.1%	100.0%
YTD Growth (*)	12.7%	4.2%	11.3%	8.9%
Contribution to Growth (*)	62.8%	19.8%	17.4%	100.0%

(*) Growth adjusted to business days (81.25 in 2022 vs 81.75 in 2021)

SWIFTNet InterAct



SWIFTNet FileAct



(*) Growth adjusted to business days (81.25 in 2022 vs 81.75 in 2021)

