




SWIFT IN FIGURES

August 2022 YTD



Key Highlights August 2022 YTD

SWIFTNet FIN

7,496,927,552

Total FIN Messages (August 2022 YTD)

50,278,122

FIN Messages Peak Day on 30 November 2021

44,838,083

Average FIN Messages (August 2022 YTD)

41,603,433

Average FIN Messages (August 2022)

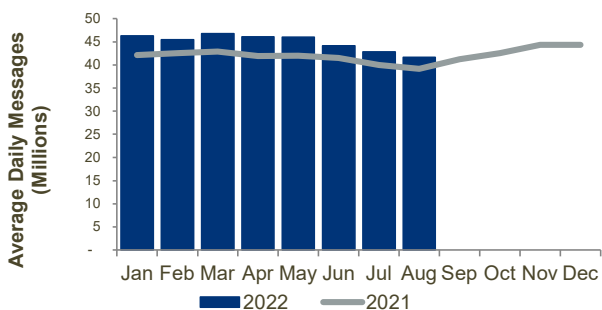
8.1%

FIN Growth (August 2022 YTD)

SWIFTNET FIN Customer Base August 2022

Live countries	> 200
Live members	2,374
Live sub-members	3,021
Live participants	6,279
Total live users	11,674

SWIFTNet FIN Traffic by Month



SWIFTNet InterAct

992,380,090

Total InterAct Messages (August 2022 YTD)

5,935,288

Average InterAct Messages (August 2022 YTD)

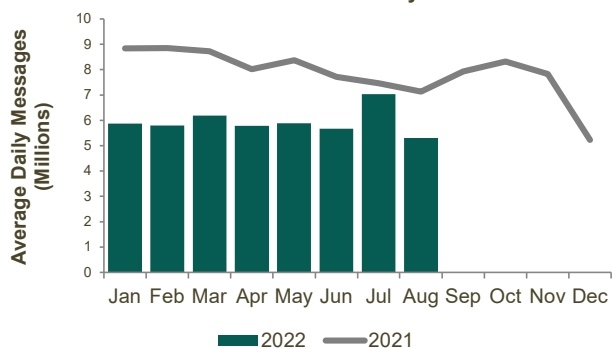
5,299,667

Average InterAct Messages (August 2022)

-26.9%

InterAct Growth (August 2022 YTD)

SWIFTNet InterAct Traffic by Month



SWIFTNet FileAct

6,518,879,066

Total FileAct KChar (August 2022 YTD)

38,988,511

Average FileAct KChar (August 2022 YTD)

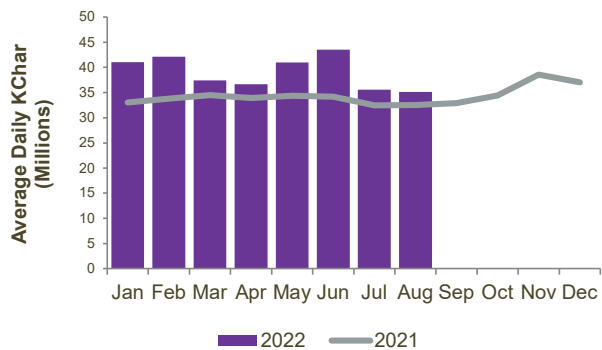
35,146,840

Average FileAct KChar (August 2022)

16.0%

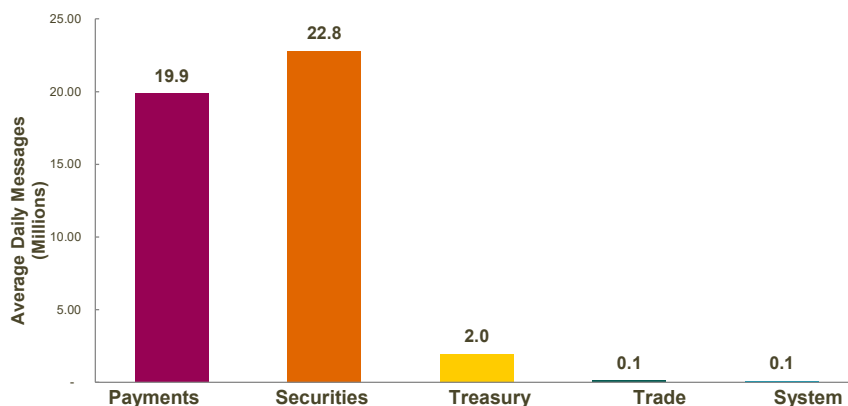
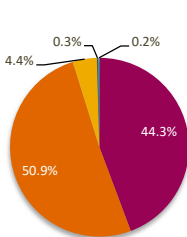
FileAct Growth (August 2022 YTD)

SWIFTNet FileAct Traffic by Month



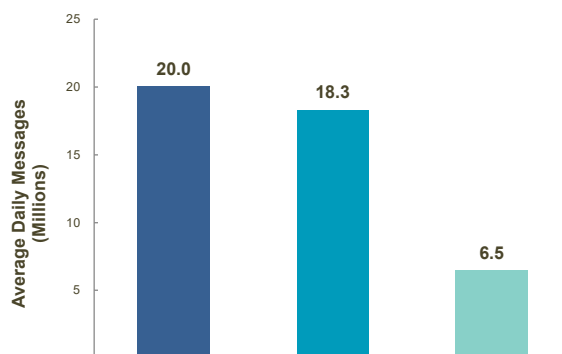
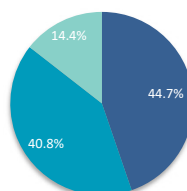
SWIFTNet FIN

Distribution by Market



	Payments	Securities	Treasury	Trade	System	Grand Total
Total Messages	3,320,336,969	3,814,091,456	326,773,195	21,390,925	14,335,007	7,496,927,552
YTD Average Daily Messages	19,858,475	22,811,552	1,954,385	127,936	85,736	44,838,083
Weight	44.3%	50.9%	4.4%	0.3%	0.2%	100.0%
YTD Growth (*)	6.1%	10.2%	4.2%	6.2%	7.7%	8.1%
Contribution to Growth (*)	34.3%	62.9%	2.4%	0.2%	0.2%	100.0%

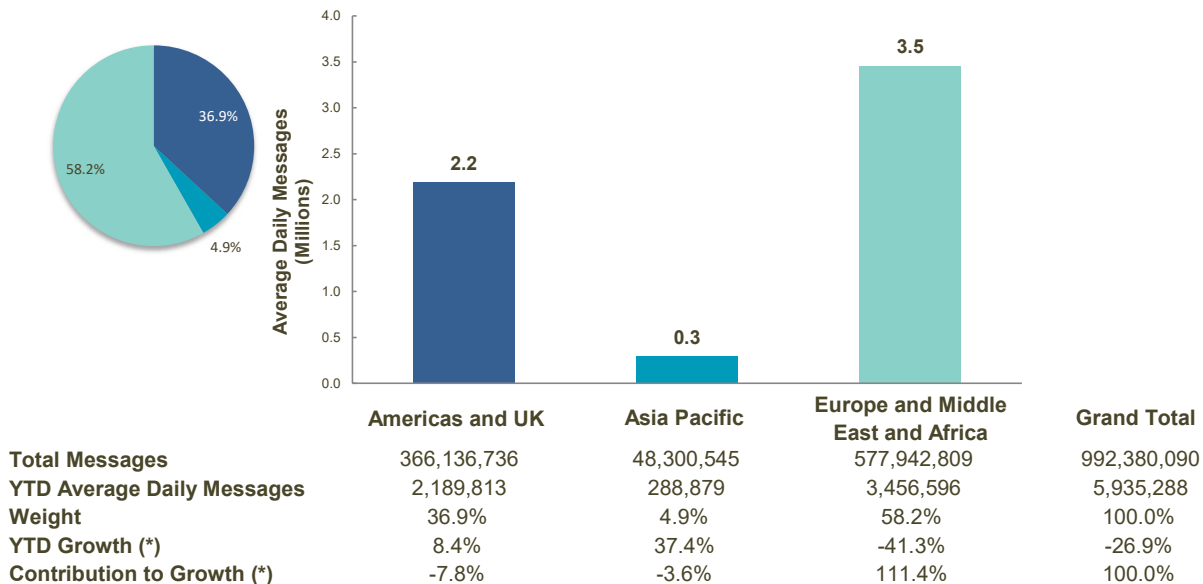
Distribution by Region



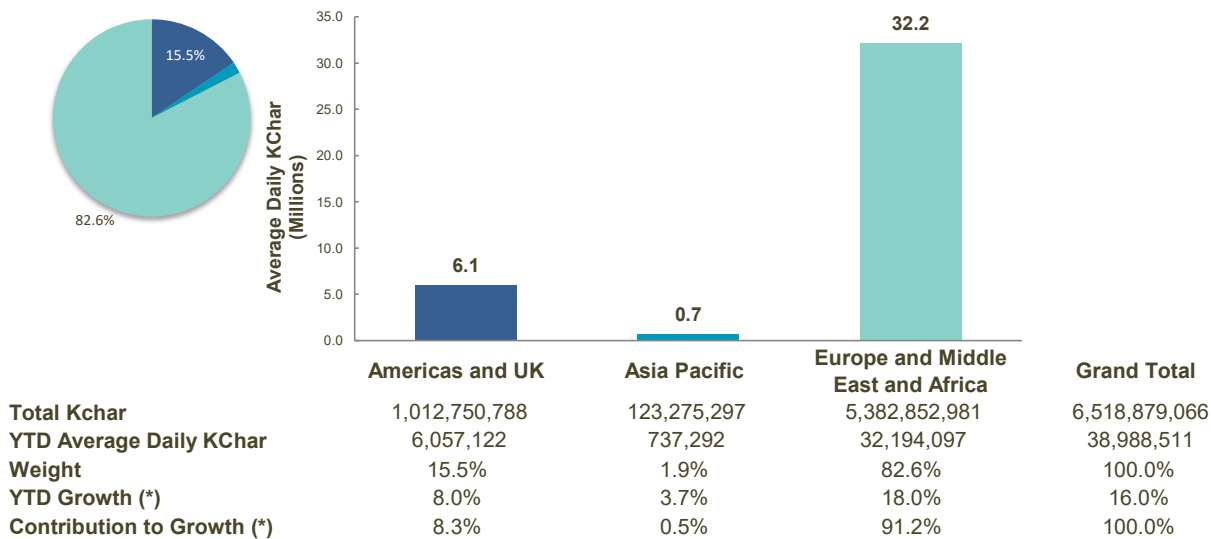
	Europe, Middle East & Africa	Americas and UK	Asia Pacific	Grand Total
Total Messages	3,352,219,165	3,062,273,220	1,082,435,167	7,496,927,552
YTD Average Daily Messages	20,049,158	18,315,031	6,473,895	44,838,083
Weight	44.7%	40.8%	14.4%	100.0%
YTD Growth (*)	10.8%	4.8%	9.4%	8.1%
Contribution to Growth (*)	58.1%	25.2%	16.6%	100.0%

(*) Growth adjusted to business days (167.2 in 2022 vs 167.25 in 2021)

SWIFTNet InterAct



SWIFTNet FileAct



(*) Growth adjusted to business days (167.2 in 2022 vs 167.25 in 2021)

