

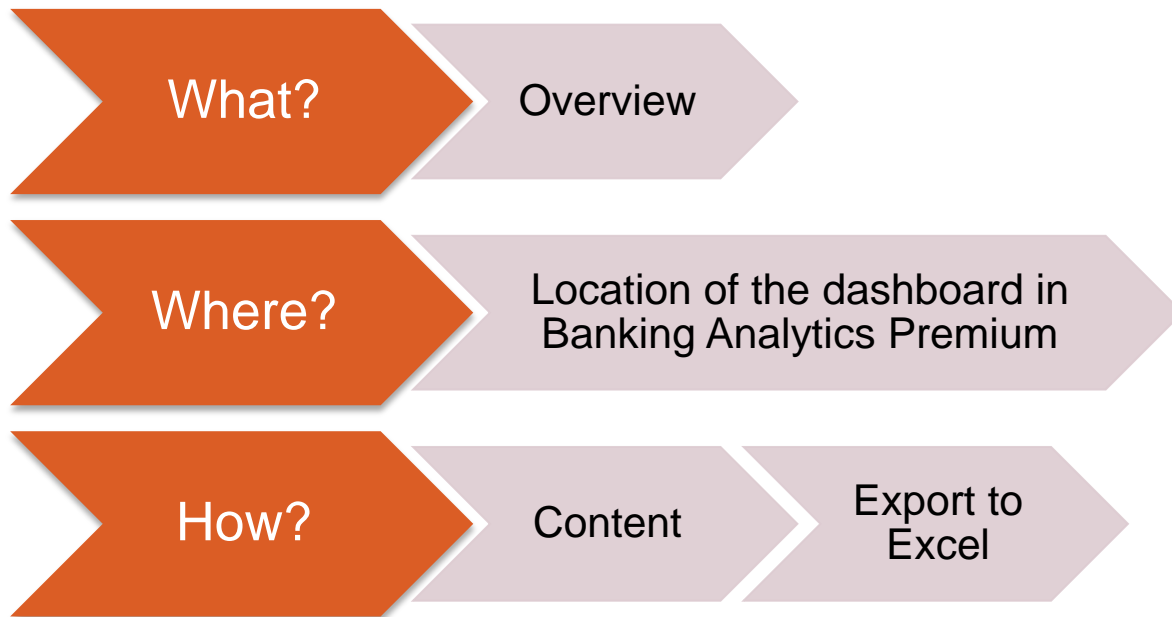


Banking Analytics Premium Dashboard User Guides Ranking Dashboards

Business Intelligence solutions, Watch team

June 2017

Ranking Dashboards



What?

Ranking Dashboards

Ranking per country, per market and per message type

This ranking dashboard allows you to evaluate your entities' position on 3 levels:


- Per country
- Per country and market
- Per country and message type

Ranking and activity shares dashboard, including evolution

These ranking dashboard allows you to evaluate your entities position on multiple levels:

- **Ranking per country:** further by country per market, per country per message type and per country per currency including your related activity shares
- **Global Rankings:** per geo-region, per market and per message type, including your related activity shares.

Location of the dashboards


Watch Analytics

[Shared folder](#)
[Documentation](#)
[About us](#)
[Contact Us](#)

Data playground (Wizards)

Customize and query data according to your requirements

Traffic Analytics

- > FIN Traffic
- > FileAct Traffic
- > InterAct Traffic

Banking Analytics

- > FIN Value
- > FIN FX Value

Banking Analytics Premium

- > Payments
- > Trade Finance
- > Treasury
- > Rankings

Payments

Focus on MT103s and MT202s allowing you to analyse and benchmark your payment traffic.

[Launch](#)

Trade Finance

Focus on MT700s and MT400s allowing you to analyse and benchmark your trade finance traffic.

[Launch](#)

Rankings

This dashboard looks at your rankings on SWIFT, per market, and per message type.


[Launch](#)

Data visualisation


Pre-defined visual dashboards

Quick links

- > [Go back to folder view](#)
- > [Billing Analytics](#)
- > [Message Cost Analytics](#)


Watch Analytics

Ranking dashboards



Ranking per country, per market and per message type

[Launch](#)

Ranking and activity shares dashboard including evolution

[Launch](#)

Quick links

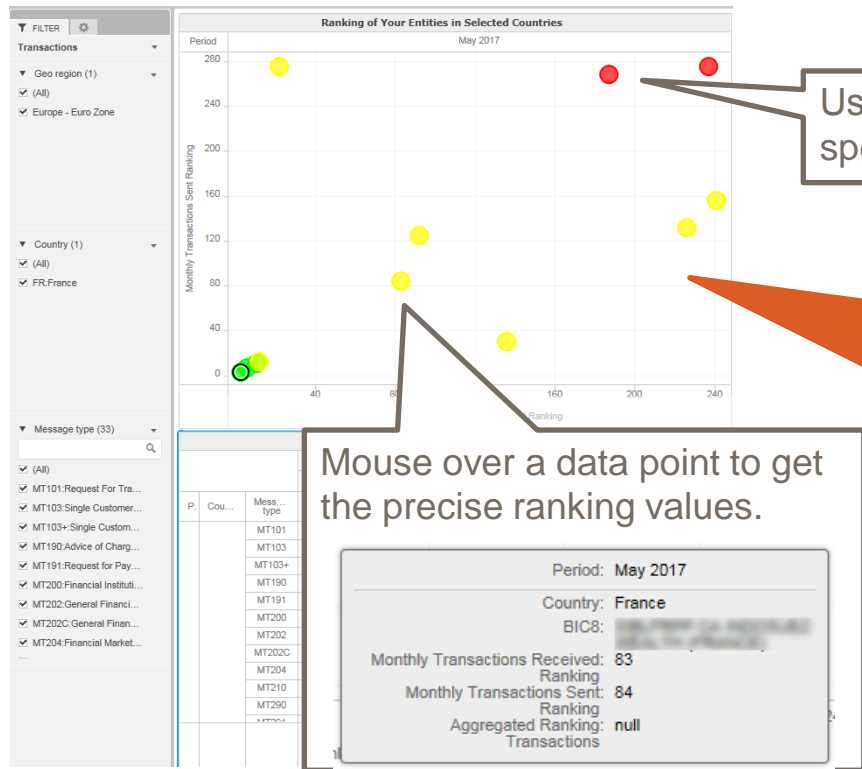
- > [Watch Analytics homepage](#)
- > [Payments dashboards](#)
- > [Trade Finance dashboards](#)

Ranking per country, per market and per message type



Ranking per Country

An overview of entities' position in selected countries



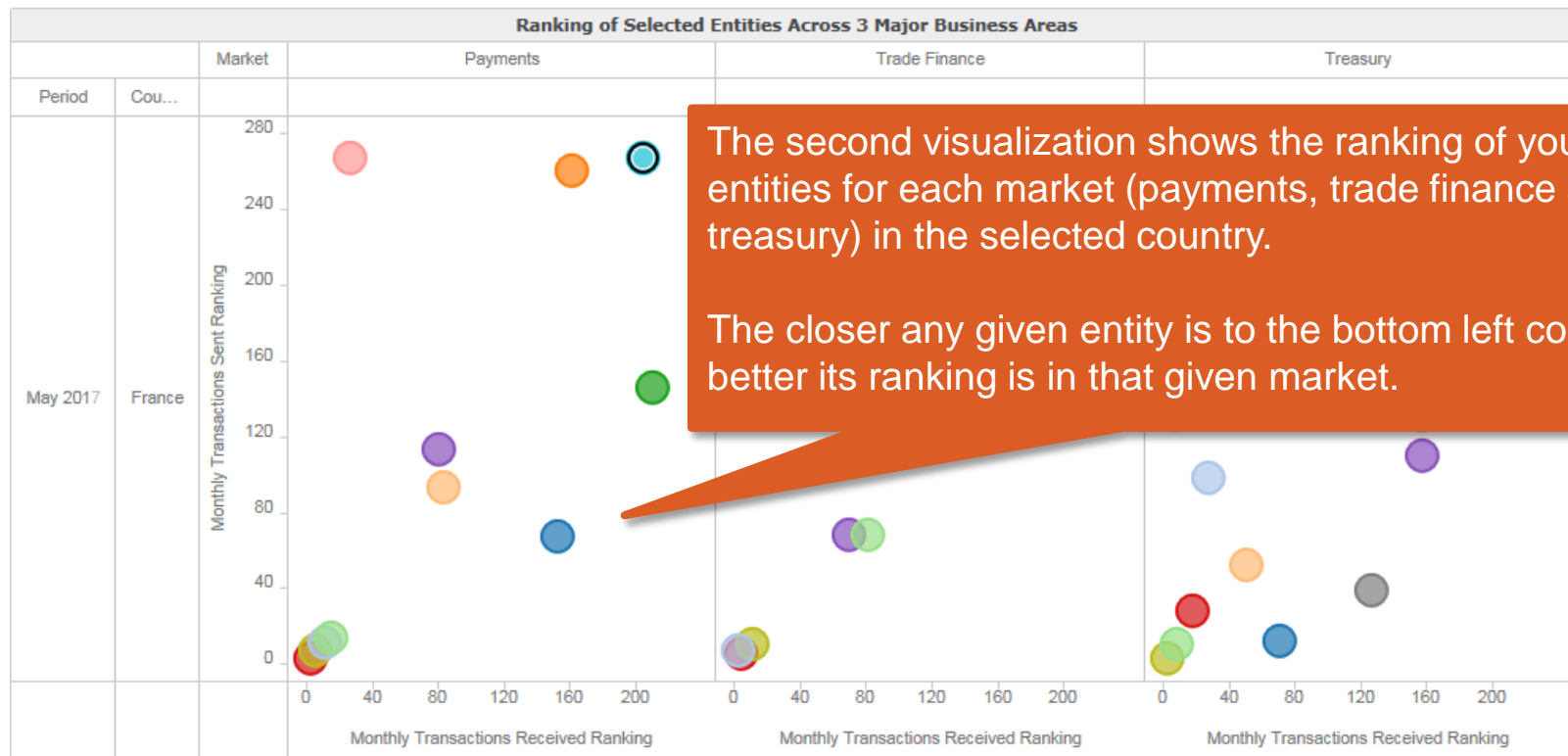
Use "Ctrl" + Mouse Click to select specific entities for comparison

The upper-left graph will show the rankings of all your entities in the selected countries for the last month.

The closer a given entity is to the bottom left corner the better its overall ranking (being sent plus received) compared to other entities present on the graph.

Ranking per market per country

An overview of entities' position per market

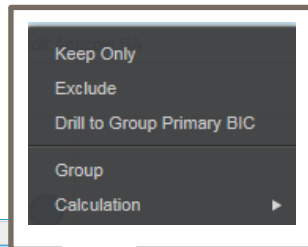
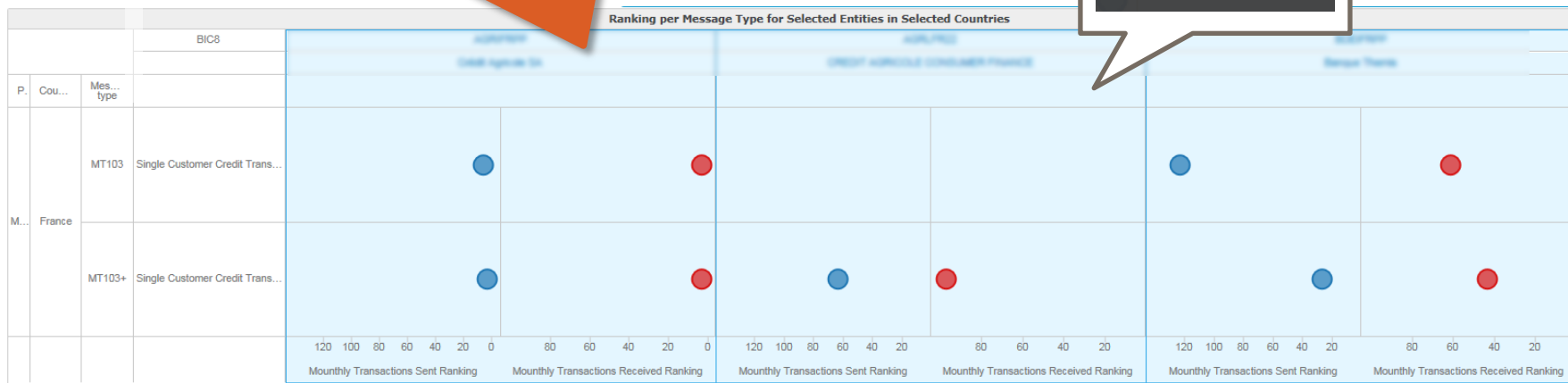


Ranking per message type per country

An overview of entities' position per message type

The last visualization shows the ranking of your entities for each message type in the selected country. The closer the ticker is to the right corner the higher the ranking.

Select specific entities to compare by right clicking and selecting "Keep Only"



Ranking and activity shares dashboard, including evolution

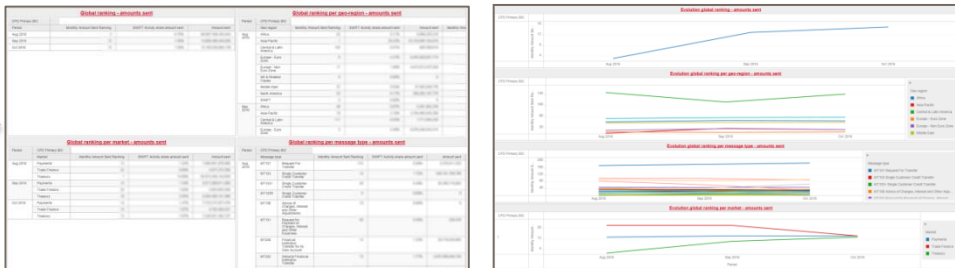


Ranking and activity shares dashboard, including evolution

4 tabs: Global rankings and Rankings per country (sent and received)

4 panels in each tab: Amounts and volumes (monthly + evolution)

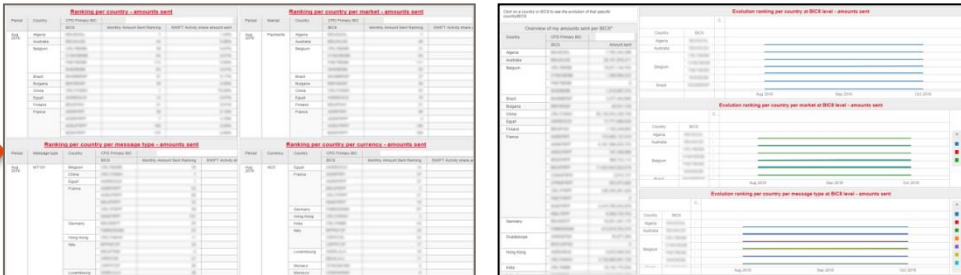
Global rankings sent/received



These tabs give an overview of your **global rankings** per geo-region, per market and per message type, including your related **activity shares**.

The data is available in 2 formats: a **grid** and a **line chart** showing the evolution.

Rankings per country sent/received



These tabs give an overview of your **rankings per country**, per country per market, per country per message type and per country per currency including your related **activity shares**.

The data is available in 2 formats: a **grid** and a **line chart** showing the evolution.

Content of the dashboard

Global rankings (sent and received) – ranking and activity shares information (panel 1 and 3)

FILTER

Global rankings sent

Period (3)

(All)

Oct 2016

Sep 2016

Aug 2016

CPD Primary BIC (2)

Geo region (9)

(All)

Africa

Asia-Pacific

Central & Latin America

Europe - Euro Zone

Europe - Non Euro Zone

IMI & Related Copies

Middle East

Message type (35)

(All)

MT101:Request For Tra...

MT103:Single Customer...

MT103+:Single Custom...

MT103R:Single Custom...

MT190:Advice of Chang...

MT191:Request for Pay...

Market (3)

Global ranking - amounts sent

CPD Primary BIC	Period	Monthly Amount Sent Ranking	SWIFT Activity share amount sent	Amount sent
	Aug 2016			
	Sep 2016			
	Oct 2016			

Global ranking per market - amounts sent

CPD Primary BIC	Market	Period	Monthly Amount Sent Ranking	SWIFT Activity share amount sent	Amount sent
	Payments	Aug 2016			
	Trade Finance	Aug 2016			
	Treasury	Aug 2016			
	Payments	Sep 2016			
	Trade Finance	Sep 2016			
	Treasury	Sep 2016			
	Payments	Oct 2016			
	Trade Finance	Oct 2016			
	Treasury	Oct 2016			

Global ranking per geo-region - amounts sent

CPD Primary BIC	Geo region	Period	Monthly Amount Sent Ranking	SWIFT Activity share amount sent	Amount sent
	Africa	Aug 2016			
	Asia-Pacific	Aug 2016			
	Central & Latin America	Aug 2016			
	Europe - Euro Zone	Aug 2016			
	Europe - Non Euro Zone	Aug 2016			
	IMI & Related Copies	Aug 2016			
	Middle East	Aug 2016			
	North America	Aug 2016			
	SWIFT	Aug 2016			
	Africa	Sep 2016			


Global ranking per message type - amounts sent

CPD Primary BIC	Message type	Period	Monthly Amount Sent Ranking	SWIFT Activity share amount sent	Amount sent
	MT101 Request For Transfer	Aug 2016			
	MT103 Single Customer Credit Transfer	Aug 2016			
	MT103+ Single Customer Credit Transfer	Aug 2016			
	MT190 Advice of Charges, Interest and Other Adjustments	Aug 2016			
	MT191 Request for Payment of Charges, Interest and Other Expenses	Aug 2016			
	MT200 Financial Institution Transfer for its Own Account	Aug 2016			

Filters

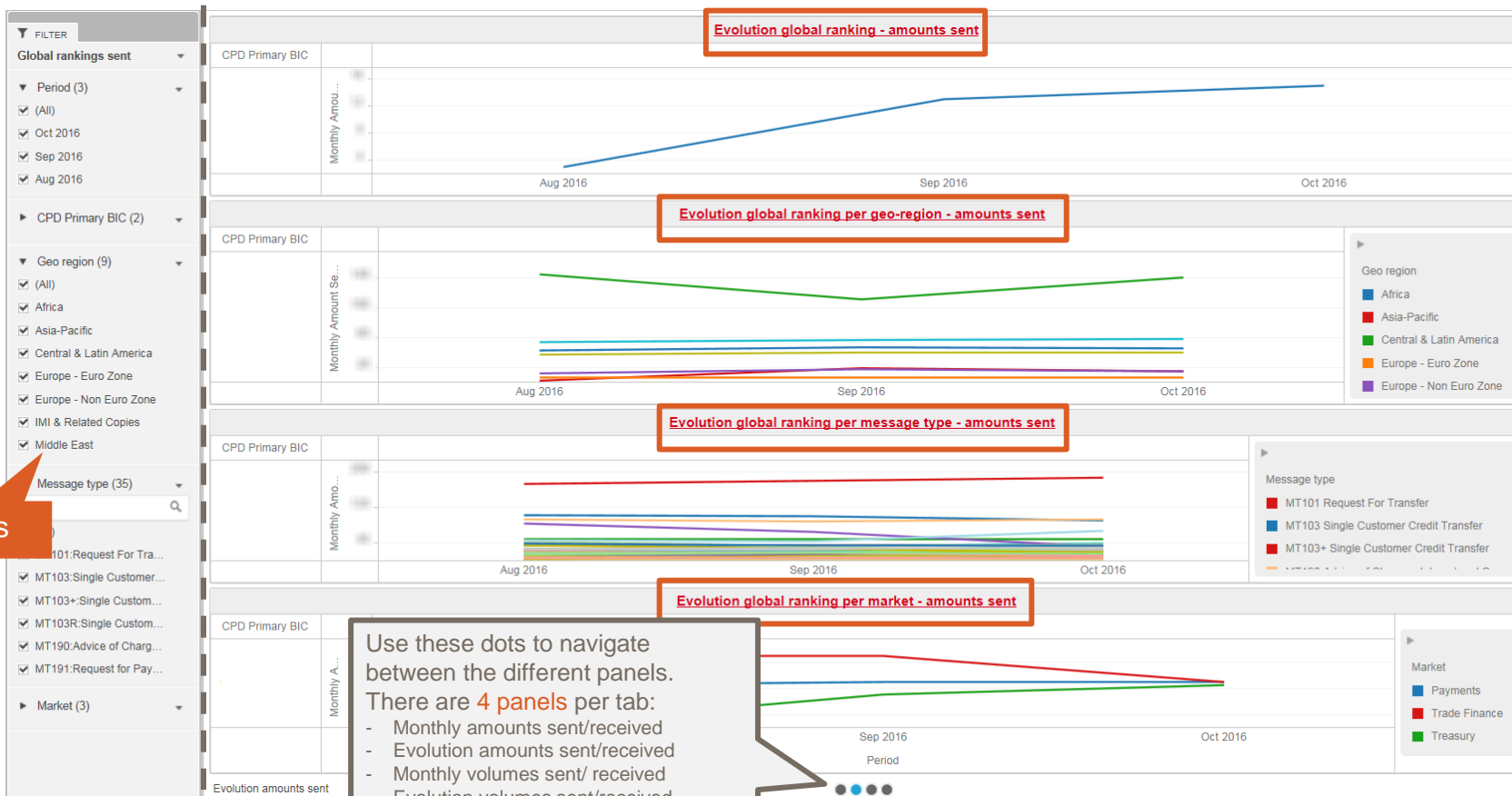
Use these dots to navigate between the different panels. There are 4 panels per tab:

- Monthly amounts sent/received
- Evolution amounts sent/received
- Monthly volumes sent/ received
- Evolution volumes sent/received



Content of the dashboard

Global rankings (sent and received) – evolution (panel 2 and 4)



Content of the dashboard

Rankings per country (sent and received) – ranking and activity shares information (panel 1 and 3)

FILTER

Rankings per country sent

▼ Period (3)

(All)

Oct 2016

Sep 2016

Aug 2016

▶ CPD Primary BIC (2)

▶ Country (1)

▼ Market (3)

(All)

Payments

Trade Finance

Treasury

▶ Message type (35)

▶ Currency (1)

Ranking per country - amounts sent						Ranking per country per market - amounts sent						
Period	Country	CPD Primary BIC		Monthly Amount Sent Ranking	SWIFT Activity share amount sent	Period	Market	Country	CPD Primary BIC		Monthly Amount Sent Ranking	SWIFT Activity share amount sent
		BIC8							BIC8			
Aug 2016	Spain	BBVAES33		1	100%	Aug 2016	Payments	Spain	BBVAES33		1	100%
		CAIXES33		2	0%				CAIXES33		2	0%
		BSNRES33		3	0%				BSNRES33		3	0%
		CIENES33		4	0%				CIENES33		4	0%
		IBNRES33		5	0%				IBNRES33		5	0%
		LABRES33		6	0%				LABRES33		6	0%
		MAPRES33		7	0%				MAPRES33		7	0%
		NEUBRES33		8	0%				NEUBRES33		8	0%
		SAZRES33		9	0%				SAZRES33		9	0%
		UNIBRES33		10	0%				UNIBRES33		10	0%

Ranking per country per message type - amounts sent						Ranking per country per currency - amounts sent							
Period	Message type	Country	CPD Primary BIC		Monthly Amount Sent Ranking	SWIFT Activity share amount sent	Period	Currency	Country	CPD Primary BIC		Monthly Amount Sent Ranking	SWIFT Activity share amount sent
			BIC8							BIC8			
Aug 2016	MT101	Spain	BBVAES33		1	100%	Aug 2016	AED	Spain	BBVAES33		1	100%
			CAIXES33		2	0%				CAIXES33		2	0%
			BSNRES33		3	0%				BSNRES33		3	0%
			CIENES33		4	0%				CIENES33		4	0%
			IBNRES33		5	0%				IBNRES33		5	0%
			LABRES33		6	0%				LABRES33		6	0%
			MAPRES33		7	0%				MAPRES33		7	0%
			NEUBRES33		8	0%				NEUBRES33		8	0%
			SAZRES33		9	0%				SAZRES33		9	0%
			UNIBRES33		10	0%				UNIBRES33		10	0%

Filters

Use these dots to navigate between the different panels.

There are 4 panels per tab:

- Monthly amounts sent/received
- Evolution amounts sent/received
- Monthly volumes sent/ received
- Evolution volumes sent/received

Monthly amounts sent

● ● ● ●



Content of the dashboard

Rankings per country (sent and received) – evolution (panel 2 and 4)

Filters

FILTER

Rankings per country sent

Period (3)

- (All)
- Oct 2016
- Sep 2016
- Aug 2016

CPD Primary BIC (2)

Country

Market (3)

- (All)
- Payments
- Trade Finance
- Treasury

Message type (35)

Currency

BIC8

Click on a country or BIC8 to see the evolution of that specific country/BIC8.

Overview of my amounts sent per

Country	CPD Primary BIC	BIC8	Aug 2016	Sep 2016	Oct 2016
Spain	SWISS033	SWISS033	1000000000	1000000000	1000000000
France	SWISS033	SWISS033	1000000000	1000000000	1000000000
Germany	SWISS033	SWISS033	1000000000	1000000000	1000000000
Italy	SWISS033	SWISS033	1000000000	1000000000	1000000000
UK	SWISS033	SWISS033	1000000000	1000000000	1000000000
Japan	SWISS033	SWISS033	1000000000	1000000000	1000000000
China	SWISS033	SWISS033	1000000000	1000000000	1000000000
India	SWISS033	SWISS033	1000000000	1000000000	1000000000
USA	SWISS033	SWISS033	1000000000	1000000000	1000000000
Canada	SWISS033	SWISS033	1000000000	1000000000	1000000000
South America	SWISS033	SWISS033	1000000000	1000000000	1000000000
Other	SWISS033	SWISS033	1000000000	1000000000	1000000000


Click on a country or BIC8 in the grid here to see the evolution of that specific country/BIC8

Evolution ranking per country at BIC8 level - amounts sent

Evolution ranking per country per market at BIC8 level - amounts sent

Evolution ranking per country per message type at BIC8 level - amounts sent

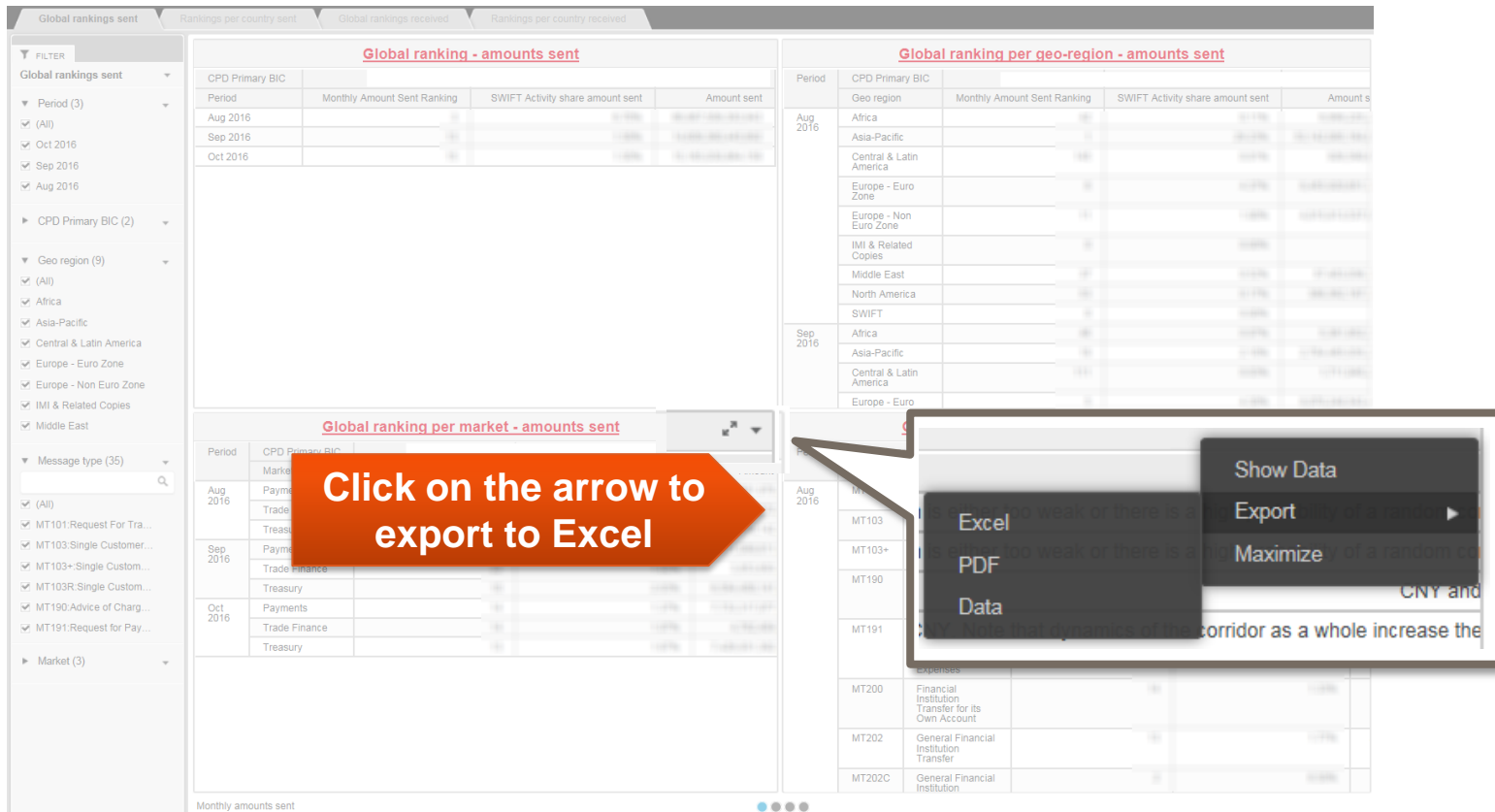
Evolution amounts sent



15

Export data to Excel

Limited to the data shown in that specific visual



The screenshot displays a dashboard with three data tables. The left sidebar contains a filter menu with categories: Global rankings sent, Period (3), CPD Primary BIC (2), Geo region (9), and Message type (35). The main area shows three tables, each with a title and a table structure. The first table is 'Global ranking - amounts sent', the second is 'Global ranking per geo-region - amounts sent', and the third is 'Global ranking per market - amounts sent'. A callout box points to the 'Export to Excel' option in a context menu that also includes 'Show Data', 'PDF', 'Data', and 'Maximize'.

Global ranking - amounts sent

Period	Monthly Amount Sent Ranking	SWIFT Activity share amount sent	Amount sent
Aug 2016			
Sep 2016			
Oct 2016			

Global ranking per geo-region - amounts sent

Period	CPD Primary BIC	Monthly Amount Sent Ranking	SWIFT Activity share amount sent	Amount s
Aug 2016	Africa			
	Asia-Pacific			
	Central & Latin America			
	Europe - Euro Zone			
	Europe - Non Euro Zone			
	IMI & Related Copies			
	Middle East			
	North America			
	SWIFT			
	Sep 2016	Africa		
Asia-Pacific				
Central & Latin America				
Europe - Euro				

Global ranking per market - amounts sent

Period	CPD Primary BIC	Market	Monthly Amount Sent Ranking	SWIFT Activity share amount sent	Amount sent
Aug 2016		Payments			
		Trade Finance			
		Treasury			
Sep 2016		Payments			
		Trade Finance			
		Treasury			
Oct 2016		Payments			
		Trade Finance			
		Treasury			

Monthly amounts sent

Export Options:

- Show Data
- Export
- Maximize
- Excel
- PDF
- Data

Find out more about Watch here



Learn more on our e-training platform: [SWIFT Smart](#)

Access to this module is only available for swift.com registered users.
Dedicated e-trainings on Watch Products available



[Customer Support](#)



[Business Intelligence](#)
[Transaction Banking](#)



[SWIFT Business Intelligence](#)

[Watch documentation](#)



Documentation available on the [Watch platform](#)



Provide us your feedback at watch@swift.com



www.swift.com