




SWIFT IN FIGURES

March 2017 YTD



Key Highlights

March 2017 YTD

SWIFTNet FIN

1,707,343,658

Total FIN Messages (March 2017 YTD)

30,392,943

FIN Messages Peak Day on 30th June 2016

27,079,202

Average FIN Messages (March 2017 YTD)

27,453,041

Average FIN Messages (March 2017)

6.4%

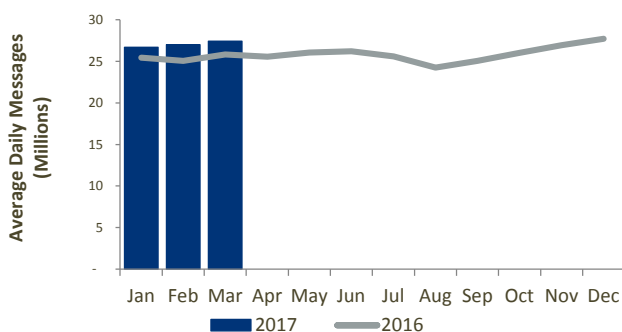
FIN Growth (March 2017 YTD)

SWIFTNET FIN Customer Base

March 2017

Live countries	> 200
Live members	2,415
Live sub-members	3,362
Live participants	5,540
Total live users	11,317

SWIFTNet FIN Traffic by Month



SWIFTNet InterAct

500,349,385

Total InterAct Messages (March 2017 YTD)

7,935,756

Average InterAct Messages (March 2017 YTD)

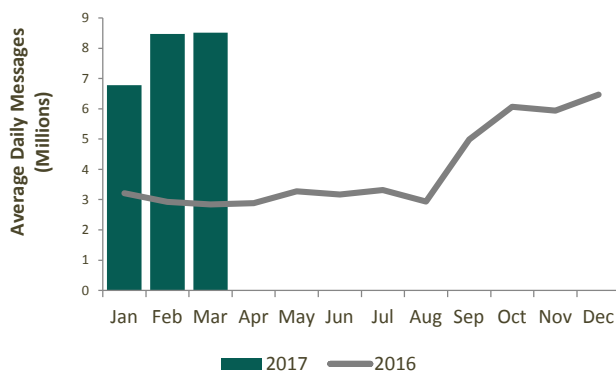
8,512,882

Average InterAct Messages (March 2017)

124.9%

InterAct Growth (March 2017 YTD)

SWIFTNet InterAct Traffic by Month



SWIFTNet FileAct

1,270,641,886

Total FileAct KChar (March 2017 YTD)

20,152,924

Average FileAct KChar (March 2017 YTD)

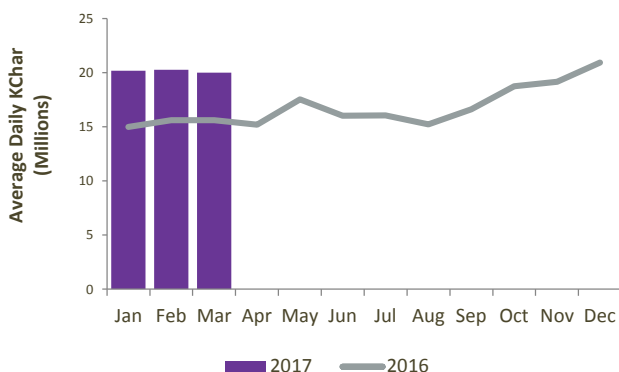
20,027,476

Average FileAct KChar (March 2017)

30.6%

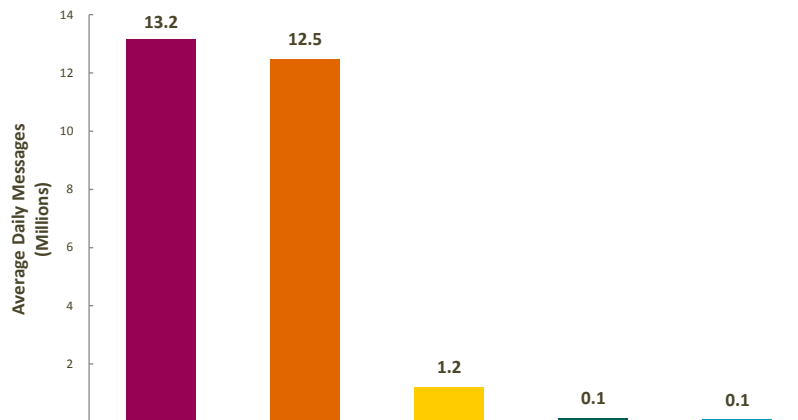
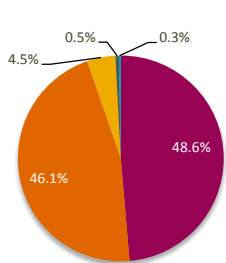
FileAct Growth (March 2017 YTD)

SWIFTNet FileAct Traffic by Month



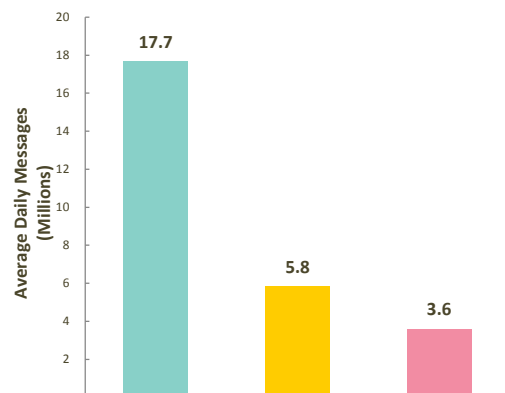
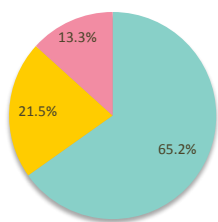
SWIFTNet FIN

Distribution by Market



	Payment	Securities	Treasury	Trade	System	Grand Total
Total Messages	830,539,648	786,288,438	76,095,734	9,189,001	5,230,837	1,707,343,658
YTD Average Daily Messages	13,172,714	12,470,871	1,206,911	145,741	82,963	27,079,202
Weight	48.6%	46.1%	4.5%	0.5%	0.3%	100.0%
YTD Growth (*)	10.1%	3.9%	-5.5%	-2.1%	38.0%	6.4%
Contribution to Growth (*)	74.5%	28.6%	-4.3%	-0.2%	1.4%	100.0%

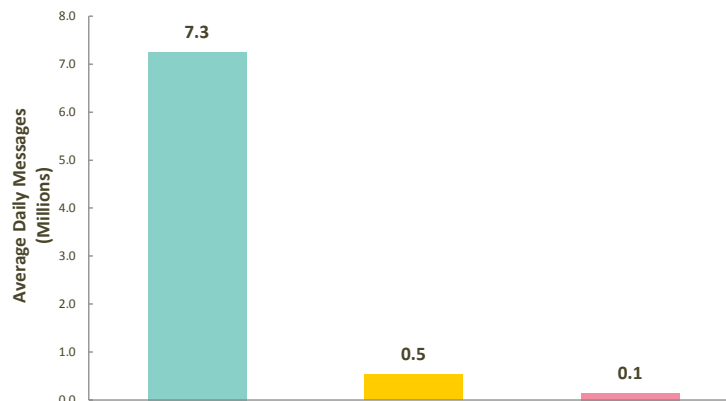
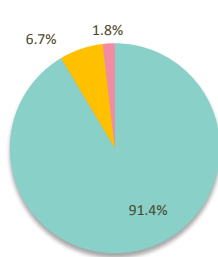
Distribution by Region



	Europe, Middle	Americas	Asia Pacific	Grand Total
Total Messages	1,112,860,450	367,497,073	226,986,135	1,707,343,658
YTD Average Daily Messages	17,650,443	5,828,661	3,600,097	27,079,202
Weight	65.2%	21.5%	13.3%	100.0%
YTD Growth (*)	6.2%	9.6%	2.3%	6.4%
Contribution to Growth (*)	63.7%	31.3%	5.0%	100.0%

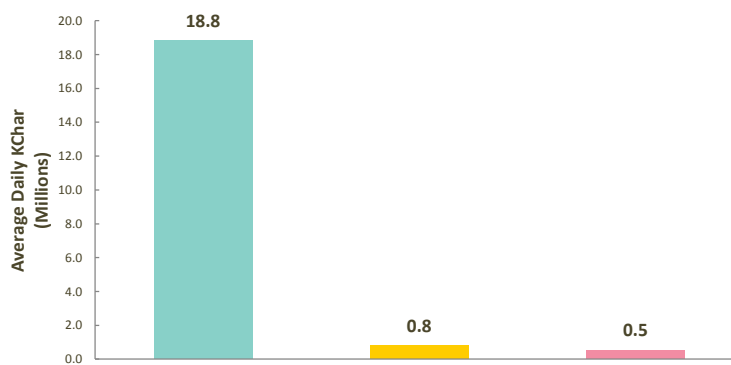
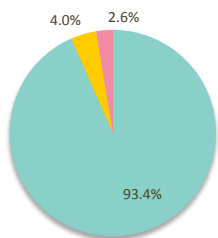
(*) Growth adjusted to business days (63.05 in 2017 vs 61.45 in 2016)

SWIFTNet InterAct



	Europe, Middle East & Africa	Americas	Asia Pacific	Grand Total
Total Messages	457,494,838	33,601,140	9,253,407	500,349,385
YTD Average Daily Messages	7,256,064	532,928	146,763	7,935,756
Weight	91.4%	6.7%	1.8%	100.0%
YTD Growth (*)	154.3%	3.5%	-8.6%	124.9%
Contribution to Growth (*)	99.9%	0.4%	-0.3%	100.0%

SWIFTNet FileAct



	Europe, Middle East & Africa	Americas	Asia Pacific	Grand Total
Total Kchar	1,186,864,708	50,607,340	33,169,838	1,270,641,886
YTD Average Daily KChar	18,824,183	802,654	526,088	20,152,924
Weight	93.4%	4.0%	2.6%	100.0%
YTD Growth (*)	27.2%	79.4%	188.3%	30.6%
Contribution to Growth (*)	85.2%	7.5%	7.3%	100.0%

(*) Growth adjusted to business days (63.05 in 2017 vs 61.45 in 2016)

