



RMB

Benefits

- In-depth analysis of SWIFT RMB messaging flows
- Benchmark your business against SWIFT totals
- Track market trends
- Currency activity share ranking
- View RMB flows by country and message types (MTs)
- Get value from tailor-made reports

Support your RMB strategy with fact-based insights

Discover SWIFT's Business Intelligence RMB offering and get your customised analysis to support your own strategy

Driving business performance from data is no longer just an option, but a necessity. The financial world is moving fast and organisations do not have sufficient resources to take advantage and interpret the value behind big data. Being able to analyse and make use of data has never been more important. For the past five years, China's Renminbi (RMB) has emerged in the market and has steadily become one of the world's stronger currencies.

The growing importance of the RMB currency and its role in financial markets is evident. Because of this, you may have already started to build your RMB strategy or are planning to do so in the future but need more fact-based information to identify where your organisation stands.

To address these issues, SWIFT Business Intelligence provides a free Monthly RMB Tracker. However, in order to obtain more granular market information and a competitive framework, this can be acquired through its extended RMB Market Insights analysis report.

RMB Market Insights report and customised RMB analysis

SWIFT's **RMB Market Insights** report responds to the needs of SWIFT customers (both Watch product users and non-users). With this, you can benefit from fact-based quarterly market analysis using unique data only available from SWIFT Business Intelligence.

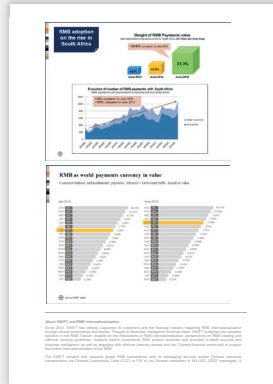
Similarly, the **customised RMB analysis** leverages SWIFT's unique data and provides crucial competitive and strategic insights to optimise your business and support your decision-making.

SWIFT's customised offering allows you to select the analysis parameters by business type, country, corridor or even the intermediation role played by some clearing banks. The unique value proposition provided by SWIFT Business Intelligence enables you to gain insight on your performance but also on general market trends. This is acquired through the analysis and display of market data, alongside your own activities.

The RMB focus is also extended to other unique services available in the Business Intelligence portfolio, such as Peer Benchmarking.

Monthly RMB Tracker

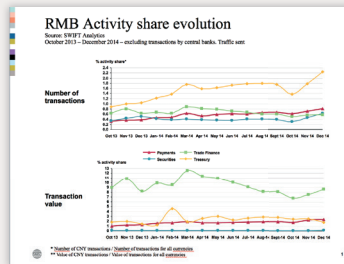
Monthly reporting and statistics on RMB progress towards becoming an international currency.



Public (free)

RMB Market Insights

Quarterly in-depth analysis into SWIFT's monthly RMB messaging flows for a comprehensive view of the trends in different markets.

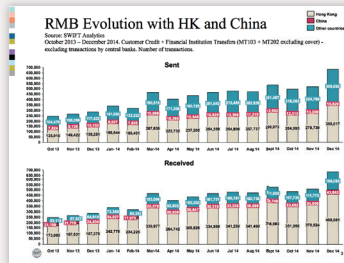


Rank	Market	Aug 14	Aug 14	Aug 14	Aug 14	Aug 14	Aug 14	Aug 14	Aug 14
1	China	1,000,000	1,000,000	1,000,000	1,000,000	1,000,000	1,000,000	1,000,000	1,000,000
2	USA	500,000	500,000	500,000	500,000	500,000	500,000	500,000	500,000
3	UK	300,000	300,000	300,000	300,000	300,000	300,000	300,000	300,000
4	France	200,000	200,000	200,000	200,000	200,000	200,000	200,000	200,000
5	Germany	150,000	150,000	150,000	150,000	150,000	150,000	150,000	150,000
6	Japan	100,000	100,000	100,000	100,000	100,000	100,000	100,000	100,000
7	India	80,000	80,000	80,000	80,000	80,000	80,000	80,000	80,000
8	Canada	70,000	70,000	70,000	70,000	70,000	70,000	70,000	70,000
9	Italy	60,000	60,000	60,000	60,000	60,000	60,000	60,000	60,000
10	Spain	50,000	50,000	50,000	50,000	50,000	50,000	50,000	50,000
11	South Korea	40,000	40,000	40,000	40,000	40,000	40,000	40,000	40,000
12	Brazil	30,000	30,000	30,000	30,000	30,000	30,000	30,000	30,000
13	Mexico	20,000	20,000	20,000	20,000	20,000	20,000	20,000	20,000
14	Russia	15,000	15,000	15,000	15,000	15,000	15,000	15,000	15,000
15	Australia	10,000	10,000	10,000	10,000	10,000	10,000	10,000	10,000
16	Indonesia	8,000	8,000	8,000	8,000	8,000	8,000	8,000	8,000
17	South Africa	7,000	7,000	7,000	7,000	7,000	7,000	7,000	7,000
18	Argentina	6,000	6,000	6,000	6,000	6,000	6,000	6,000	6,000
19	Chile	5,000	5,000	5,000	5,000	5,000	5,000	5,000	5,000
20	Colombia	4,000	4,000	4,000	4,000	4,000	4,000	4,000	4,000

SWIFT customers (payable)

BI Engagements - Customised RMB Analyses

Your own customised RMB analysis to support tactical planning or strategy, including the possibility of peer comparison.



Rank	Country	Sent	Received	Share	Share
1	China	1,000,000	1,000,000	1,000,000	1,000,000
2	USA	500,000	500,000	500,000	500,000
3	UK	300,000	300,000	300,000	300,000
4	France	200,000	200,000	200,000	200,000
5	Germany	150,000	150,000	150,000	150,000
6	Japan	100,000	100,000	100,000	100,000
7	India	80,000	80,000	80,000	80,000
8	Canada	70,000	70,000	70,000	70,000
9	Italy	60,000	60,000	60,000	60,000
10	Spain	50,000	50,000	50,000	50,000
11	South Korea	40,000	40,000	40,000	40,000
12	Brazil	30,000	30,000	30,000	30,000
13	Mexico	20,000	20,000	20,000	20,000
14	Russia	15,000	15,000	15,000	15,000
15	Australia	10,000	10,000	10,000	10,000
16	Indonesia	8,000	8,000	8,000	8,000
17	South Africa	7,000	7,000	7,000	7,000
18	Argentina	6,000	6,000	6,000	6,000
19	Chile	5,000	5,000	5,000	5,000
20	Colombia	4,000	4,000	4,000	4,000

SWIFT customers (payable)

About SWIFT's Business Intelligence portfolio

Launched in 2005, SWIFT's Business Intelligence (BI) portfolio encompasses an entire suite of intuitive tools including analytics, insights, consulting services and economic indicators designed to grow with customers' business needs. The current portfolio includes; Watch Analytics, a platform to analyse and

report traffic volumes, value and currency by market, message type and region especially focusing on payments, trade finance, foreign exchange markets and new for 2015, is securities markets; Watch Insights, visual and business-oriented dashboards on a subset of correspondent banking traffic; BI Consulting Services bringing value beyond the data, and SWIFT Economics,

economic indicators for Gross Domestic Product and Renminbi, also known as the SWIFT Index, RMB Tracker and RMB Market Insights report.

For further information about SWIFT's Business Intelligence RMB Consulting Services and the full Business Intelligence portfolio, please visit swift.com or email watch@swift.com.