



A guide to visuals in Banking Analytics

Trade Finance dashboard – my counterparty groups

Business Intelligence solutions, Watch team

June 2017

My Counterparty Groups

Use this dashboard to:

- ✓ Identify your top counterparties
- ✓ Monitor your traffic to and from your counterparties
- ✓ Understand your trade finance business with your counterparties



**Dynamic and
Easy to use**

**Business
Focus**

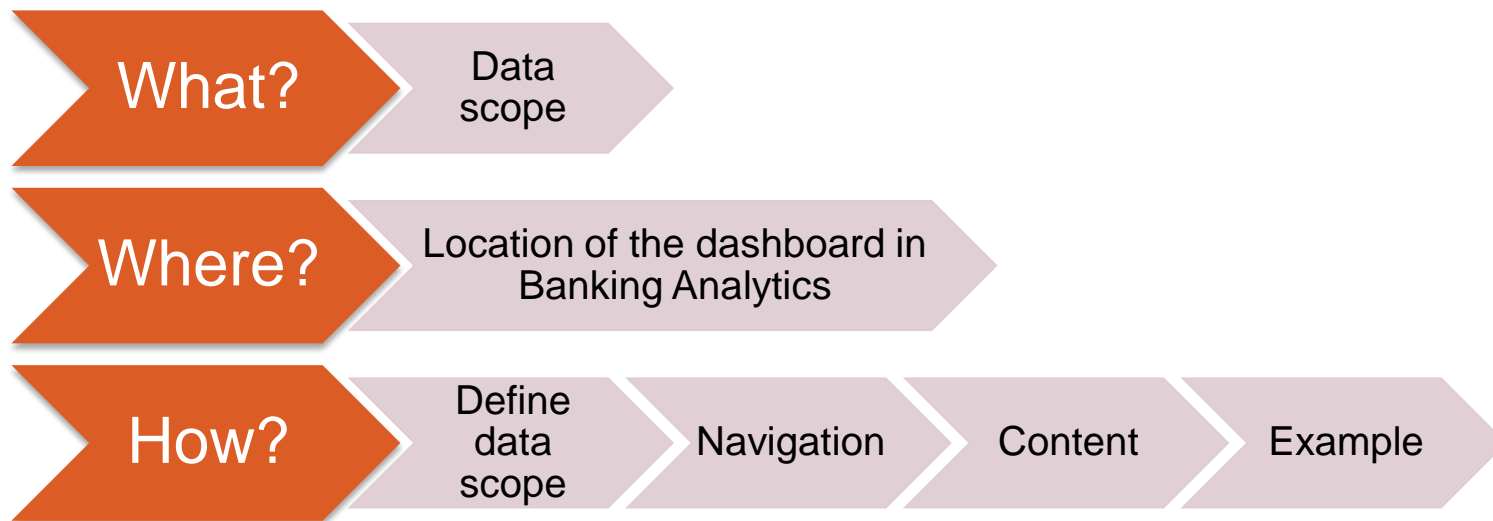
State of the art
visuals

Filtering and Calculations

**Immediate
Insights**



Trade Finance Dashboard – My Counterparty Groups



What?

Trade Finance Dashboard– My Counterparty Groups

Data scope:

- MT400 & MT 700
- Live and delivered message
- Sent and received

What do I get from this dashboard?

- In terms of # of transactions and amount:
 - List of all of my counterparty groups
 - Monthly evolution of traffic to/from counterparty groups
 - Message types used

Where?

Locating the dashboard



Watch Analytics

Shared folder

Documentation

About us

Contact Us

Data playground (Wizards)

Customize and query data according to your requirements

Data visualisation

Pre-defined visual dashboards

Traffic Analytics <ul style="list-style-type: none"> > FIN Traffic > FileAct Traffic > InterAct Traffic 	Banking Analytics <ul style="list-style-type: none"> > FIN Value > FIN FX Value 	Banking Analytics Premium <ul style="list-style-type: none"> > Payments > Trade Finance > Treasury > Rankings 	Payments Focus on MT103s and MT202s allowing you to analyse and benchmark your payment traffic. Launch	Trade Finance Focus on MT700s and MT400s allowing you to analyse and benchmark your trade finance traffic. Launch	Rankings This dashboard looks at your rankings on SWIFT, per market, and per message type. Launch
---	---	---	---	--	--



Watch Analytics

Shared folder

Documentation

About us

Contact Us

Quick links

- > [Go back to folder view](#)
- > [Billing Analytics](#)
- > [Message Cost Analytics](#)

Overview of Trade Finance



My Entities



My Counterparty Countries



My Counterparty Groups

Enriched analysis



Import L/C Confirmation



Export L/C Confirmation

Executive reports



Understand your business globally



Identify new business opportunities



Improve efficiency and reduce cost

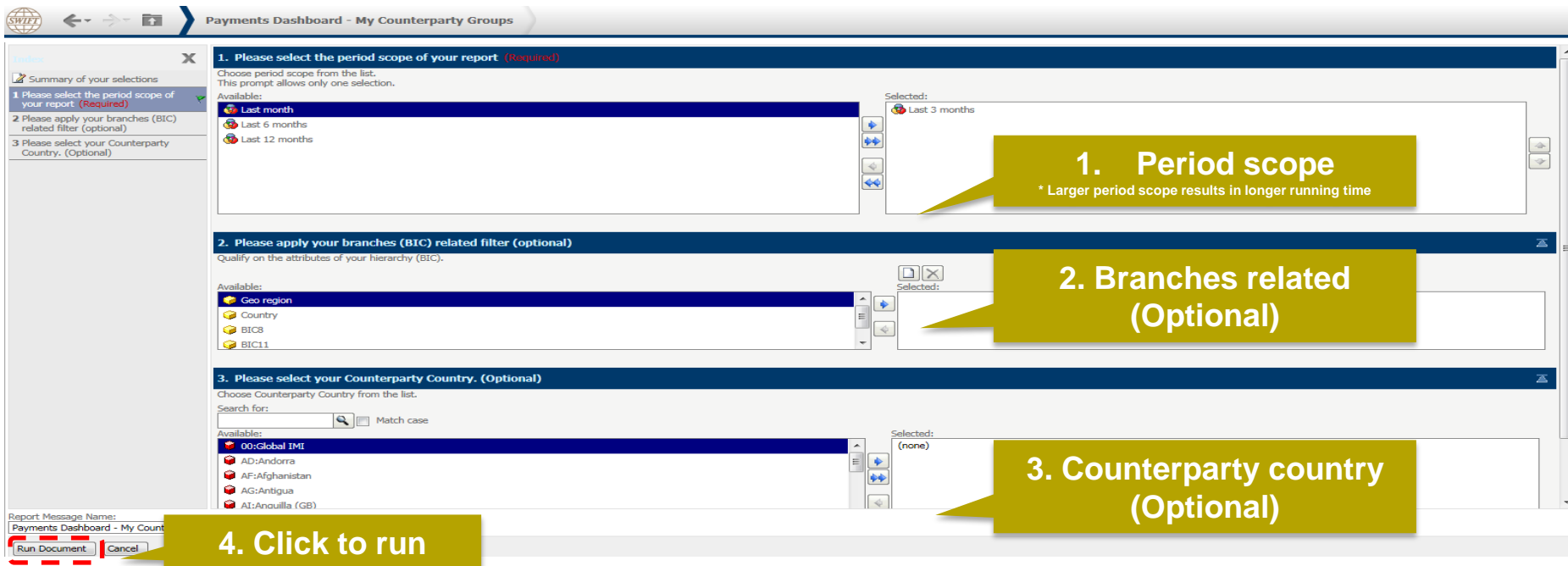


Quick links

- > [Watch Analytics homepage](#)
- > [Payments dashboards](#)
- > [Ranking dashboards](#)

How?

Defining data scope



1. Please select the period scope of your report (Required)
 Choose period scope from the list.
 This prompt allows only one selection.
 Available:
 Last month
 Last 6 months
 Last 12 months
 Selected: Last 3 months
1. Period scope
 * Larger period scope results in longer running time

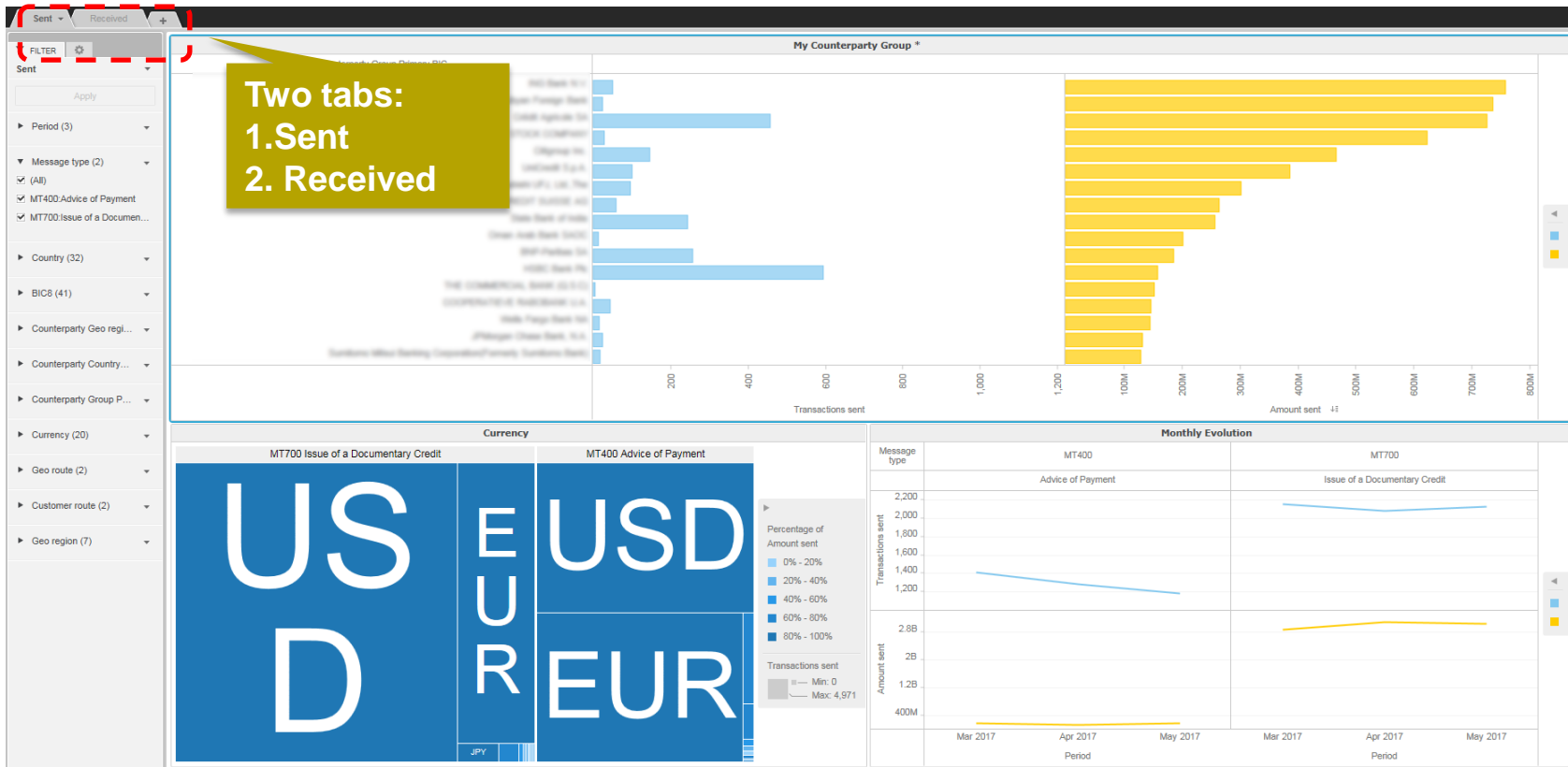
2. Please apply your branches (BIC) related filter (optional)
 Qualify on the attributes of your hierarchy (BIC).
 Available:
 Geo region
 Country
 BIC8
 BIC11
 Selected: (none)
2. Branches related (Optional)

3. Please select your Counterparty Country. (Optional)
 Choose Counterparty Country from the list.
 Search for:
 Match case
 Available:
 00:Global IMI
 AD:Andorra
 AF:Afghanistan
 AG:Antigua
 AI:Anquilla (GB)
 Selected: (none)
3. Counterparty country (Optional)

Report Message Name:
 Payments Dashboard - My Counterparty Groups
 Run Document Cancel
4. Click to run

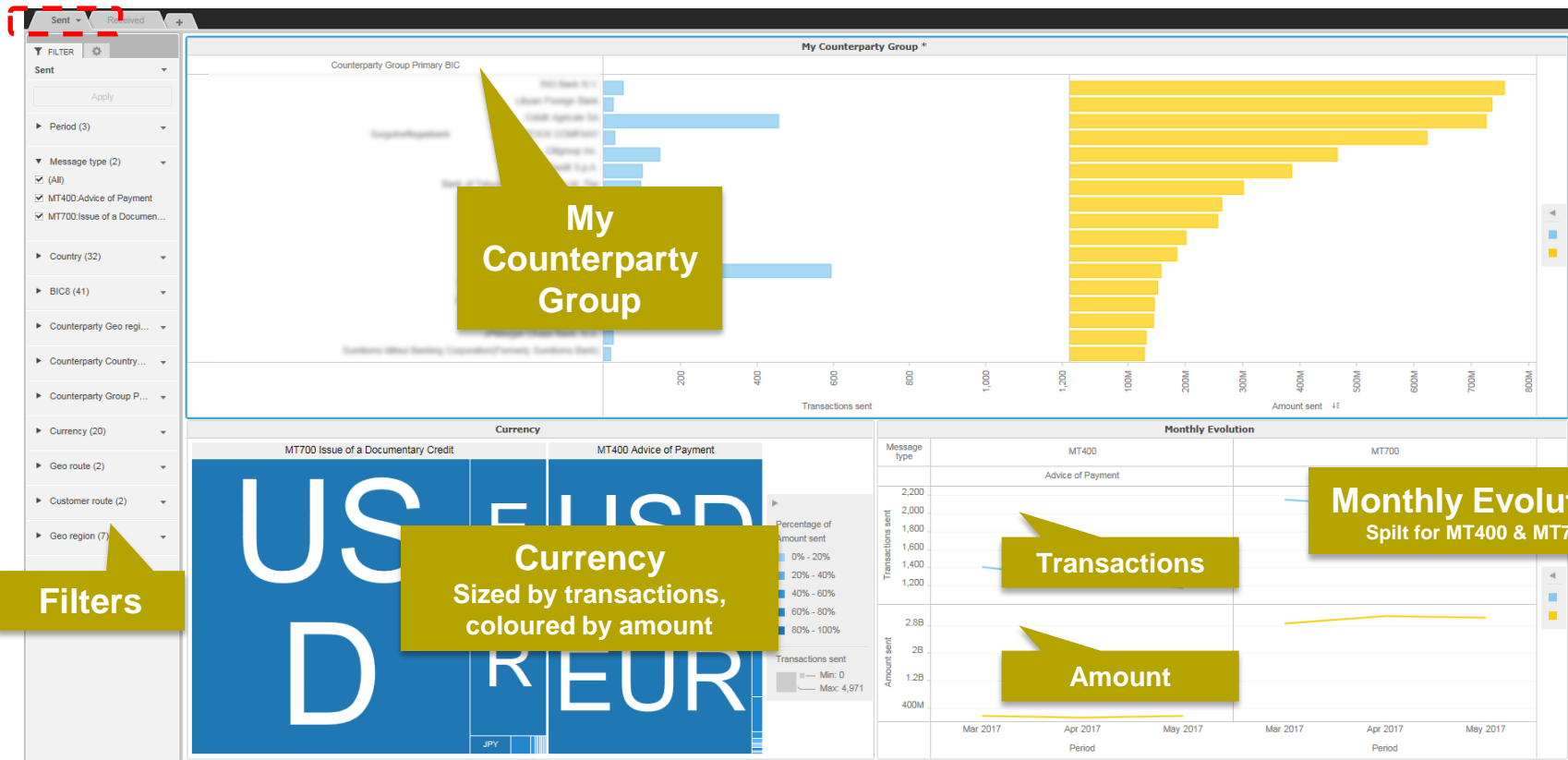
How?

Navigating in the dashboard



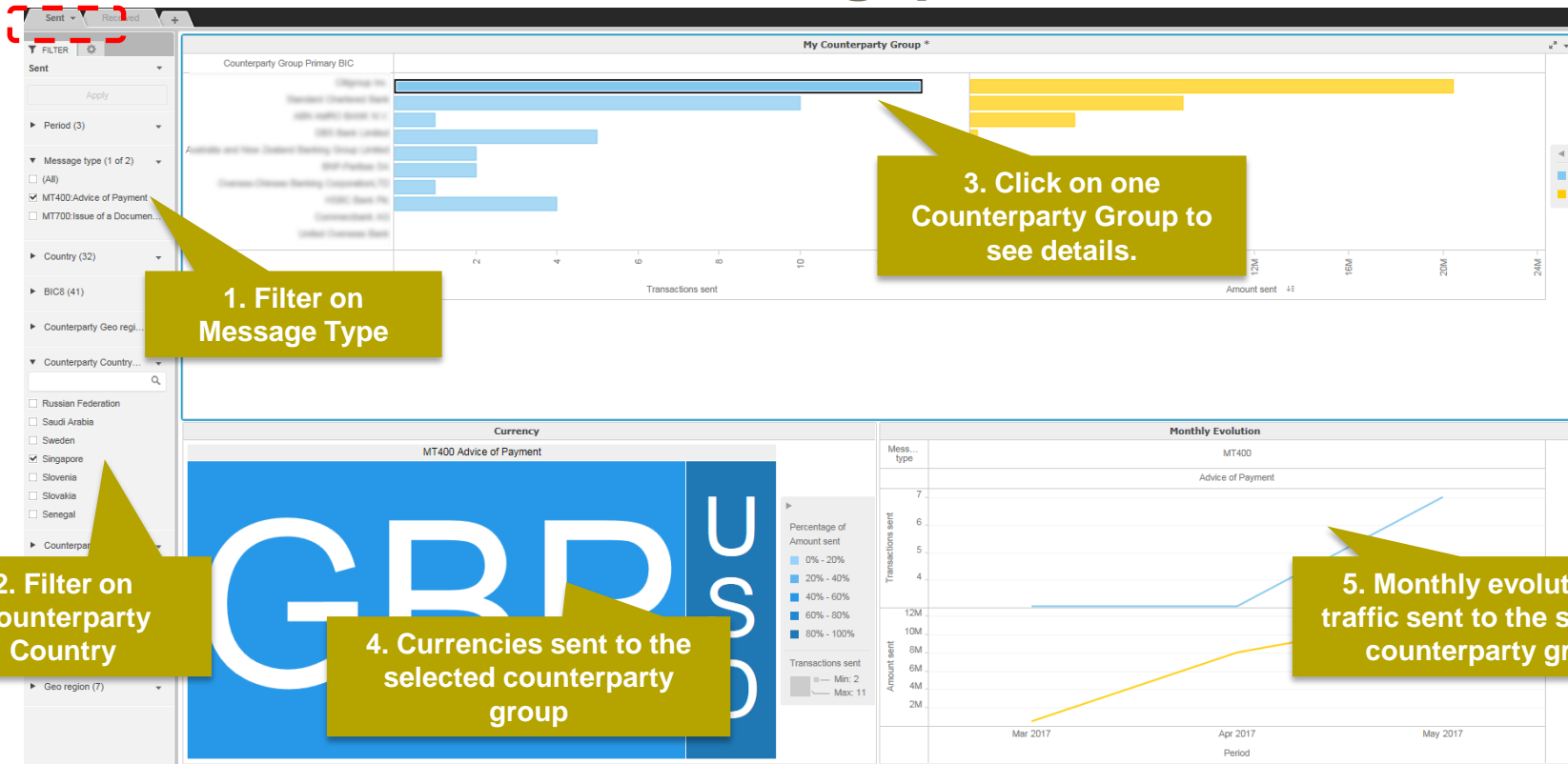
How?

How to read the dashboard?



How?

Who are my main counterparties for MT400 in Singapore?



Find out more about Watch here



Learn more on our e-training platform: [SWIFT Smart](#)

Access to this module is only available for swift.com registered users.
Dedicated e-trainings on Watch Products available



[Customer Support](#)



[Business Intelligence](#)
[Transaction Banking](#)



[SWIFT Business Intelligence](#)

[Watch documentation](#)



Documentation available on the [Watch platform](#)



Provide us your feedback at watch@swift.com



www.swift.com