




## SWIFT IN FIGURES

July 2017 YTD



**Key Highlights**  
July 2017 YTD

**SWIFTNet FIN**

**4,042,034,460**

Total FIN Messages (July 2017 YTD)

**30,861,731**

FIN Messages Peak Day on 31st May 2017

**27,808,975**

Average FIN Messages (July 2017 YTD)

**27,853,594**

Average FIN Messages (July 2017)

**8.2%**

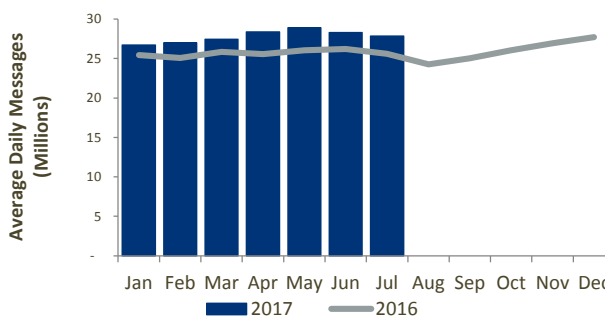
FIN Growth (July 2017 YTD)

**SWIFTNET FIN Customer Base**

Live countries	> 200
Live members	2,403
Live sub-members	3,334
Live participants	5,585
<b>Total live users</b>	<b>11,322</b>

**July 2017**

**SWIFTNet FIN Traffic by Month**



**SWIFTNet InterAct**

**1,212,841,391**

Total InterAct Messages (July 2017 YTD)

**8,344,282**

Average InterAct Messages (July 2017 YTD)

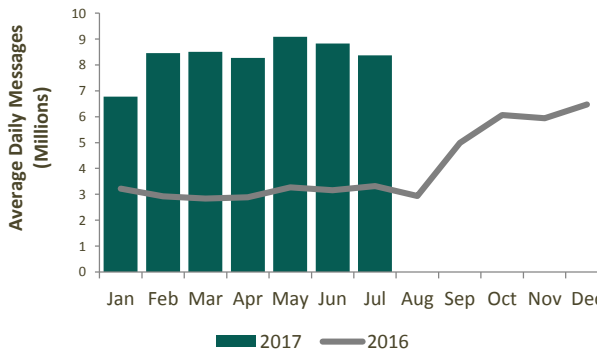
**8,376,418**

Average InterAct Messages (July 2017)

**123.4%**

InterAct Growth (July 2017 YTD)

**SWIFTNet InterAct Traffic by Month**



**SWIFTNet FileAct**

**2,950,082,338**

Total FileAct KChar (July 2017 YTD)

**20,296,404**

Average FileAct KChar (July 2017 YTD)

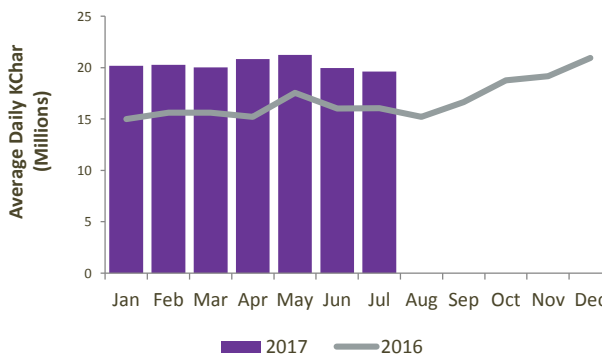
**19,614,299**

Average FileAct KChar (July 2017)

**27.9%**

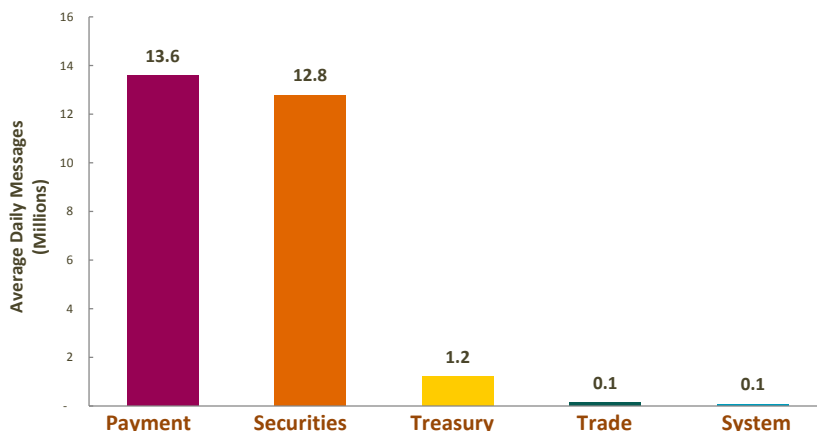
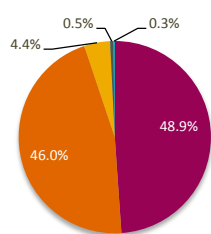
FileAct Growth (July 2017 YTD)

**SWIFTNet FileAct Traffic by Month**



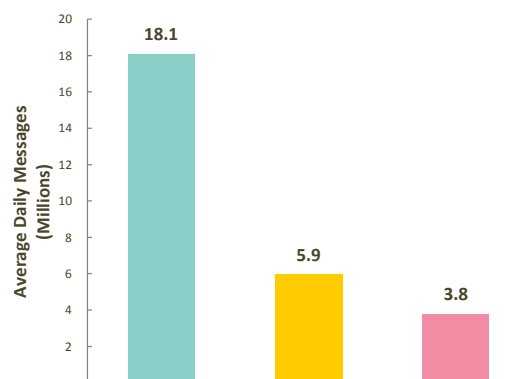
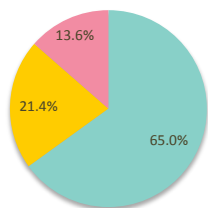
**SWIFTNet FIN**

**Distribution by Market**



	Payment	Securities	Treasury	Trade	System	Grand Total
Total Messages	1,976,261,041	1,857,706,878	176,398,624	21,216,557	10,451,360	4,042,034,460
YTD Average Daily Messages	13,596,567	12,780,921	1,213,613	145,969	71,905	27,808,975
Weight	48.9%	46.0%	4.4%	0.5%	0.3%	100.0%
YTD Growth (*)	11.6%	6.1%	-3.0%	-1.1%	22.1%	8.2%
Contribution to Growth (*)	66.7%	34.6%	-1.8%	-0.1%	0.6%	100.0%

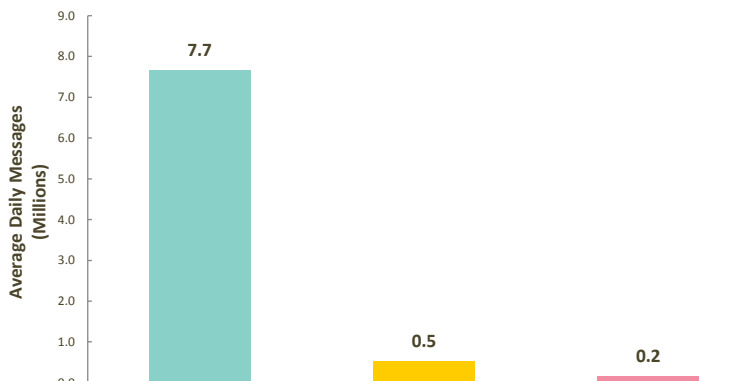
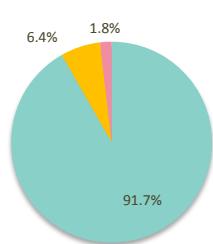
**Distribution by Region**



	Europe, Middle	Americas	Asia Pacific	Grand Total
Total Messages	2,628,924,202	864,784,972	548,325,286	4,042,034,460
YTD Average Daily Messages	18,086,854	5,949,673	3,772,448	27,808,975
Weight	65.0%	21.4%	13.6%	100.0%
YTD Growth (*)	7.7%	11.7%	5.5%	8.2%
Contribution to Growth (*)	61.2%	29.5%	9.3%	100.0%

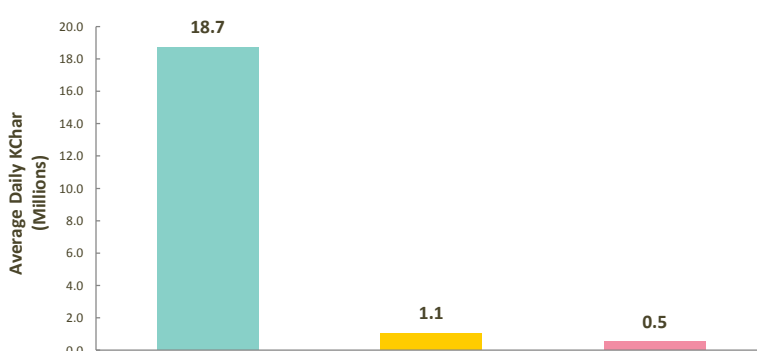
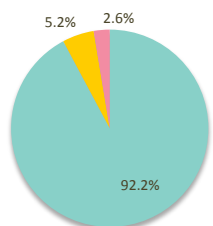
(\*) Growth adjusted to business days (145.35 in 2017 vs 145.7 in 2016)

### SWIFTNet InterAct



	Europe, Middle East & Africa	Americas	Asia Pacific	Grand Total
Total Messages	1,112,645,375	78,020,574	22,175,442	1,212,841,391
YTD Average Daily Messages	7,654,939	536,777	152,566	8,344,282
Weight	91.7%	6.4%	1.8%	100.0%
YTD Growth (*)	148.0%	7.6%	1.4%	123.4%
Contribution to Growth (*)	99.1%	0.8%	0.0%	100.0%

### SWIFTNet FileAct



	Europe, Middle East & Africa	Americas	Asia Pacific	Grand Total
Total Kchar	2,719,966,556	153,079,025	77,036,758	2,950,082,338
YTD Average Daily KChar	18,713,220	1,053,175	530,009	20,296,404
Weight	92.2%	5.2%	2.6%	100.0%
YTD Growth (*)	24.2%	96.4%	98.3%	27.9%
Contribution to Growth (*)	82.4%	11.7%	5.9%	100.0%

(\*) Growth adjusted to business days (145.35 in 2017 vs 145.7 in 2016)

