




SWIFT IN FIGURES

August 2017 YTD



Key Highlights
August 2017 YTD

SWIFTNet FIN

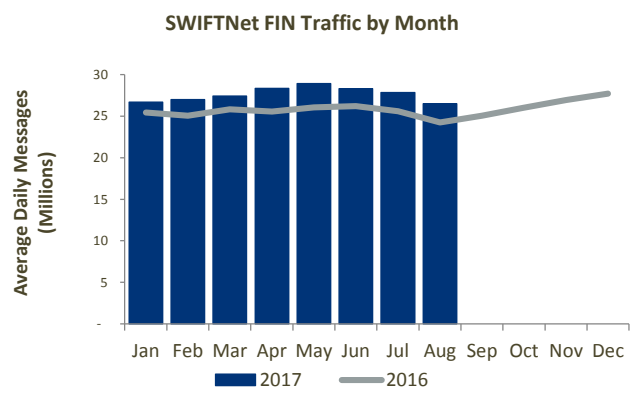
4,646,664,868
Total FIN Messages (August 2017 YTD)

30,861,731
FIN Messages Peak Day on 31st May 2017

27,634,046
Average FIN Messages (August 2017 YTD)

26,518,878
Average FIN Messages (August 2017)

8.4%
FIN Growth (August 2017 YTD)



SWIFTNET FIN Customer Base August 2017

Live countries	> 200
Live members	2,400
Live sub-members	3,350
Live participants	5,581
Total live users	11,331

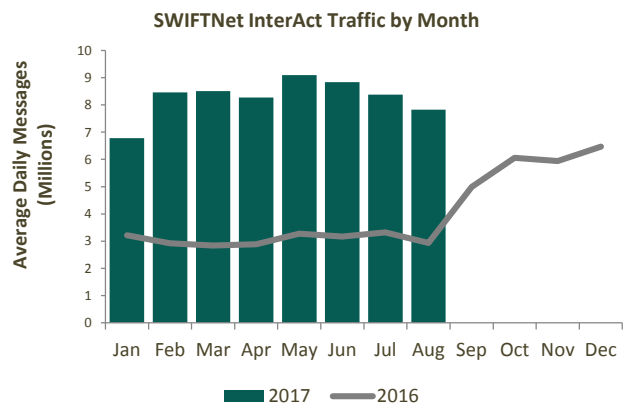
SWIFTNet InterAct

1,391,315,023
Total InterAct Messages (August 2017 YTD)

8,274,249
Average InterAct Messages (August 2017 YTD)

7,827,791
Average InterAct Messages (August 2017)

123.5%
InterAct Growth (August 2017 YTD)



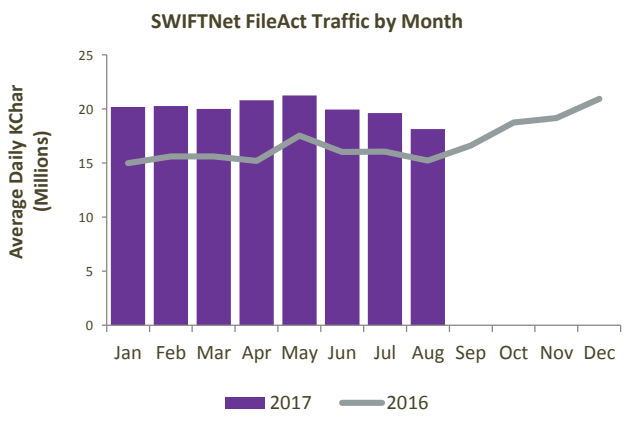
SWIFTNet FileAct

3,364,019,791
Total FileAct KChar (August 2017 YTD)

20,006,065
Average FileAct KChar (August 2017 YTD)

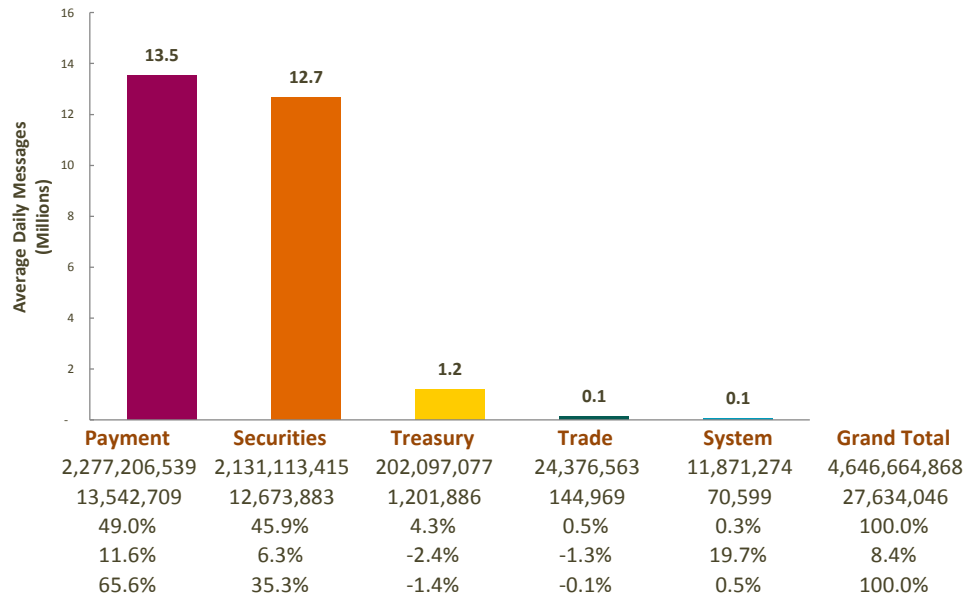
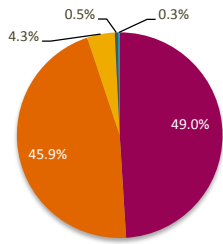
18,155,151
Average FileAct KChar (August 2017)

26.7%
FileAct Growth (August 2017 YTD)

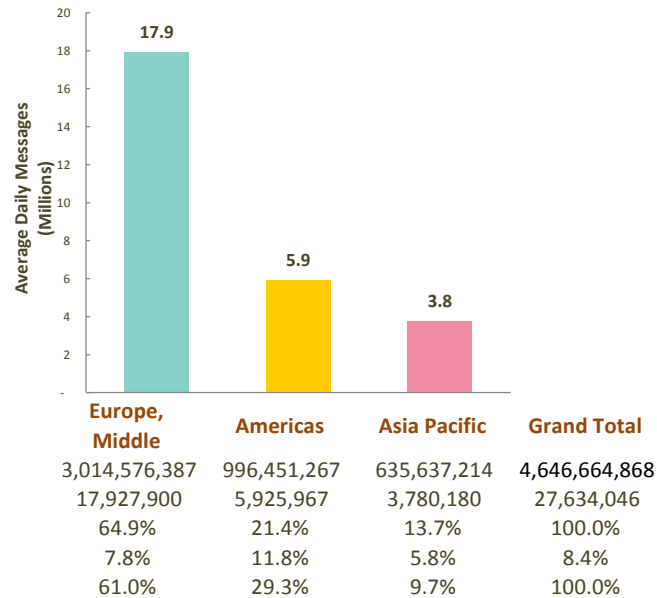
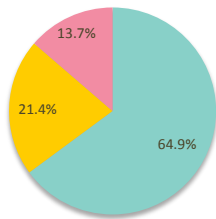


SWIFTNet FIN

Distribution by Market

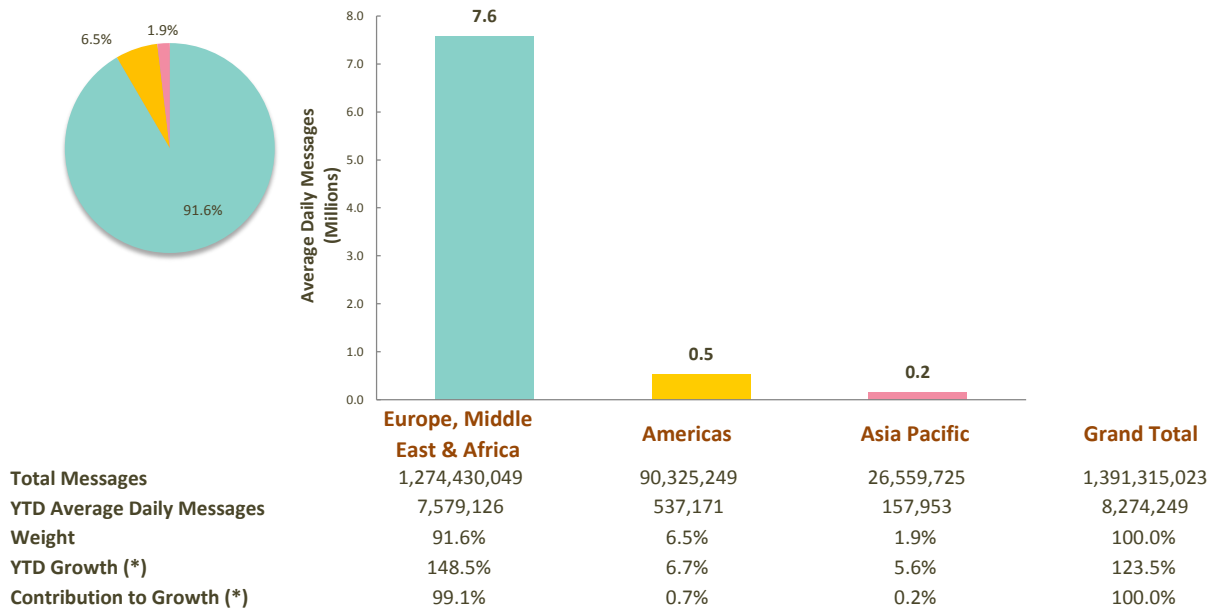


Distribution by Region

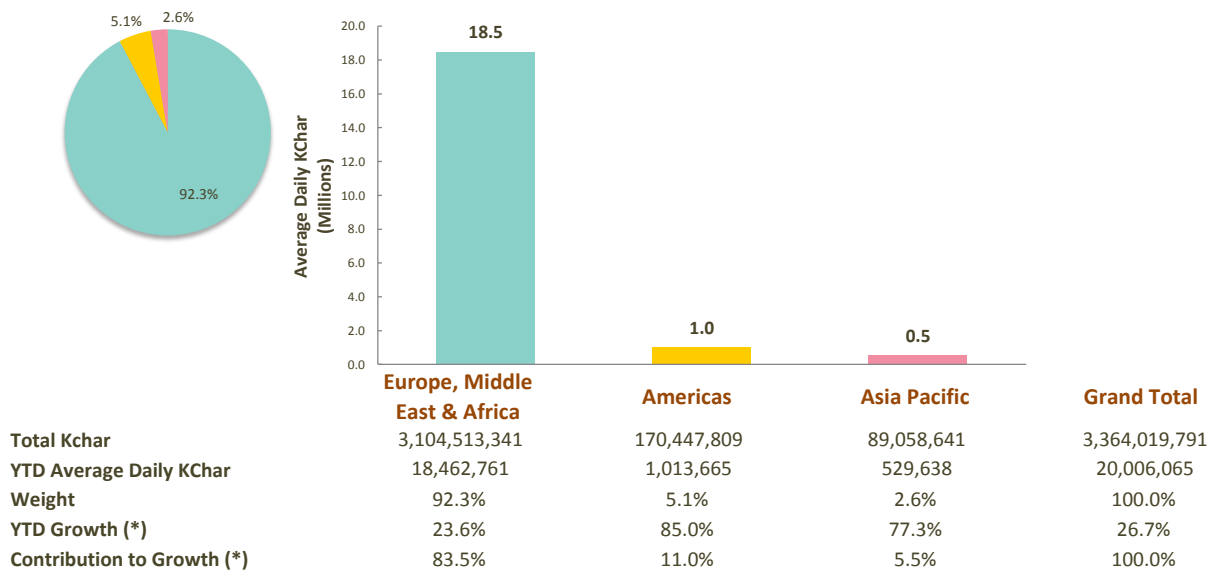


(*) Growth adjusted to business days (168.15 in 2017 vs 168.4 in 2016)

SWIFTNet InterAct



SWIFTNet FileAct



(*) Growth adjusted to business days (168.15 in 2017 vs 168.4 in 2016)

