




SWIFT IN FIGURES

December 2017 YTD



Key Highlights
December 2017 YTD

SWIFTNet FIN

7,076,457,019

Total FIN Messages (December 2017 YTD)

32,839,705

FIN Messages Peak Day on 30 Nov 2017

28,142,601

Average FIN Messages (December 2017 YTD)

30,956,290

Average FIN Messages (December 2017)

9.0%

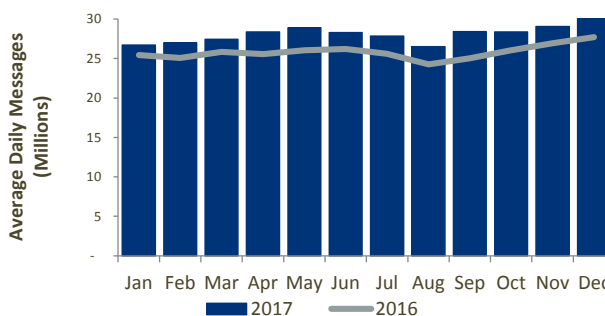
FIN Growth (December 2017 YTD)

SWIFTNET FIN Customer Base

December 2017

Live countries	> 200
Live members	2,382
Live sub-members	3,329
Live participants	5,625
Total live users	11,336

SWIFTNet FIN Traffic by Month



SWIFTNet InterAct

2,179,294,361

Total InterAct Messages (December 2017 YTD)

8,666,909

Average InterAct Messages (December 2017 YTD)

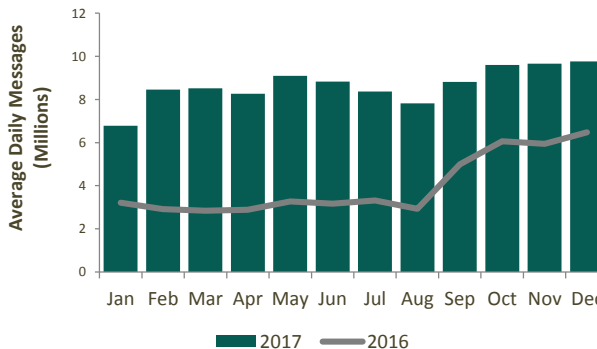
9,771,402

Average InterAct Messages (December 2017)

85.6%

InterAct Growth (December 2017 YTD)

SWIFTNet InterAct Traffic by Month



SWIFTNet FileAct

5,095,677,994

Total FileAct KChar (December 2017 YTD)

20,265,174

Average FileAct KChar (December 2017 YTD)

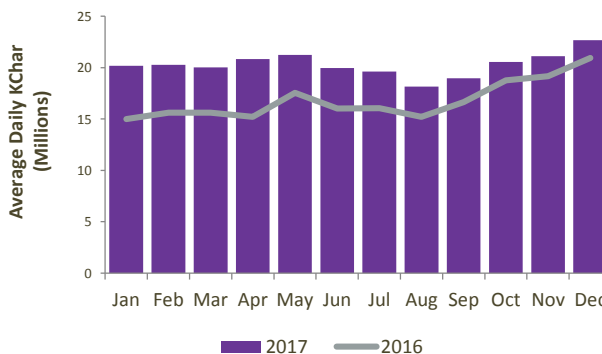
22,666,876

Average FileAct KChar (December 2017)

20.5%

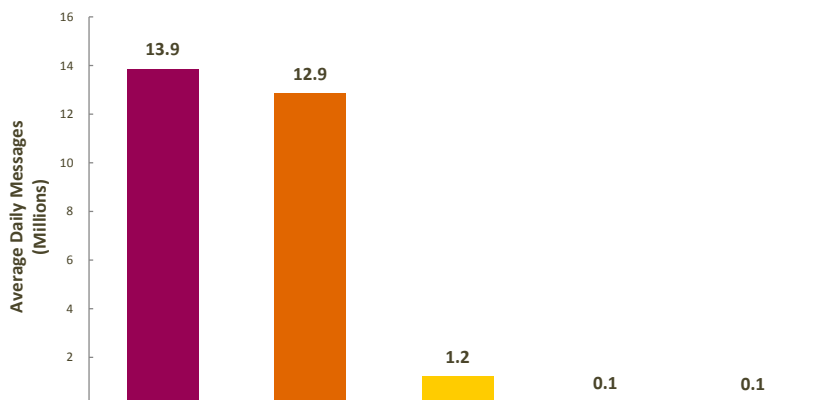
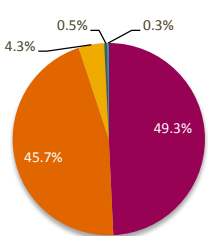
FileAct Growth (December 2017 YTD)

SWIFTNet FileAct Traffic by Month



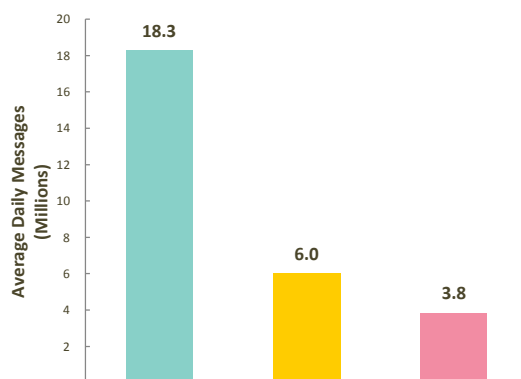
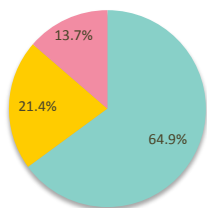
SWIFTNet FIN

Distribution by Market



	Payment	Securities	Treasury	Trade	System	Grand Total
Total Messages	3,485,188,881	3,232,305,940	304,896,475	36,324,935	17,740,788	7,076,457,019
YTD Average Daily Messages	13,860,365	12,854,667	1,212,553	144,462	70,554	28,142,601
Weight	49.3%	45.7%	4.3%	0.5%	0.3%	100.0%
YTD Growth (*)	11.6%	7.7%	-2.5%	-1.1%	10.9%	9.0%
Contribution to Growth (*)	61.9%	39.2%	-1.3%	-0.1%	0.3%	100.0%

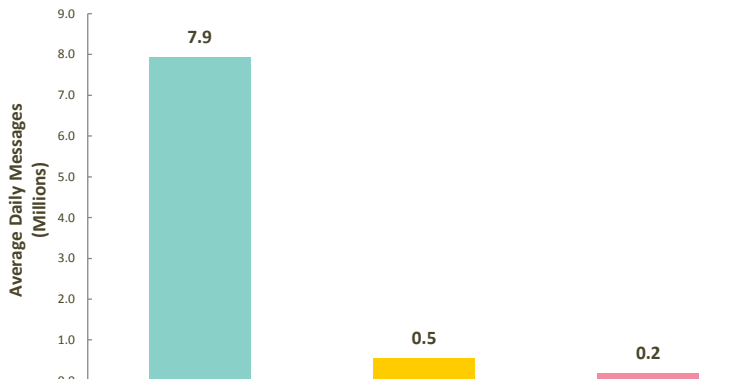
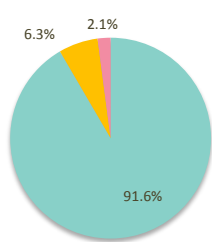
Distribution by Region



	Europe, Middle	Americas	Asia Pacific	Grand Total
Total Messages	4,594,101,288	1,515,451,645	966,904,086	7,076,457,019
YTD Average Daily Messages	18,270,437	6,026,851	3,845,314	28,142,601
Weight	64.9%	21.4%	13.7%	100.0%
YTD Growth (*)	8.9%	10.9%	6.8%	9.0%
Contribution to Growth (*)	64.1%	25.3%	10.5%	100.0%

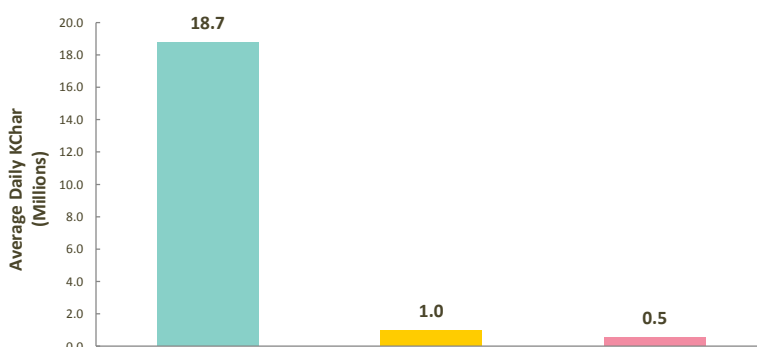
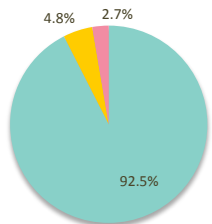
(*) Growth adjusted to business days (251.45 in 2017 vs 252.85 in 2016)

SWIFTNet InterAct



	Europe, Middle East & Africa	Americas	Asia Pacific	Grand Total
Total Messages	1,995,876,644	138,003,179	45,414,538	2,179,294,361
YTD Average Daily Messages	7,937,469	548,830	180,611	8,666,909
Weight	91.6%	6.3%	2.1%	100.0%
YTD Growth (*)	101.5%	-5.6%	20.1%	85.6%
Contribution to Growth (*)	100.1%	-0.8%	0.8%	100.0%

SWIFTNet FileAct



	Europe, Middle East & Africa	Americas	Asia Pacific	Grand Total
Total Kchar	4,713,725,651	245,469,787	136,482,557	5,095,677,994
YTD Average Daily KChar	18,746,175	976,217	542,782	20,265,174
Weight	92.5%	4.8%	2.7%	100.0%
YTD Growth (*)	18.3%	67.2%	41.2%	20.5%
Contribution to Growth (*)	84.1%	11.4%	4.6%	100.0%

(*) Growth adjusted to business days (251.45 in 2017 vs 252.85 in 2016)

