



Alliance Connect Silver – SRX VPN boxes

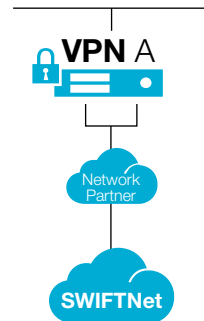
Network connectivity for medium volume customers

Alliance Connect Silver, when implemented with SRX345 VPN boxes, offers connectivity to SWIFTNet through one leased lines or DSL connection, when using one active VPN box and additionally the Internet as the other channel when using two active VPN boxes, where you have the flexibility to choose which channel you use as prime connectivity. The leased line or DSL connection is provided and managed by one of our four Network Partners.

Who should choose Alliance Connect Silver?

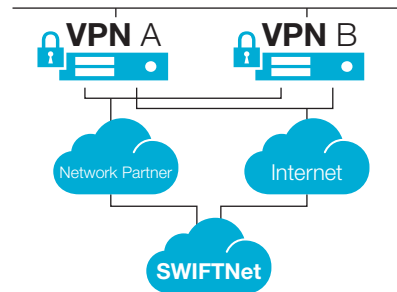
Alliance Connect Silver is the network connectivity option for our medium volume customers, exchanging between 1,000 and 40,000 messages a day. It addresses the needs of customers requiring the strong reliability of a managed and guaranteed line, with a cost effective back-up line using the Internet when using two active VPN boxes.

AC Silver



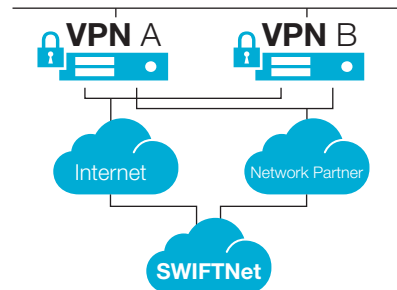
One active VPN box

AC Silver



Two active VPN boxes

AC Silver Plus



Two active VPN boxes

Benefits

When using two active VPN boxes:

- Flexibility to choose which access method to use as prime
- Fully resilient solution

Dedicated service from Network Partner

Cost effective

Scalable

Features

- When using two active VPN boxes:
 - > In addition to the leased line or DSL connection, it uses an Internet-based connectivity
 - > Load sharing feature to optimise bandwidth usage
 - > Cluster of 2 VPN boxes in an active/standby mode providing built-in resiliency
- Network Partner managed connectivity with guaranteed service level
- Proven Internet Protocol Security (IPSec)
- Simple set-up and installation of the VPN boxes cluster

Benefits

Dedicated service from Network Partner(s)

In an effort to offer you maximum choice and flexibility, we have carefully selected a number of Network Partners for you to connect to SWIFTNet. SWIFT Network Partners use state-of-the-art security ensuring highest resilience and lowest risk.

Flexible

Alliance Connect Silver allows you to choose your preferred prime connectivity.

Cost effective

Using a local Internet connection as prime or back-up channel, when using two active VPN boxes, reduces your total network connectivity cost significantly. If you use the Internet as a back-up channel, SWIFT does not charge any additional fee for it.

Scalable

Alliance Connect Silver is scalable. In line with your traffic patterns and your needs, you have the flexibility to increase the bandwidth and further use the Internet as prime channel.

Features

Standard 'Silver' or 'Silver Plus' option

Depending on your traffic pattern, you can decide which access method to use as prime. The 'Silver Plus' option, which always uses two active VPN boxes, is the perfect set-up if you want to use the high bandwidth of the Internet as prime while relying on the solid service level of a Network Partner line as back-up. It is also the best fit if you want to use Internet for your Browse traffic.

Network Partner managed connectivity with guaranteed service level

For one or two active VPN boxes, our Network Partners will provide and install a fully managed router and dedicated access line at your premises. This model offers guaranteed bandwidths and a high service level.

Internet-based connectivity

The Internet provides a low cost and secure channel.

Load sharing feature, when using two active VPN boxes to optimise bandwidth usage

The load sharing option allows you to optimise the bandwidth usage of both lines connecting your infrastructure to SWIFTNet.

The active/standby is the default operating mode. In this mode, all the traffic goes over the primary connection. The back-up connection is only used in case of failure of the main one.

The load sharing option allows you to effectively split your traffic and optimise your bandwidth usage over the both active connections according to your traffic requirements.

Enabling load-sharing does not impact the failover mechanisms. In case of failure of one of the connections, the traffic will automatically be switched over to the remaining line, regardless of any load sharing set-up.

Cluster of 2 VPN boxes in an active/standby mode providing built-in resiliency

Alliance Connect Silver set-up has built-in resiliency in case of failure of one of the VPN boxes, due to the active/standby cluster of VPN boxes. If the primary VPN box fails, then the standby VPN box automatically initiates a failover. After restoration of the primary VPN box, the failed over traffic is automatically restored to the primary VPN.

Cluster of 1 VPN box providing a light solution

Alliance Connect Silver set-up consists of one VPN box and one leased line or DSL connection. To provide resiliency a disaster recovery site is highly recommended. Alternatively, the mandatory spare VPN box should also be always available in case of VPN failure.

Proven IPSec security mechanism

Alliance Connect Silver uses the proven security mechanism that the cluster of VPN box(es) provides to create a secure channel over the SWIFT Network Partner backbones and over the Internet. This channel uses the IPSec technology, which preserves the security of the data that users exchange on such an infrastructure.

Simple set-up and installation of the VPN boxes cluster

The implementation and set up is straightforward: you will be able to install the VPN boxes and set up the secure connection yourself thanks to the Quick Installation Guide – SRX VPN boxes for one or two active VPNs, which are provided with the boxes. Alternatively, you can ask one of our Network Partners, the SWIFT Consulting team or a SWIFT certified partner to do it for you.

What do you need?

One of our four Network Partners will supply and install the leased line or DSL link for which they will charge an additional fee.

If two active VPN boxes, additionally you will need a broadband internet connection to be provided by your preferred internet Service Provider. You can reuse an existing Internet connection. SWIFT provides you with the VPN boxes.

Pricing and ordering

Alliance Connect Silver and Silver Plus pricing consists of a monthly port fee and a VPN box fee.

- For Alliance Connect Silver (1 or 2 active VPNs), the port fee for the primary connection is based on the selected bandwidth. There are no additional charges for the back-up connection.
- For Alliance Connect Silver Plus, the port fee for the primary connection is independent of the country or the speed/throughput of the internet connection. The port fee of the back-up connection is based on the selected bandwidth.

For Alliance Connect Silver, you can order one active VPN box which comes with a mandatory spare VPN box or You can order two active VPN boxes which come with a mandatory spare VPN box.

For Alliance Connect Silver Plus, you can only order two active VPN boxes which come with a mandatory spare VPN box.

Model	One-time fee	Monthly fee
Set or 3 VPN boxes + shipment	5,000 USD	83.33 USD
Set or 2 VPN boxes + shipment	3,400 USD	56.67 USD

About

For more information, contact your SWIFT account managers or visit www.swift.com.

Ready to order?

Go to swift.com > Ordering > Order products and services or contact your SWIFT account manager.

VPN Installation assistance

The following entities can assist you getting connected to SWIFTNet:

SWIFT consulting team

Our expert SWIFT Consultants can help you with the installation of the VPN boxes.

To find out more about our SWIFT consulting team, swift.com > Our Solutions > Services > Consulting.

SWIFT Network Partners

SWIFT has four Network Partners to connect our customers to SWIFTNet. They will look after the installation of the leased lines and associated routers.

Additionally, they may also help you to install the VPN boxes.

SWIFT certified partners

You may instead choose a SWIFT certified partner to help you with the VPN boxes installation.

To find out more about the SWIFT partner programme, the list of our Network Partners and certified partners, see swift.com > Solutions > Partner programme.

Additional information is available on swift.com, the Products community on swiftcommunity.net or through your SWIFT account manager.

For further details about the usage of Alliance Connect Gold, see swift.com > Support > Documentation.