



# A guide to visuals in Traffic Analytics


## *Trade Finance dashboard – my entities*

Business Intelligence solutions, Watch team

June 2017

# Trade Finance Dashboard

- ✓ Use these dashboards to monitor your message flows, understand your worldwide coverage, and track your activity share in each country.
- ✓ With future releases and enhancements to existing dashboards, you will be even better equipped to optimize business strategy and manage correspondent bank relationships.



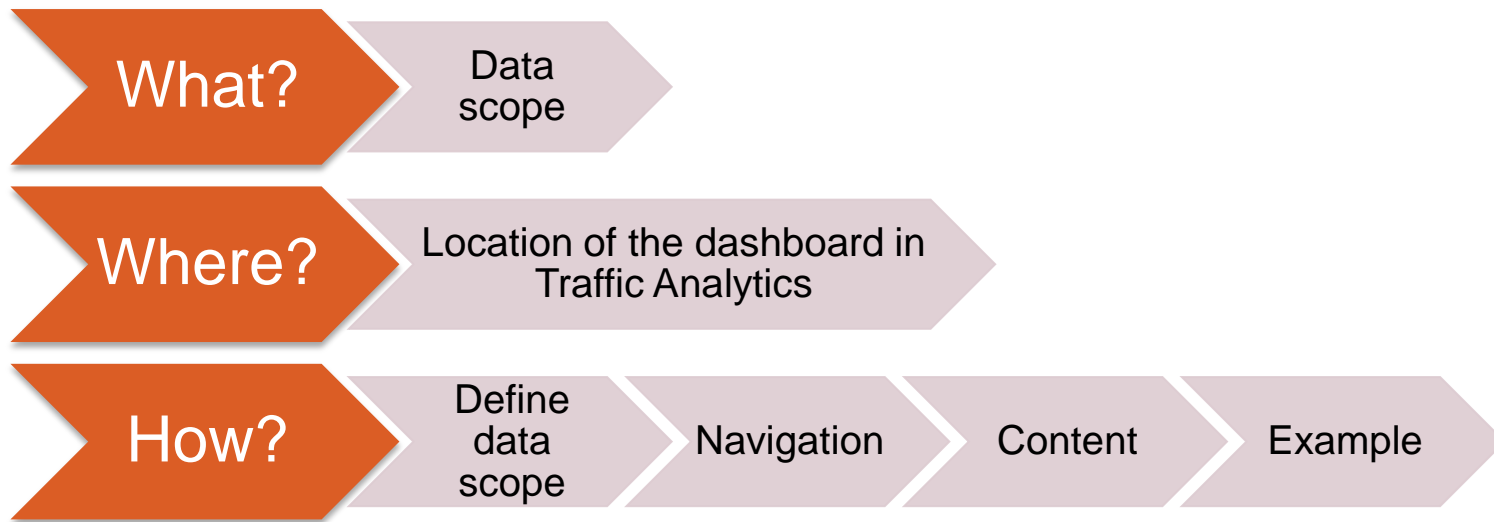
**Dynamic and  
Easy to use**

**Business Focus** State of the art  
visuals  
Filtering and Calculations

**Immediate  
Insights**



# Trade Finance Dashboard





# What?

## Trade Finance Dashboard

### Data scope:

- MT400 and MT700
- Live and delivered messages
- Sent and received

### What do I get from this dashboard?

- My traffic
- Total SWIFT
- SWIFT Activity Share





# Where?

## Locating the dashboard

**SWIFT Watch Analytics** Shared folder Documentation About us Contact Us Sep 2016

**Data playground (Wizards)**  
Customize and query data according to your requirements

**Data visualisation**  
Pre-defined visual dashboards

- Traffic Analytics**
  - > FIN Traffic
  - > FileAct Traffic
  - > InterAct Traffic
- Banking Analytics**
  - > FIN Value
  - > FIN FX Value
- Banking Analytics Premium**
  - > Payments
  - > Trade Finance
  - > Treasury
  - > Rankings
- Payments**  
Focus on MT103s and MT202s allowing you to analyse and benchmark your payment traffic.  
**Launch**
- Trade Finance**  
Focus on MT700s and MT400s allowing you to analyse and benchmark your trade finance traffic.  
**Launch**
- Rankings**  
This dashboard looks at your rankings on SWIFT, per market, and per message type.  
**Launch**

Quick links

- > Go back to folder view
- > Billing Analytics
- > Message Cost Analytics

**SWIFT Watch Analytics** Shared folder Documentation About us Contact Us Sep 2016

**Overview of Trade Finance**

- My Entities** (highlighted)
- My Counterparty Countries
- My Counterparty Groups

**Enriched analysis**

- Import L/C Confirmation
- Export L/C Confirmation

**Executive reports**

- Understand your business globally (Coming soon)
- Identify new business opportunities (Coming soon)
- Improve efficiency and reduce cost (Coming soon)

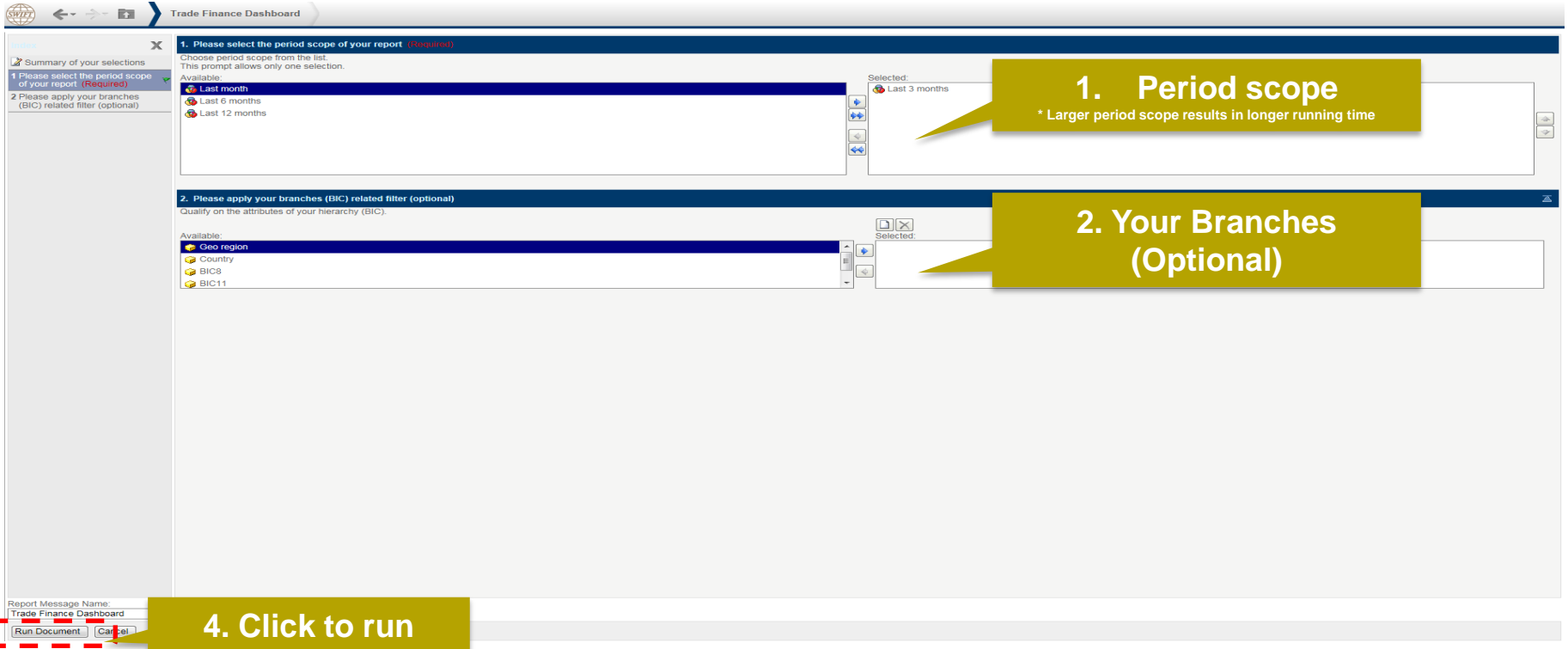
Quick links

- > Watch Analytics homepage
- > Payments dashboards
- > Ranking dashboards



# How?

## Defining data scope



The screenshot shows the 'Trade Finance Dashboard' configuration window. It is divided into several sections:

- Summary of your selections:**
  - 1 Please select the period scope of your report (Required)
  - 2 Please apply your branches (BIC) related filter (optional)
- 1. Please select the period scope of your report (Required):**

Choose period scope from the list. This prompt allows only one selection.

Available: Last month, Last 6 months, Last 12 months

Selected: Last 3 months

**1. Period scope**  
\* Larger period scope results in longer running time
- 2. Please apply your branches (BIC) related filter (optional):**

Qualify on the attributes of your hierarchy (BIC).

Available: Geo region, Country, BIC8, BIC11

Selected: (empty)

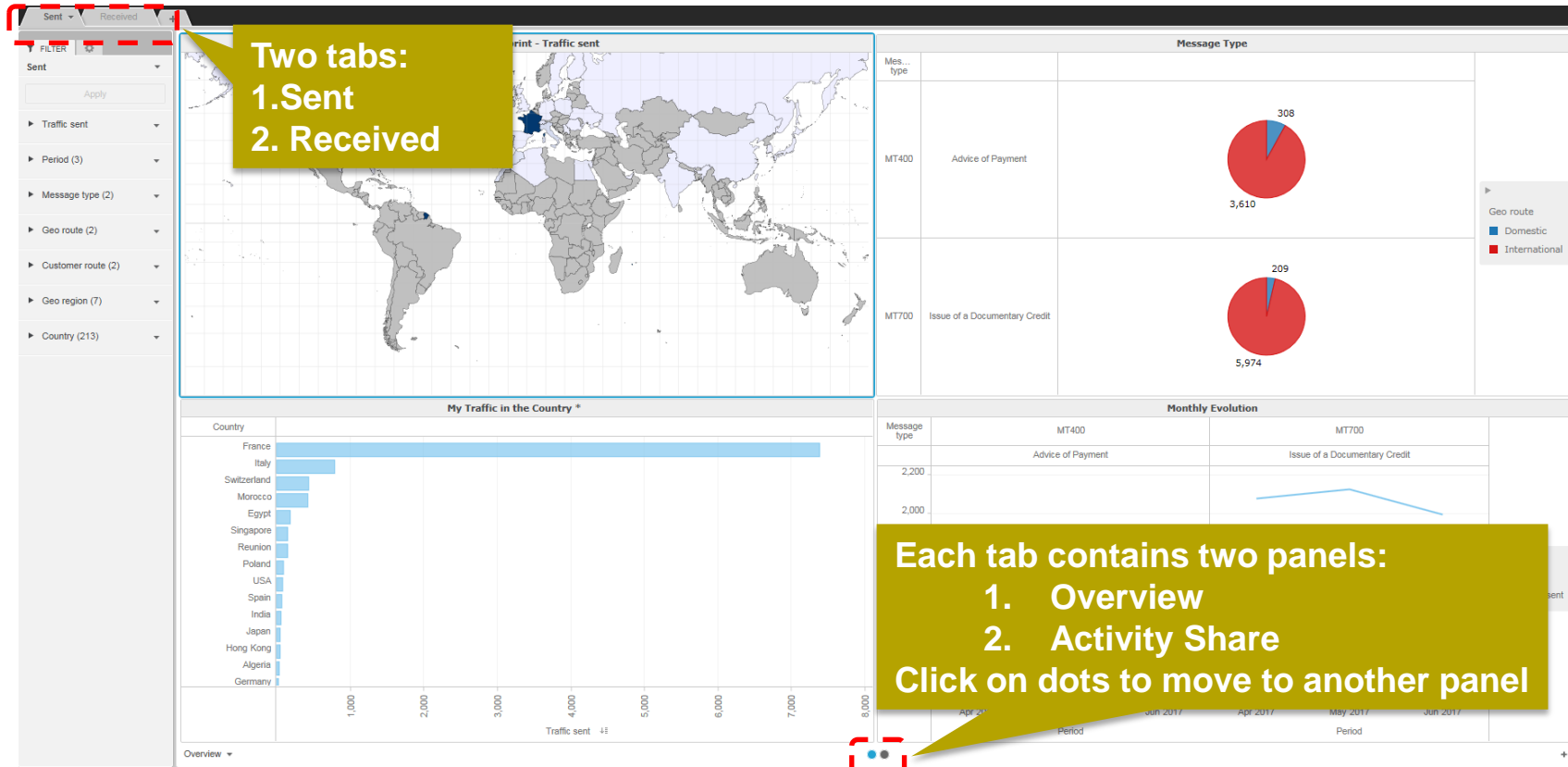
**2. Your Branches (Optional)**
- 4. Click to run:**

Report Message Name: Trade Finance Dashboard

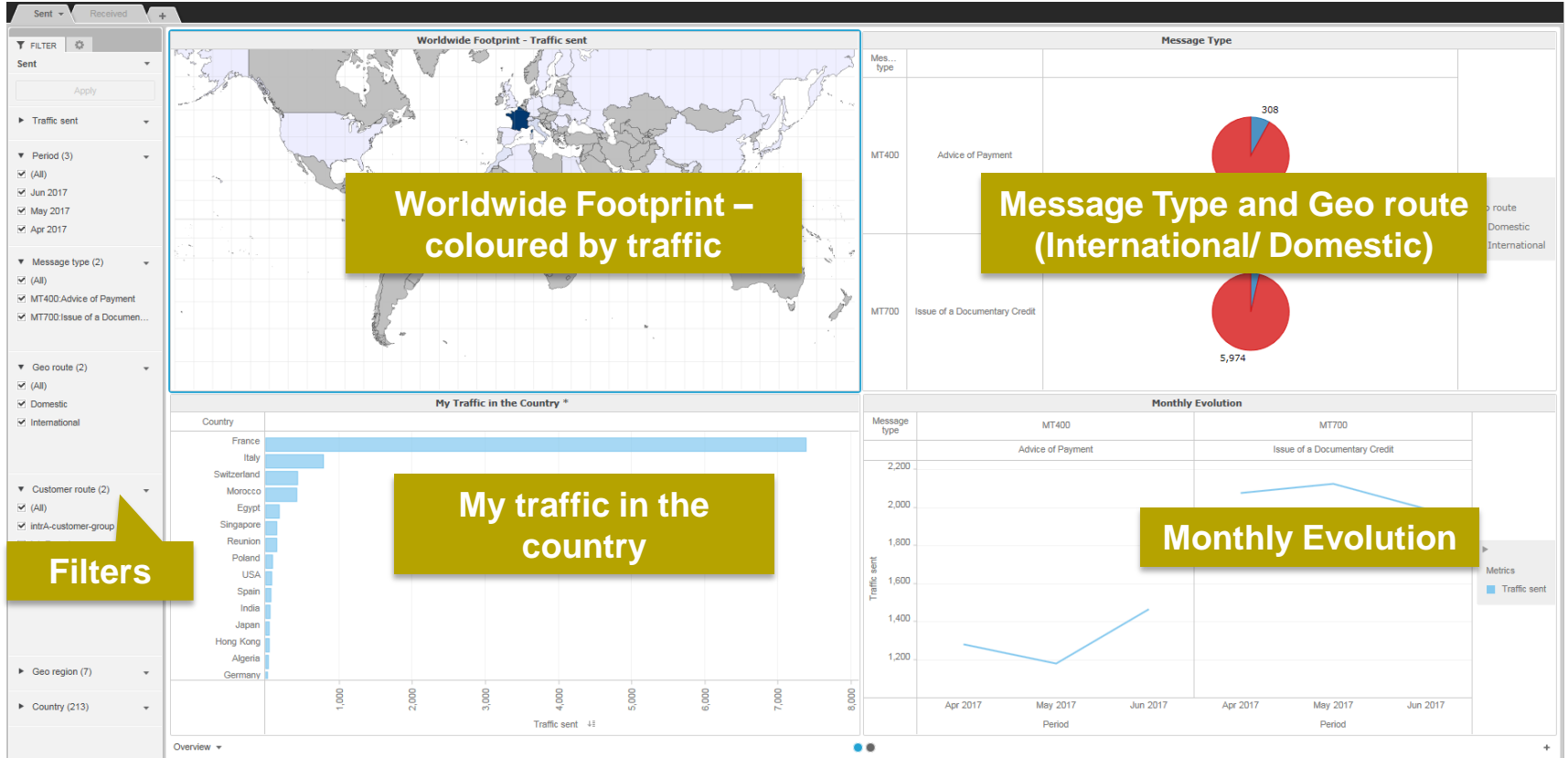
Buttons: Run Document, Cancel

# How?

## Navigating in the dashboard

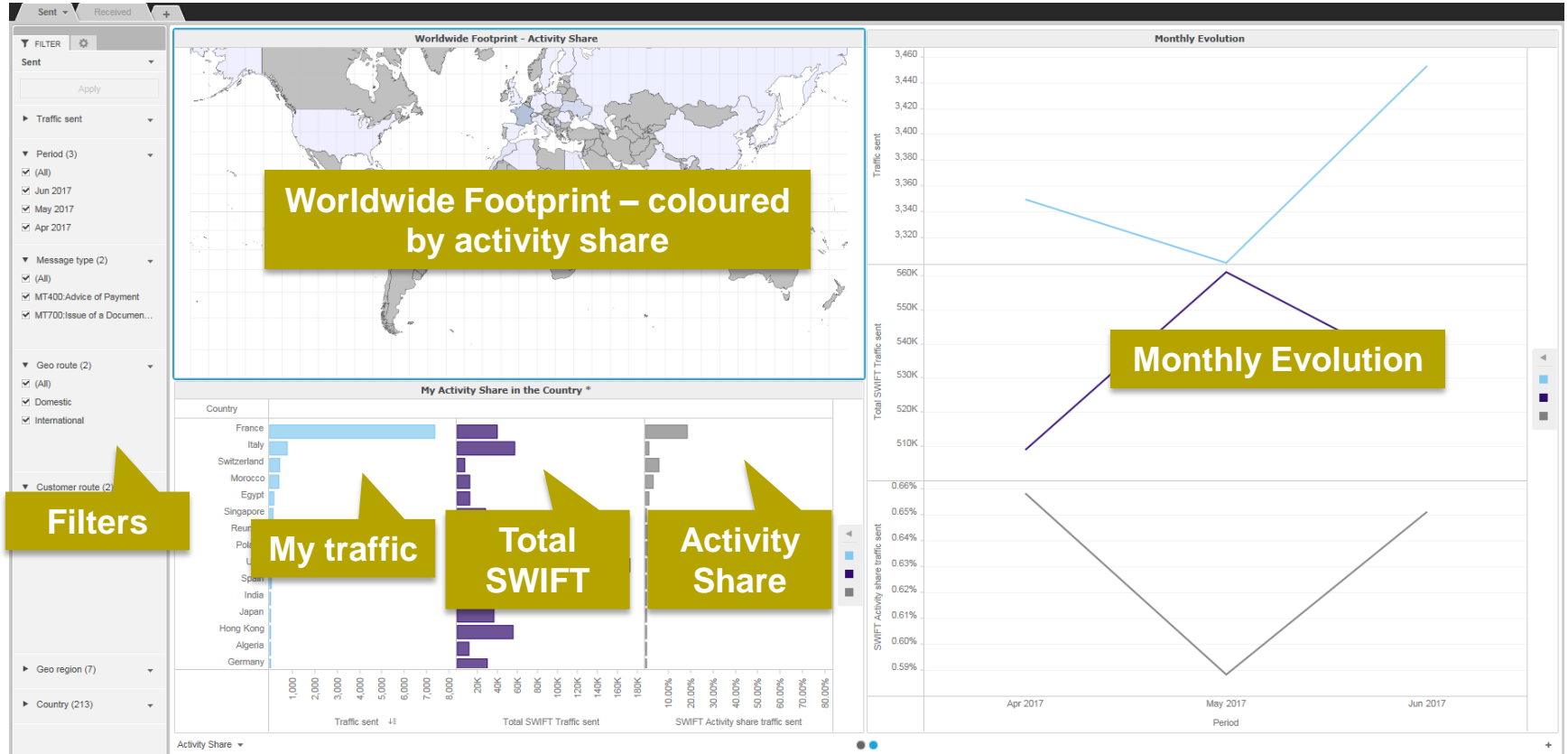


# 1st Panel: Overview





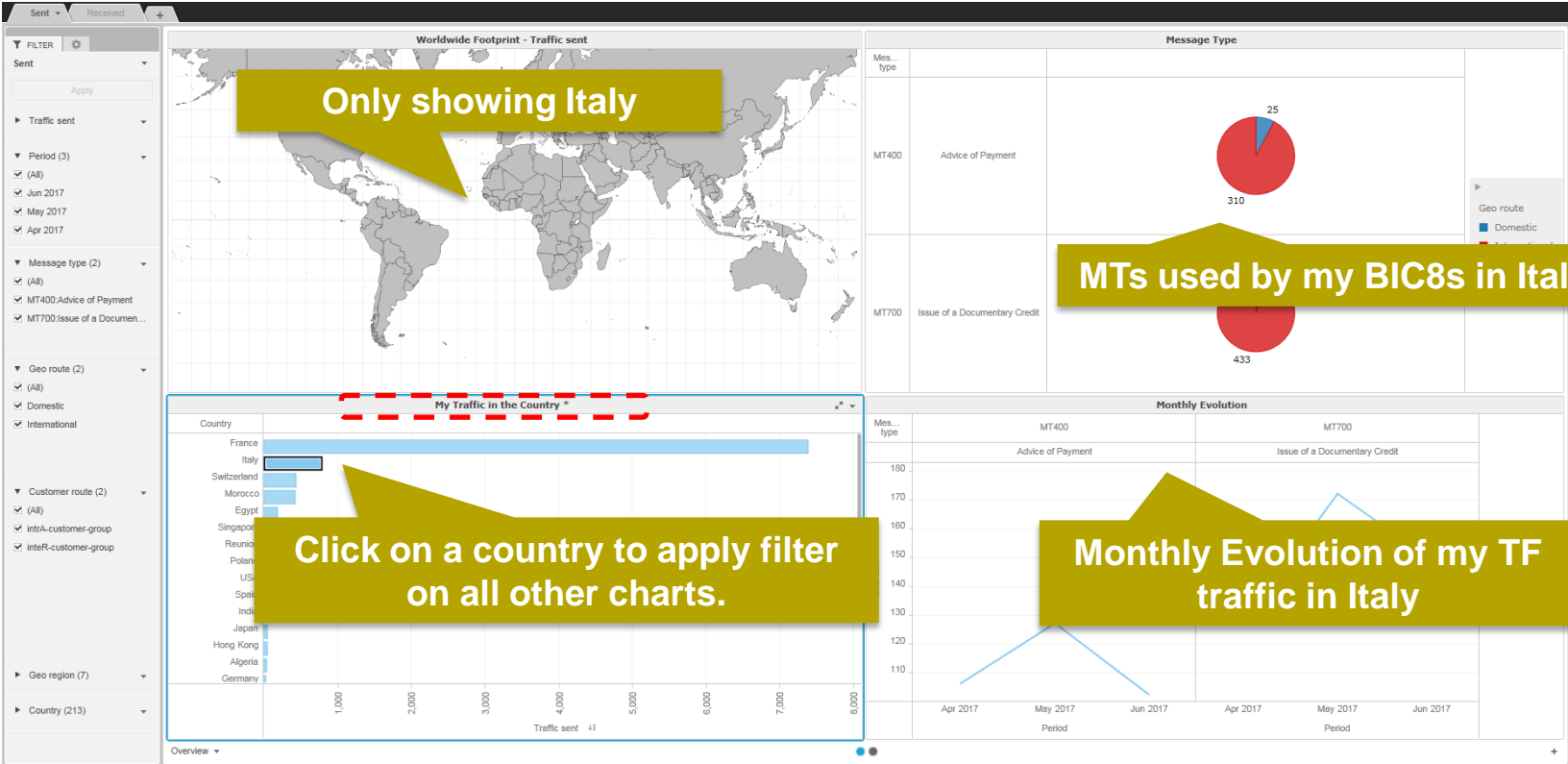
# 2nd Panel : Activity Share



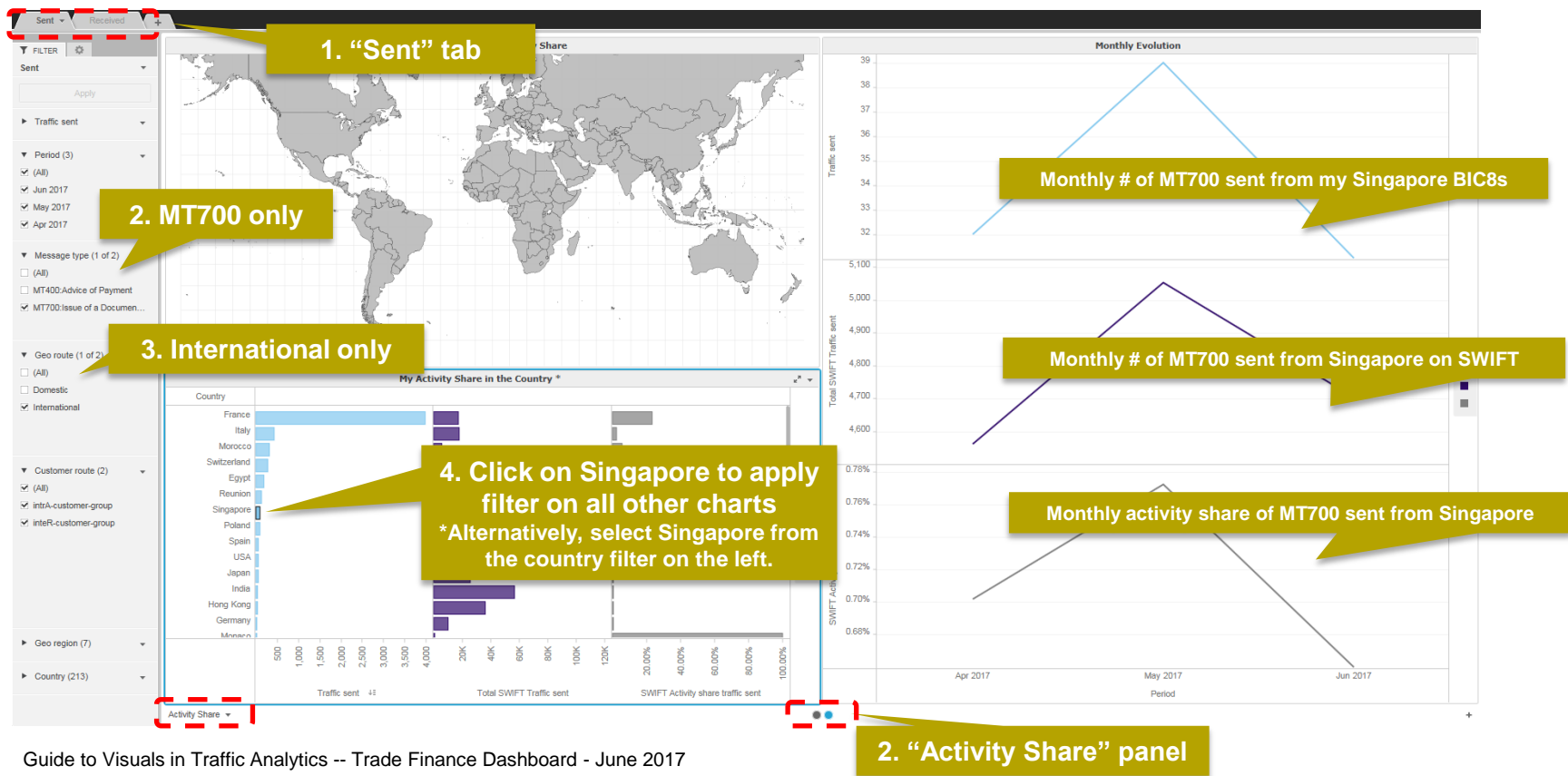
# How?

## Interactive charts

Interactive chart is indicated by (\*) in the chart title.



# Example: What is my activity share of international MT700 sent from Singapore?



# Find out more about Watch here



Learn more on our e-training platform: [SWIFT Smart](#)

Access to this module is only available for swift.com registered users.  
**Dedicated e-trainings on Watch Products available**



[Customer Support](#)



[Business Intelligence](#)  
[Transaction Banking](#)



[SWIFT Business Intelligence](#)

[Watch documentation](#)



Documentation available on the [Watch platform](#)



Provide us your feedback at [watch@swift.com](mailto:watch@swift.com)



[www.swift.com](http://www.swift.com)