



# A guide to visuals in Banking Analytics


## *Trade Finance dashboard – my entities*

Business Intelligence solutions, Watch team

June 2017

# Trade Finance Dashboard – My Entities

- ✓ Use these dashboards to monitor your message flows, understand your worldwide coverage, and track your activity share in each country.
- ✓ With future releases and enhancements to existing dashboards, you will be even better equipped to optimize business strategy and manage correspondent bank relationships.



Dynamic and  
Easy to use

**Business  
Focus**

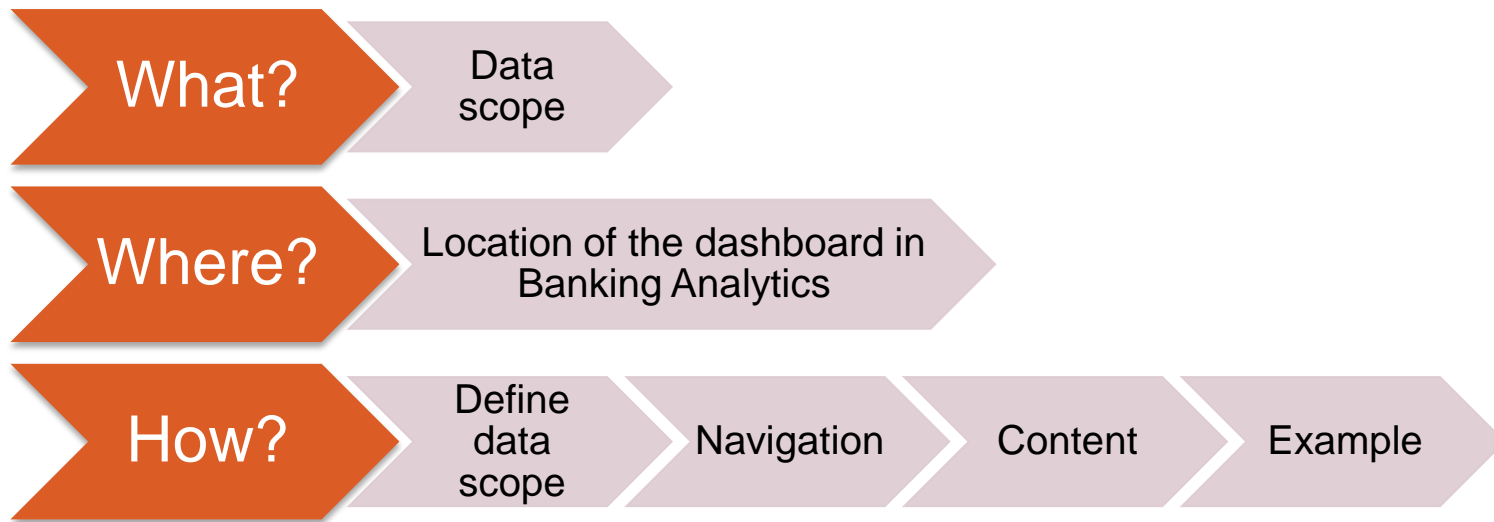
State of the art  
visuals

Filtering and Calculations

Immediate  
Insights



# Trade Finance Dashboard



### Data scope:

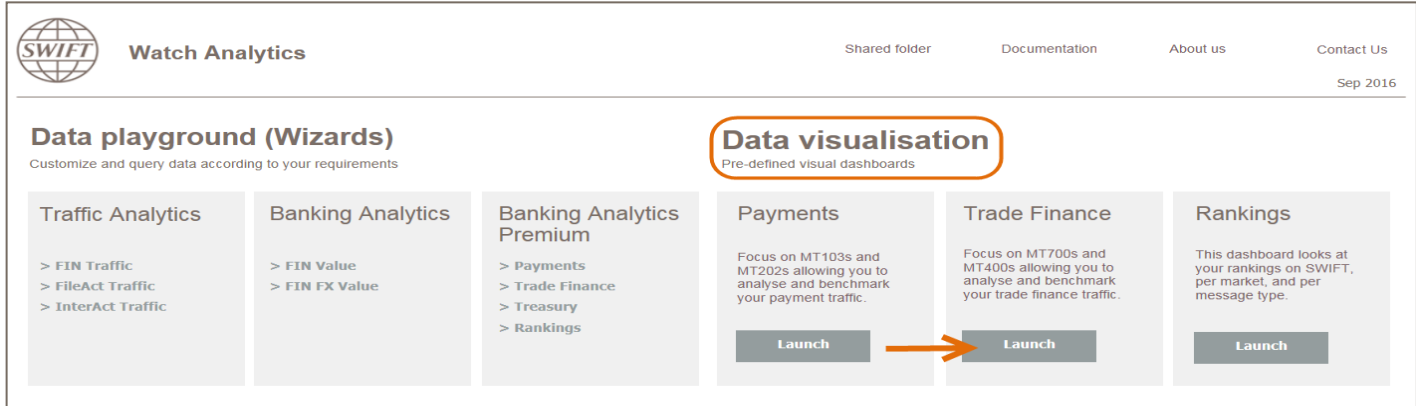
- MT400 and MT700
- Live and delivered messages
- Sent and received

### What do I get from this dashboard?

- My traffic
- Total SWIFT
- SWIFT Activity Share

# Where?

## Locating the dashboard



**Watch Analytics** Shared folder Documentation About us Contact Us Sep 2016

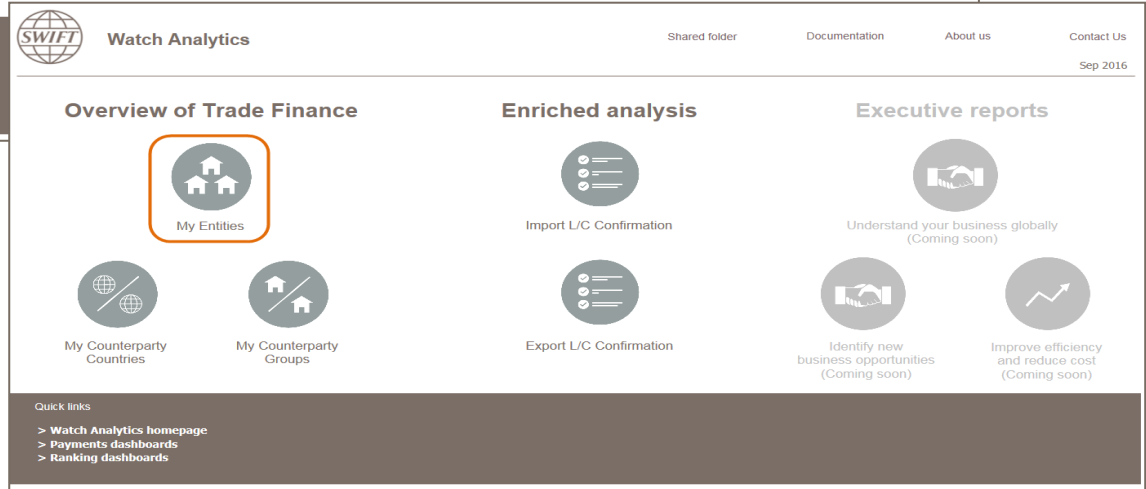
**Data playground (Wizards)**  
Customize and query data according to your requirements

**Data visualisation**  
Pre-defined visual dashboards

- Traffic Analytics**
  - > FIN Traffic
  - > FileAct Traffic
  - > InterAct Traffic
- Banking Analytics**
  - > FIN Value
  - > FIN FX Value
- Banking Analytics Premium**
  - > Payments
  - > Trade Finance
  - > Treasury
  - > Rankings
- Payments**  
Focus on MT103s and MT202s allowing you to analyse and benchmark your payment traffic. **Launch**
- Trade Finance**  
Focus on MT700s and MT400s allowing you to analyse and benchmark your trade finance traffic. **Launch**
- Rankings**  
This dashboard looks at your rankings on SWIFT, per market, and per message type. **Launch**

**Quick links**

- > Go back to folder view
- > Billing Analytics
- > Message Cost Analytics



**Watch Analytics** Shared folder Documentation About us Contact Us Sep 2016

**Overview of Trade Finance**

- My Entities** (highlighted)
- My Counterparty Countries
- My Counterparty Groups

**Enriched analysis**

- Import L/C Confirmation
- Export L/C Confirmation

**Executive reports**


- Understand your business globally (Coming soon)
- Identify new business opportunities (Coming soon)
- Improve efficiency and reduce cost (Coming soon)

**Quick links**

- > Watch Analytics homepage
- > Payments dashboards
- > Ranking dashboards

# How?

## Defining data scope


Trade Finance Dashboard

**Summary of your selections**

1 Please select the period scope of your report (Required)

2 Please apply your branches (BIC) related filter (optional)

3 Please select the currency to be used for the amount metrics (USD is the base currency) (Required)

**1. Please select the period scope of your report (Required)**

Choose period scope from the list.  
This prompt allows only one selection.

Available:

- Last month
- Last 6 months
- Last 12 months

Selected:

Last 3 months

**2. Please apply your branches (BIC) related filter (optional)**

Qualify on the attributes of your hierarchy (BIC).

Available:

- Geo region
- Country
- BIC8
- BIC11

Selected:

[Empty]

**3. Please select the currency to be used for the amount metrics (USD is the base currency) (Required)**

Choose a currency from the list.  
This prompt allows only one selection.

Search for:   Match case

Available:

- ADF
- ADP
- AED
- AFN
- ALL
- AMD
- ANG
- AOA

Selected:

USD

Report Message Name:  
Trade Finance Dashboard

**4. Click to run**

**1. Period scope**  
\* Larger period scope results in longer running time

**2. Branches related (Optional)**

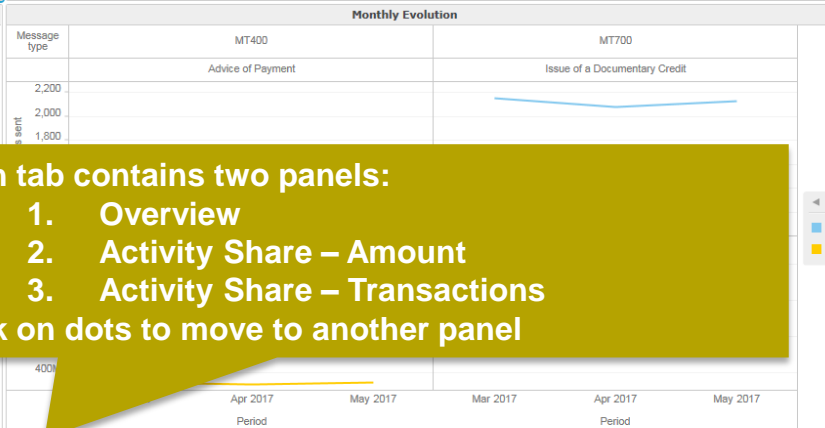
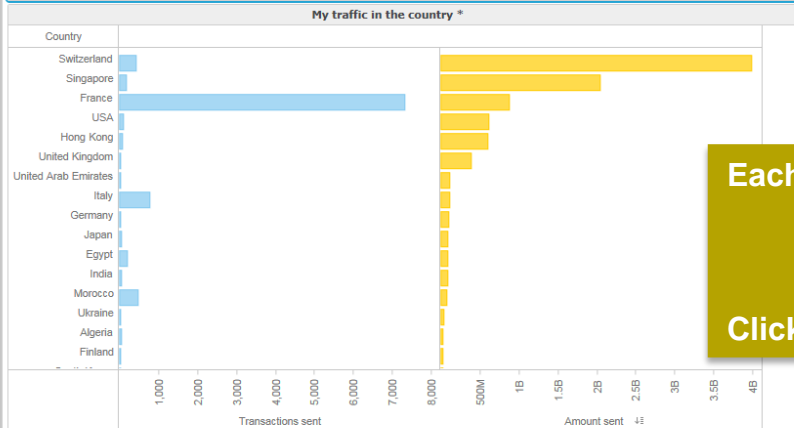
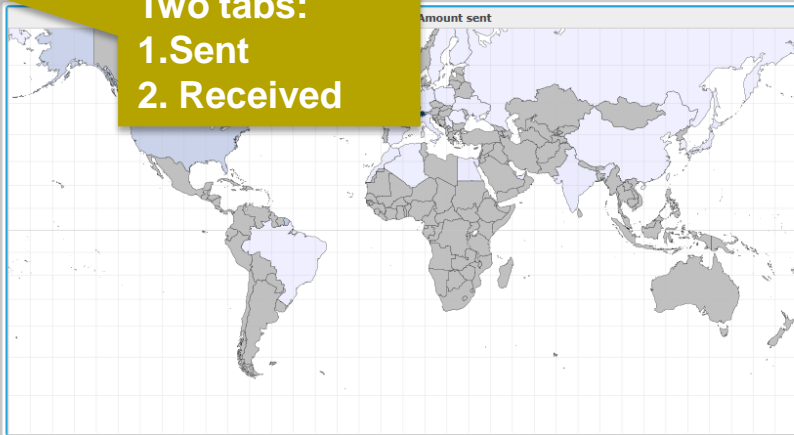
**3. Currency conversion**

**4. Click to run**

# How?

## Navigating in the dashboard

Two tabs:  
1. Sent  
2. Received

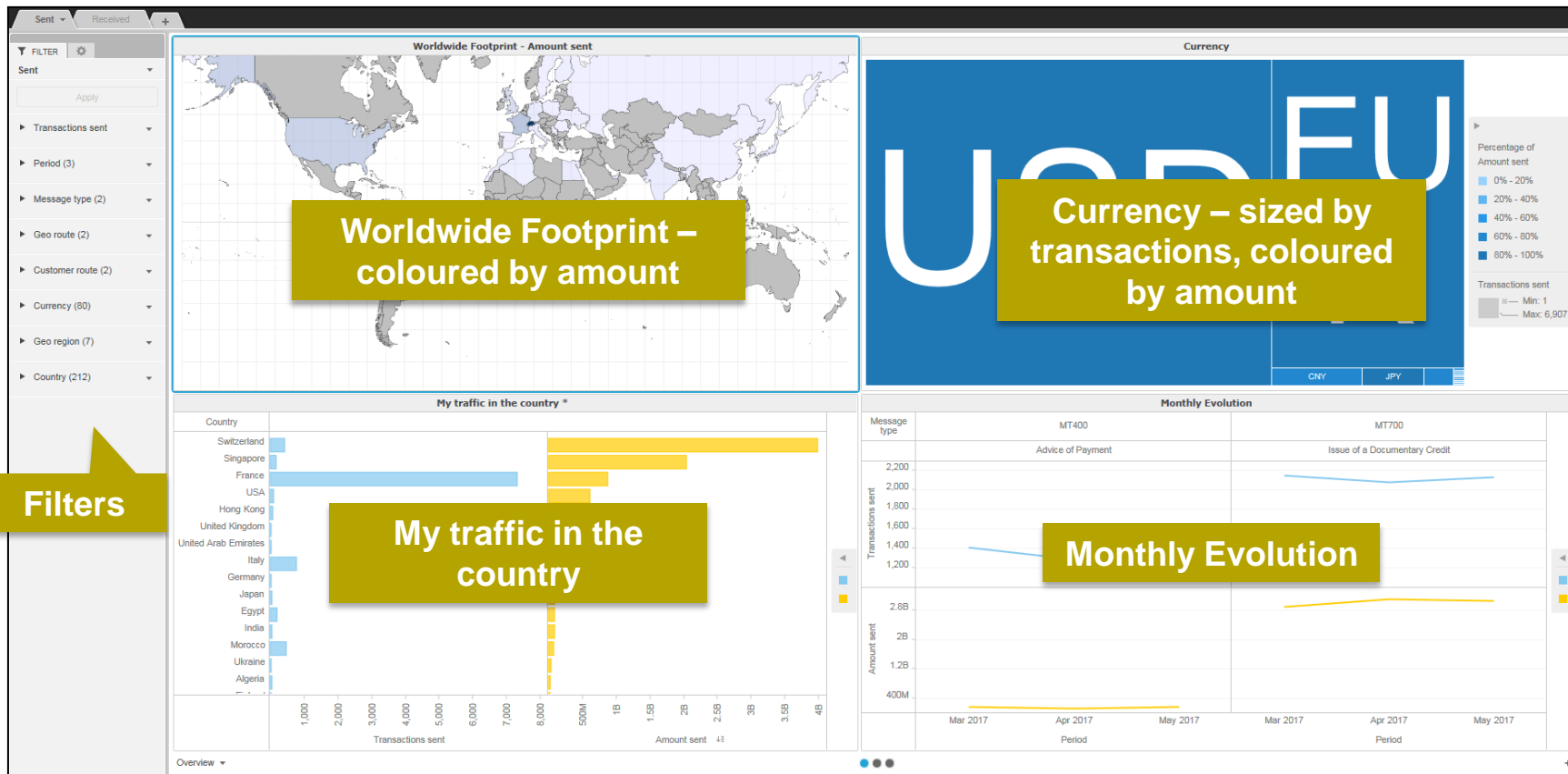


Each tab contains two panels:

1. Overview
2. Activity Share – Amount
3. Activity Share – Transactions

Click on dots to move to another panel

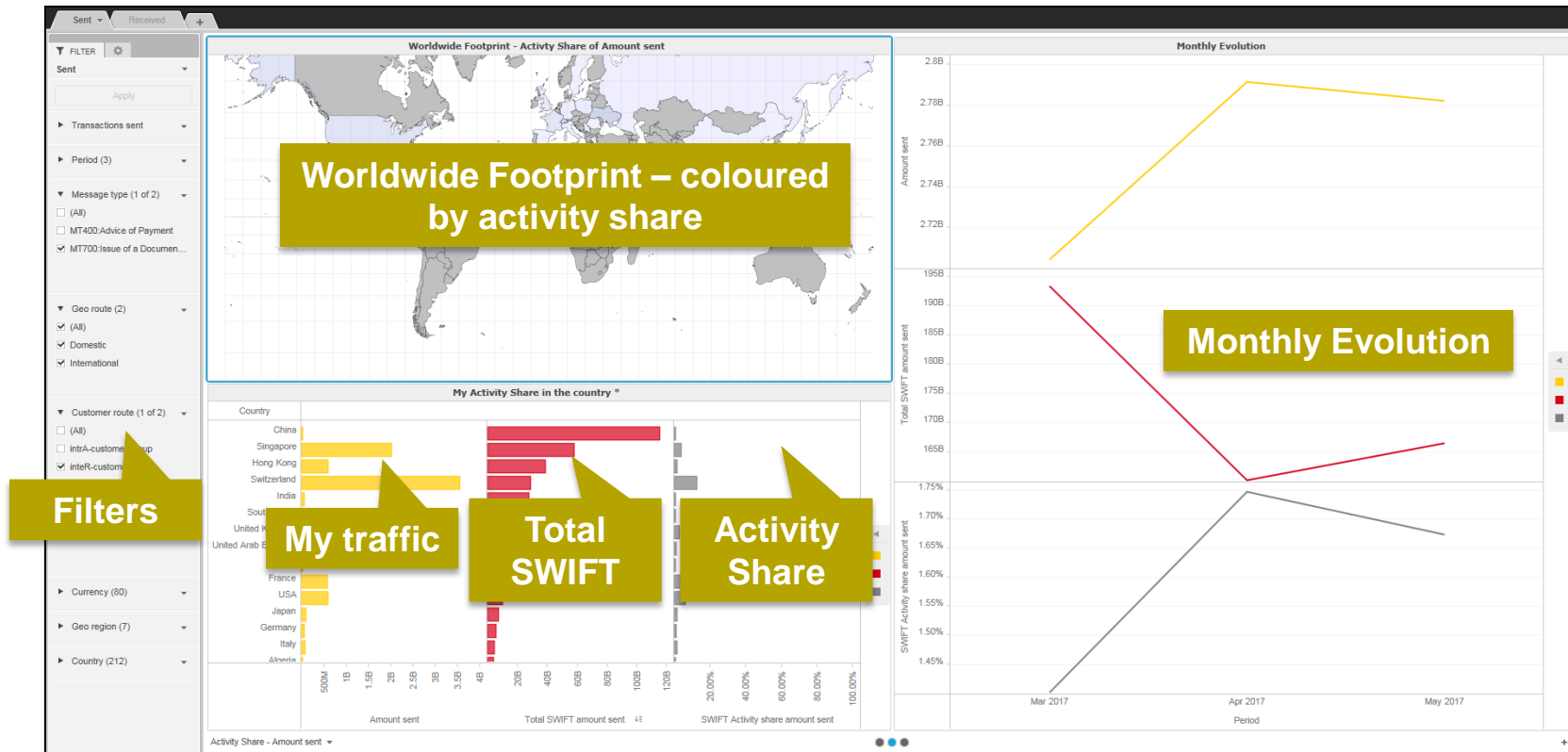
# 1st Panel: Overview





# 2<sup>nd</sup> Panel : Activity Share – Amount

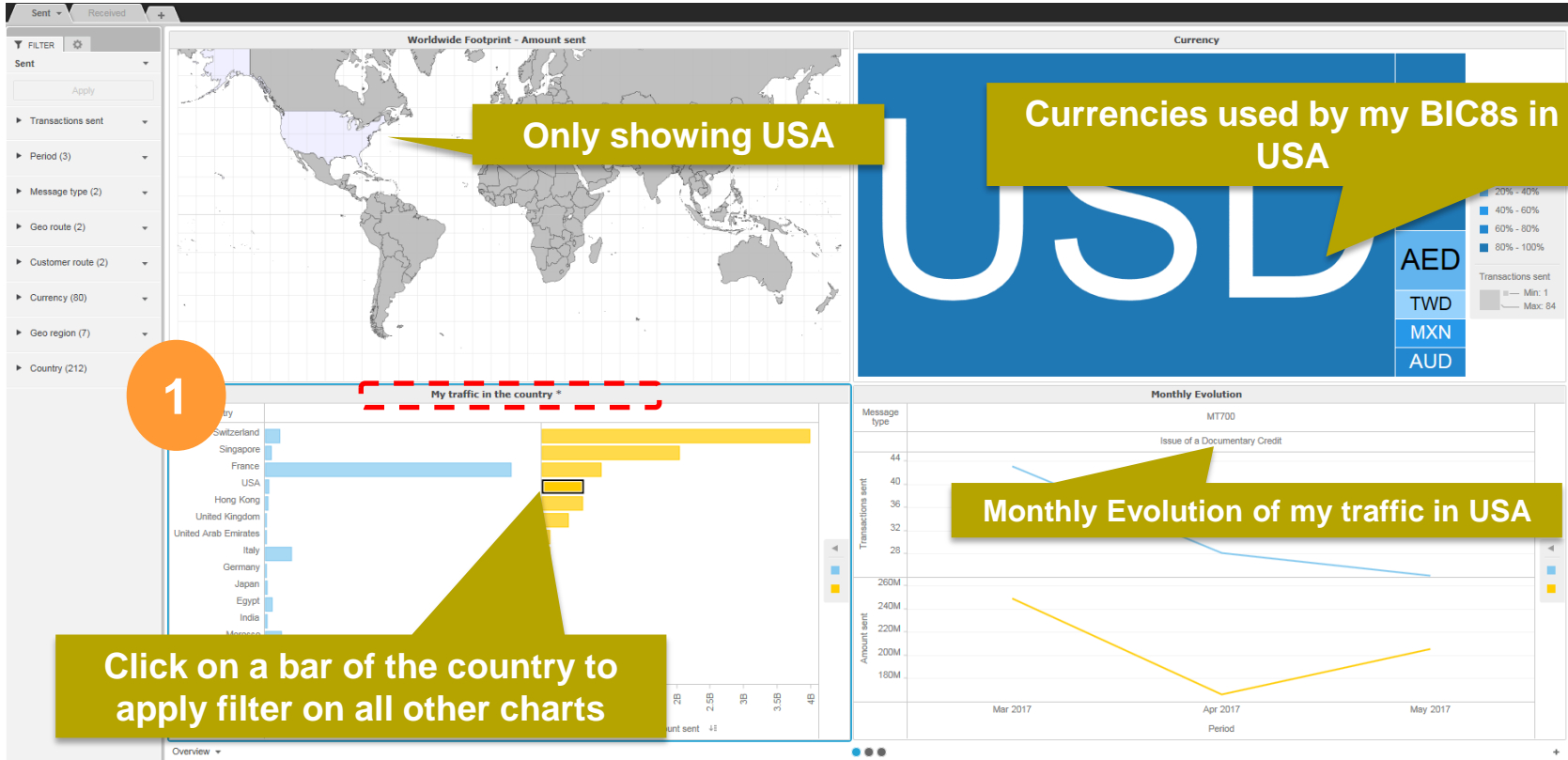
## 3<sup>rd</sup> Panel : Activity Share - Transactions



# How?

## Interactive charts

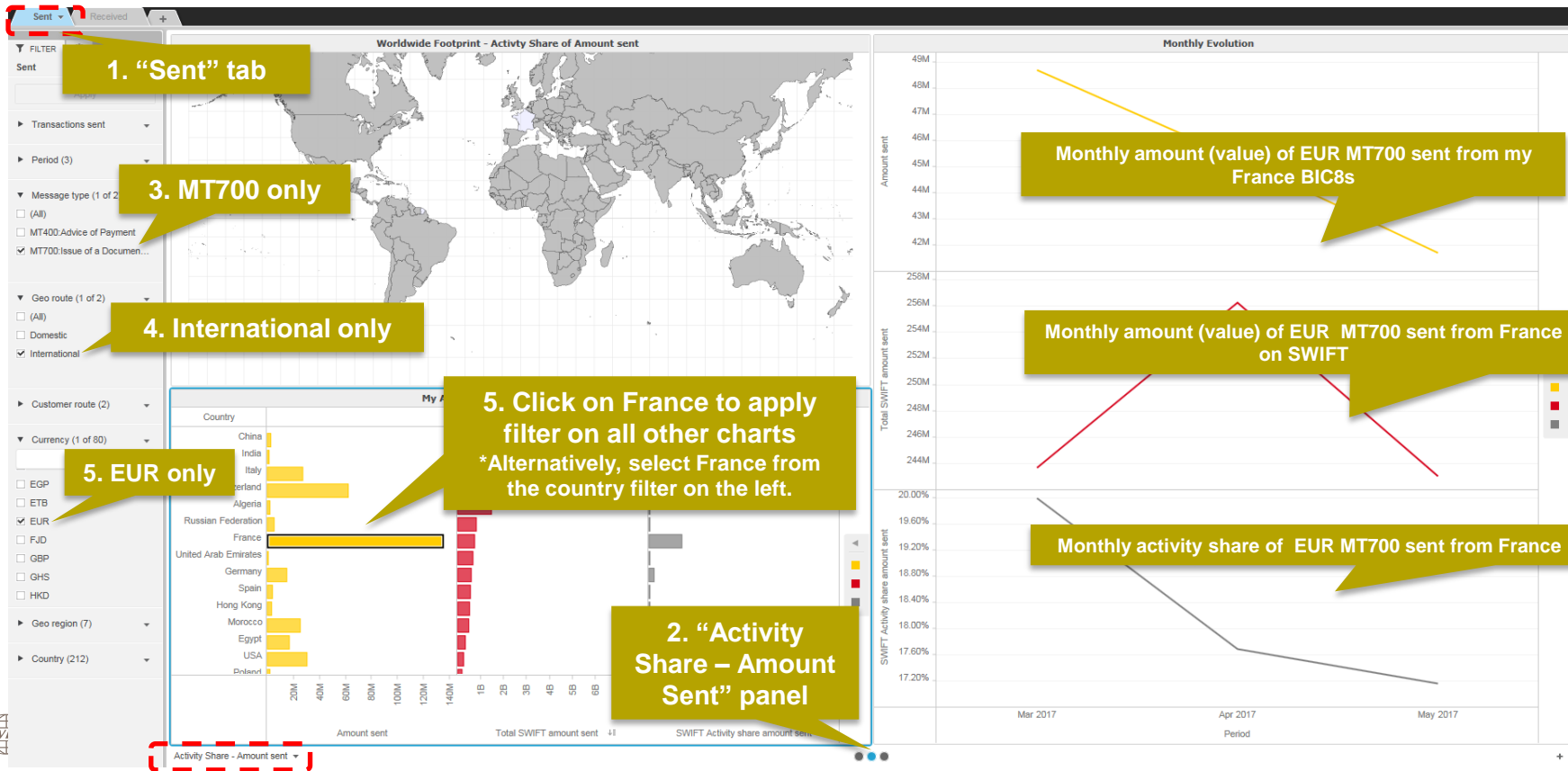
Interactive chart is indicated by (\*) in the chart title.



1



# Example: What is my activity share of international EUR MT700 sent from France?



# Find out more about Watch here



Learn more on our e-training platform: [SWIFT Smart](#)

Access to this module is only available for swift.com registered users.  
**Dedicated e-trainings on Watch Products available**



[Customer Support](#)



[Business Intelligence](#)  
[Transaction Banking](#)



[SWIFT Business Intelligence](#)

[Watch documentation](#)



Documentation available on the [Watch platform](#)



Provide us your feedback at [watch@swift.com](mailto:watch@swift.com)



[www.swift.com](http://www.swift.com)