




SWIFT IN FIGURES

July 2019 YTD



Key Highlights

July 2019 YTD

SWIFTNet FIN

4,848,489,654

Total FIN Messages (July 2019 YTD)

36,336,712

FIN Messages Peak Day on 28 February 2019

33,129,413

Average FIN Messages (July 2019 YTD)

32,568,198

Average FIN Messages (July 2019)

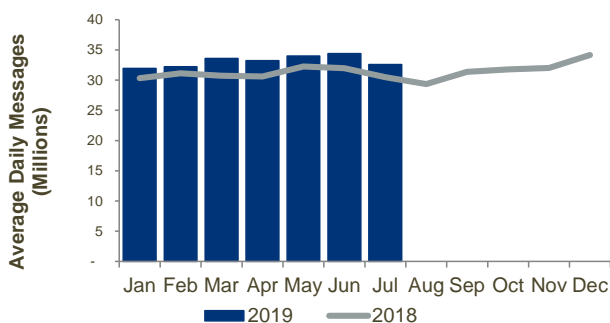
6.6%

FIN Growth (July 2019 YTD)

SWIFTNET FIN Customer Base July 2019

Live countries	> 200
Live members	2,407
Live sub-members	3,227
Live participants	5,760
Total live users	11,394

SWIFTNet FIN Traffic by Month



SWIFTNet InterAct

1,453,802,028

Total InterAct Messages (July 2019 YTD)

9,933,734

Average InterAct Messages (July 2019 YTD)

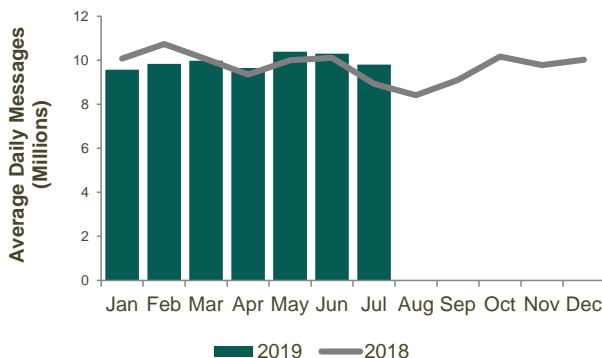
9,808,362

Average InterAct Messages (July 2019)

0.5%

InterAct Growth (July 2019 YTD)

SWIFTNet InterAct Traffic by Month



SWIFTNet FileAct

3,207,491,668

Total FileAct Kchar (July 2019 YTD)

21,916,581

Average FileAct KChar (July 2019 YTD)

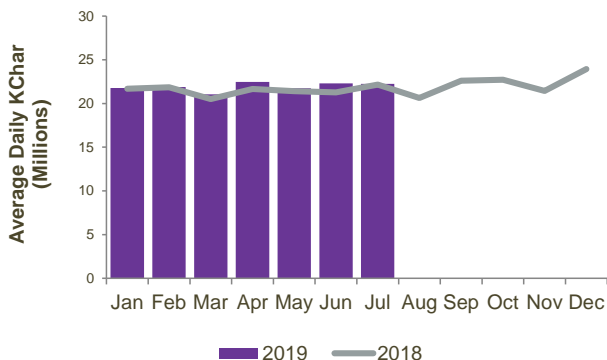
22,235,426

Average FileAct KChar (July 2019)

1.9%

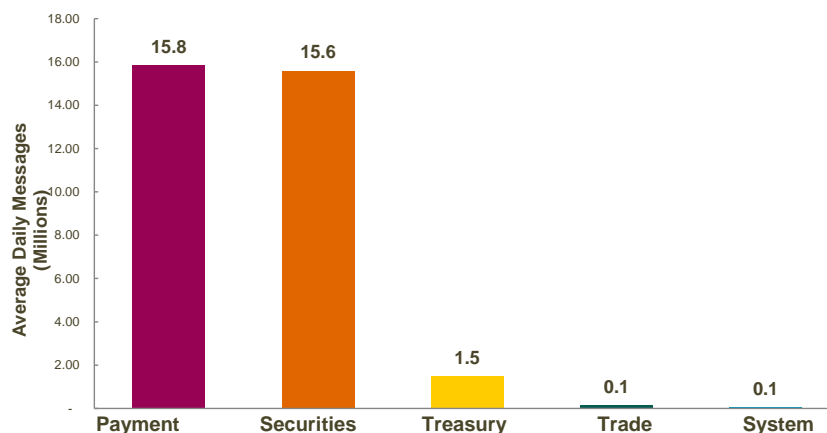
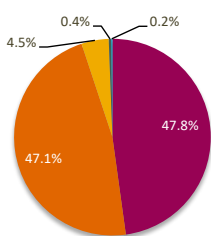
FileAct Growth (July 2019 YTD)

SWIFTNet FileAct Traffic by Month



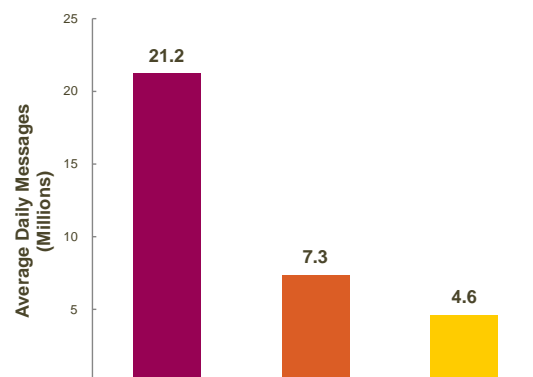
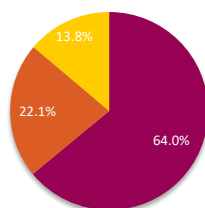
SWIFTNet FIN

Distribution by Market



	Payment	Securities	Treasury	Trade	System	Grand Total
Total Messages	2,318,354,594	2,283,396,996	217,396,889	19,765,408	9,575,767	4,848,489,654
YTD Average Daily Messages	15,841,166	15,602,303	1,485,459	135,056	65,431	33,129,413
Weight	47.8%	47.1%	4.5%	0.4%	0.2%	100.0%
YTD Growth (*)	4.8%	8.5%	9.4%	-9.6%	-2.9%	6.6%
Contribution to Growth (*)	35.1%	59.5%	6.2%	-0.7%	-0.1%	100.0%

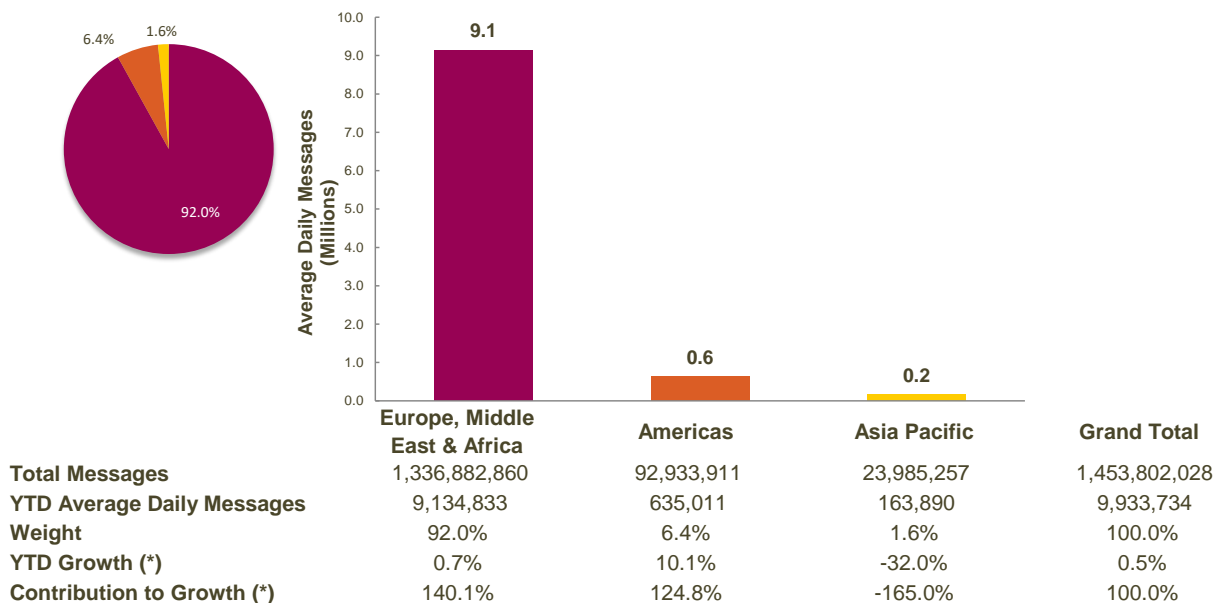
Distribution by Region



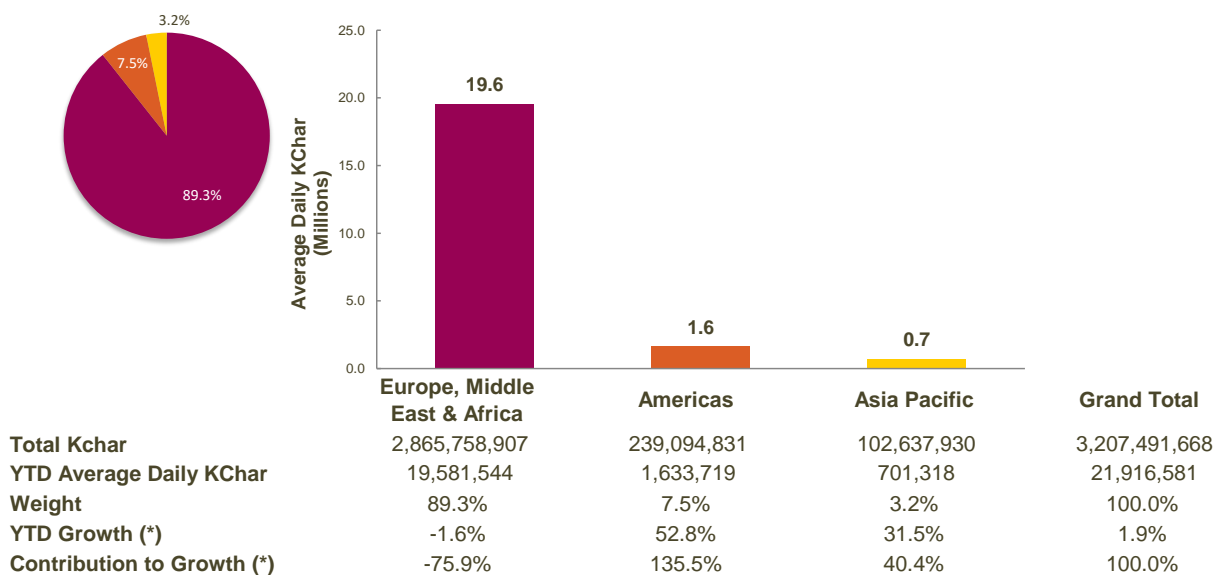
	Europe, Middle East & Africa	Americas	Asia Pacific	Grand Total
Total Messages	3,103,956,640	1,073,660,090	670,872,924	4,848,489,654
YTD Average Daily Messages	21,209,133	7,336,249	4,584,031	33,129,413
Weight	64.0%	22.1%	13.8%	100.0%
YTD Growth (*)	5.9%	9.5%	5.4%	6.6%
Contribution to Growth (*)	57.6%	30.9%	11.5%	100.0%

(*) Growth adjusted to business days (146.35 in 2019 vs 146.15 in 2018)

SWIFTNet InterAct



SWIFTNet FileAct



(*) Growth adjusted to business days (146.35 in 2019 vs 146.15 in 2018)

