




## **SWIFT IN FIGURES**

November 2019 YTD



**Key Highlights**  
November 2019 YTD

**SWIFTNet FIN**

**7,745,755,470**

Total FIN Messages (November 2019 YTD)

**36,728,165**

FIN Messages Peak Day on 31 October 2019

**33,386,877**

Average FIN Messages (November 2019 YTD)

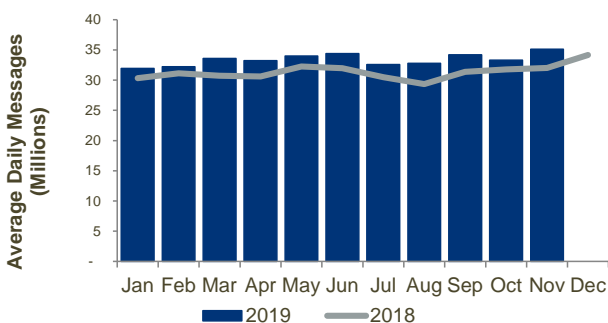
**35,134,467**

Average FIN Messages (November 2019)

**7.4%**

FIN Growth (November 2019 YTD)

**SWIFTNet FIN Traffic by Month**



**SWIFTNET FIN Customer Base November 2019**

Live countries	> 200
Live members	2,400
Live sub-members	3,210
Live participants	5,876
<b>Total live users</b>	<b>11,486</b>

**SWIFTNet InterAct**

**2,306,522,312**

Total InterAct Messages (November 2019 YTD)

**9,941,907**

Average InterAct Messages (November 2019 YTD)

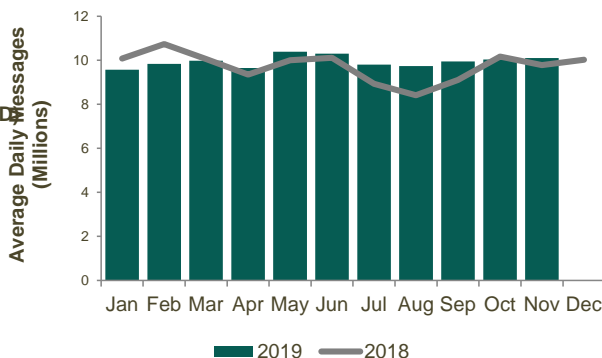
**10,105,178**

Average InterAct Messages (November 2019)

**2.6%**

InterAct Growth (November 2019 YTD)

**SWIFTNet InterAct Traffic by Month**



**SWIFTNet FileAct**

**5,068,066,243**

Total FileAct Kchar (November 2019 YTD)

**21,845,113**

Average FileAct KChar (November 2019 YTD)

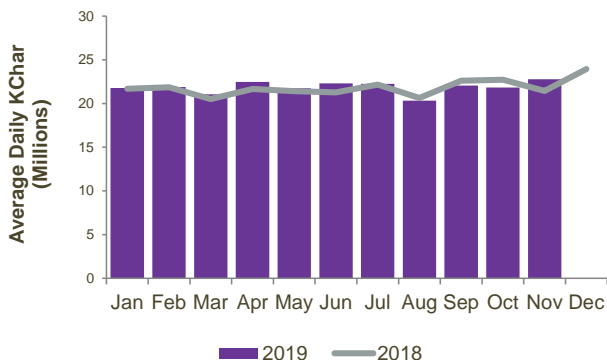
**22,768,450**

Average FileAct KChar (November 2019)

**1.0%**

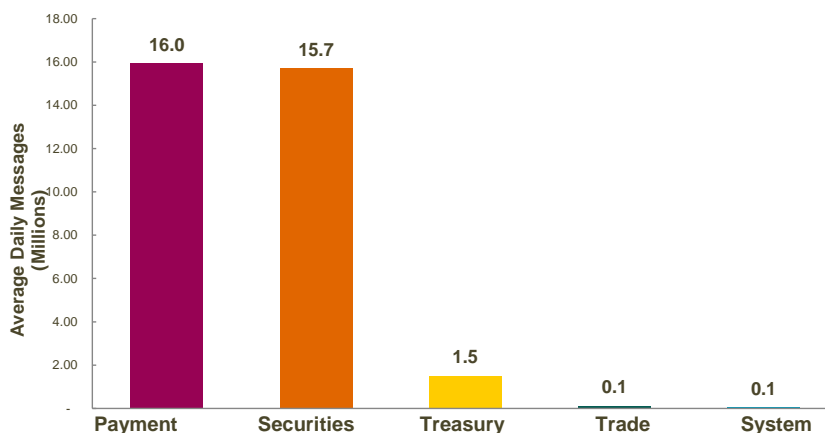
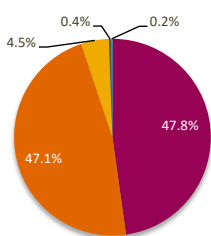
FileAct Growth (November 2019 YTD)

**SWIFTNet FileAct Traffic by Month**



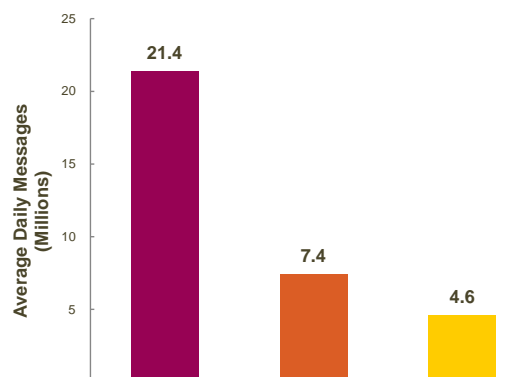
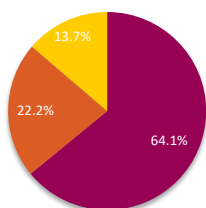
**SWIFTNet FIN**

**Distribution by Market**



	Payment	Securities	Treasury	Trade	System	Grand Total
<b>Total Messages</b>	3,701,164,543	3,646,567,202	352,404,992	30,546,562	15,072,171	7,745,755,470
<b>YTD Average Daily Messages</b>	15,953,295	15,717,962	1,518,987	131,666	64,966	33,386,877
<b>Weight</b>	47.8%	47.1%	4.5%	0.4%	0.2%	100.0%
<b>YTD Growth (*)</b>	5.3%	9.5%	11.6%	-11.9%	-4.3%	7.4%
<b>Contribution to Growth (*)</b>	35.0%	59.1%	6.9%	-0.8%	-0.1%	100.0%

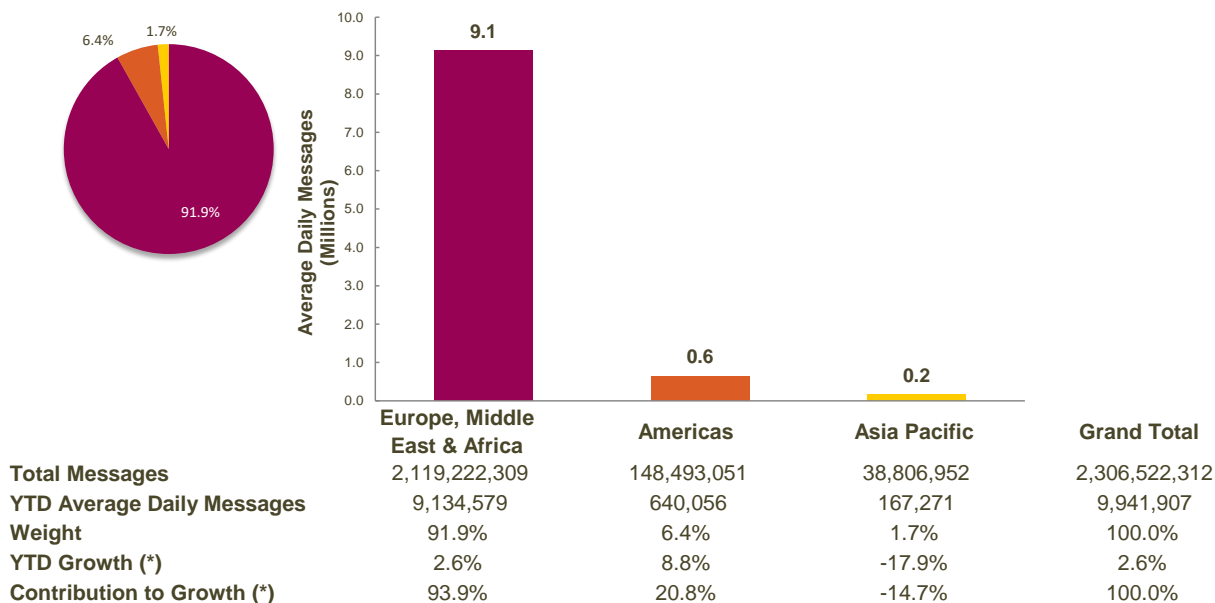
**Distribution by Region**



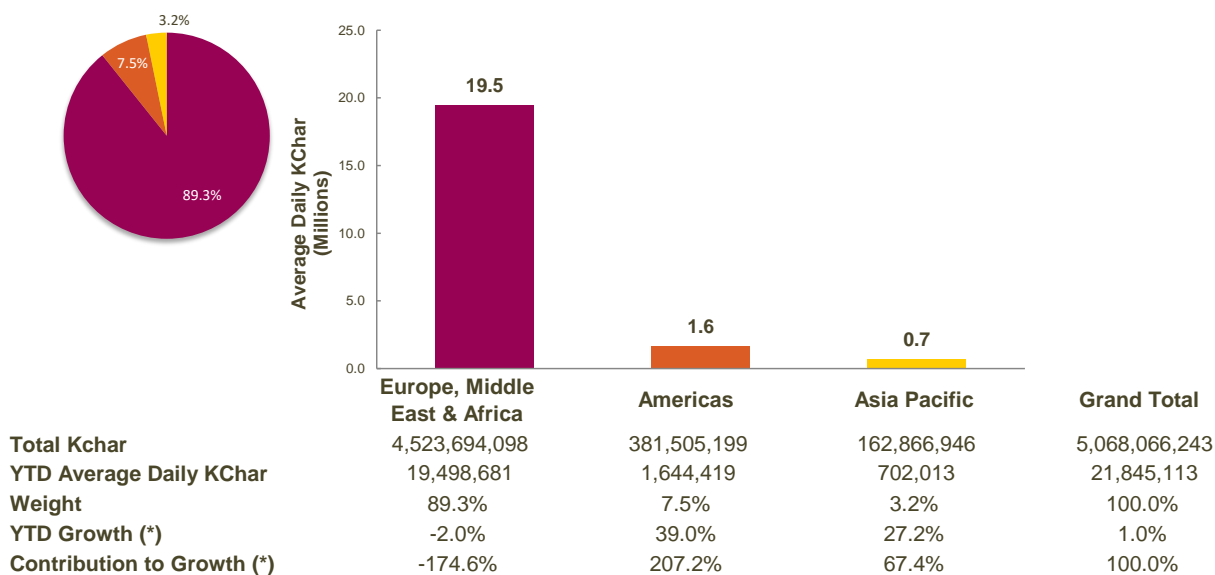
	Europe, Middle East & Africa	Americas	Asia Pacific	Grand Total
<b>Total Messages</b>	4,962,747,978	1,719,542,710		7,745,755,470
<b>YTD Average Daily Messages</b>	21,391,155	7,411,822	4,583,900	33,386,877
<b>Weight</b>	64.1%	22.2%	13.7%	100.0%
<b>YTD Growth (*)</b>	7.3%	10.0%	3.8%	7.4%
<b>Contribution to Growth (*)</b>	63.5%	29.2%	7.3%	100.0%

(\*) Growth adjusted to business days (232 in 2019 vs 232.7 in 2018)

**SWIFTNet InterAct**



**SWIFTNet FileAct**



(\*) Growth adjusted to business days (232 in 2019 vs 232.7 in 2018)

