




## **SWIFT IN FIGURES**

December 2019 YTD



**Key Highlights**  
December 2019 YTD

**SWIFTNet FIN**

**8,454,439,240**

Total FIN Messages (December 2019 YTD)

**36,728,165**

FIN Messages Peak Day on 31 October 2019

**33,596,023**

Average FIN Messages (December 2019 YTD)

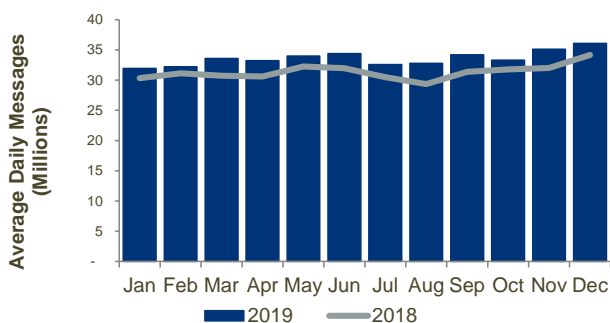
**36,065,332**

Average FIN Messages (December 2019)

**7.3%**

FIN Growth (December 2019 YTD)

**SWIFTNet FIN Traffic by Month**



**SWIFTNET FIN Customer Base December 2019**

Live countries	> 200
Live members	2,420
Live sub-members	3,251
Live participants	5,606
<b>Total live users</b>	<b>11,277</b>

**SWIFTNet InterAct**

**2,494,912,033**

Total InterAct Messages (December 2019 YTD)

**9,914,214**

Average InterAct Messages (December 2019 YTD)

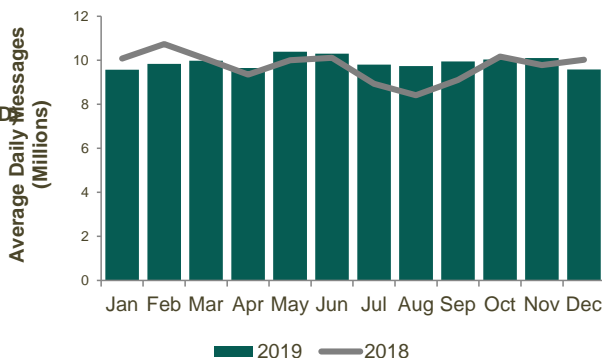
**9,587,263**

Average InterAct Messages (December 2019)

**2.0%**

InterAct Growth (December 2019 YTD)

**SWIFTNet InterAct Traffic by Month**



**SWIFTNet FileAct**

**5,584,856,694**

Total FileAct Kchar (December 2019 YTD)

**22,192,953**

Average FileAct KChar (December 2019 YTD)

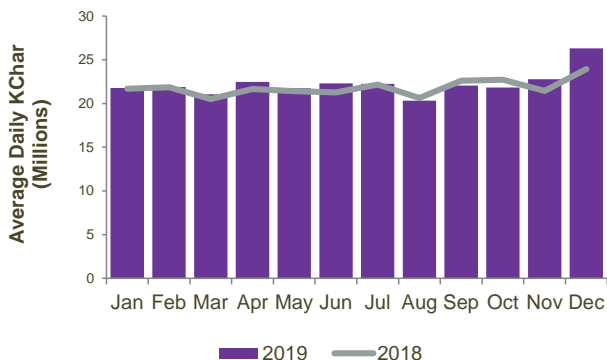
**26,299,768**

Average FileAct KChar (December 2019)

**1.8%**

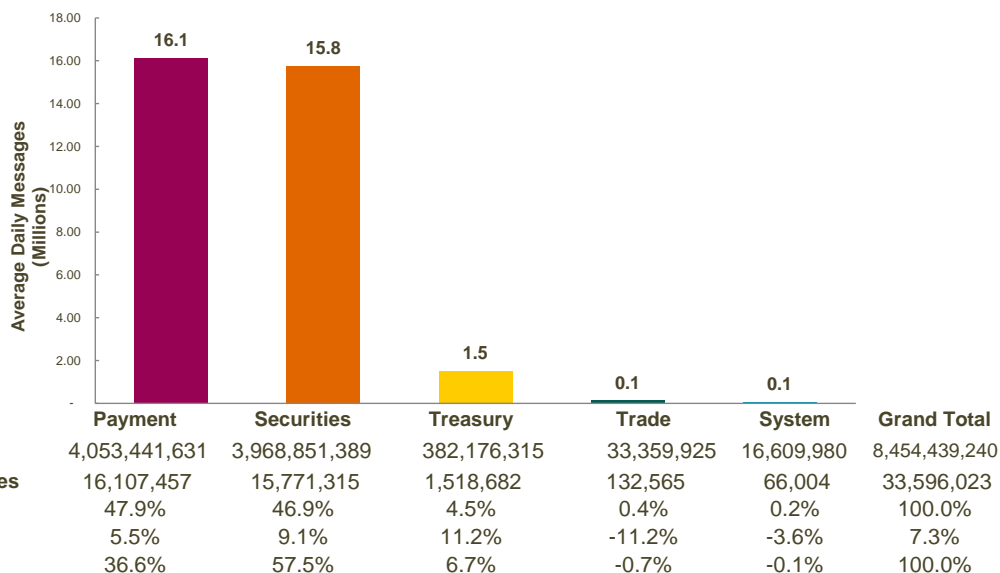
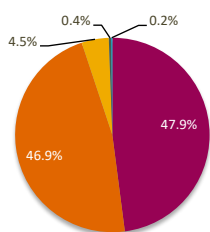
FileAct Growth (December 2019 YTD)

**SWIFTNet FileAct Traffic by Month**

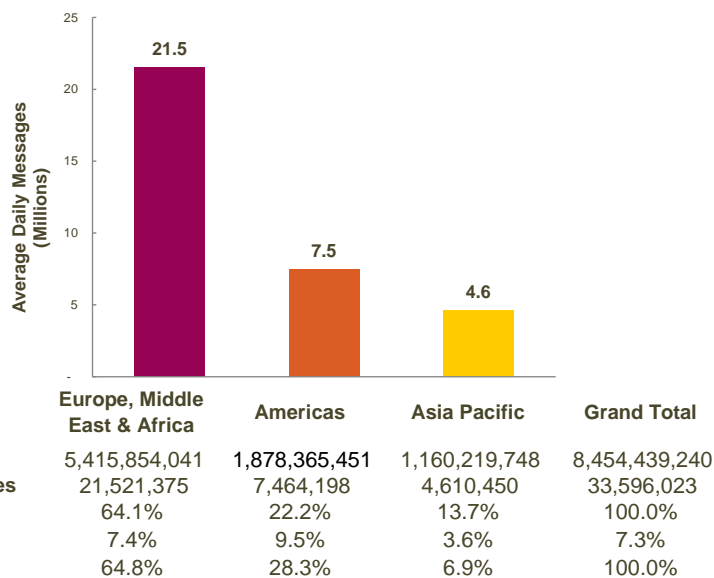
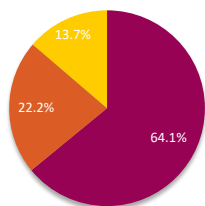


**SWIFTNet FIN**

**Distribution by Market**

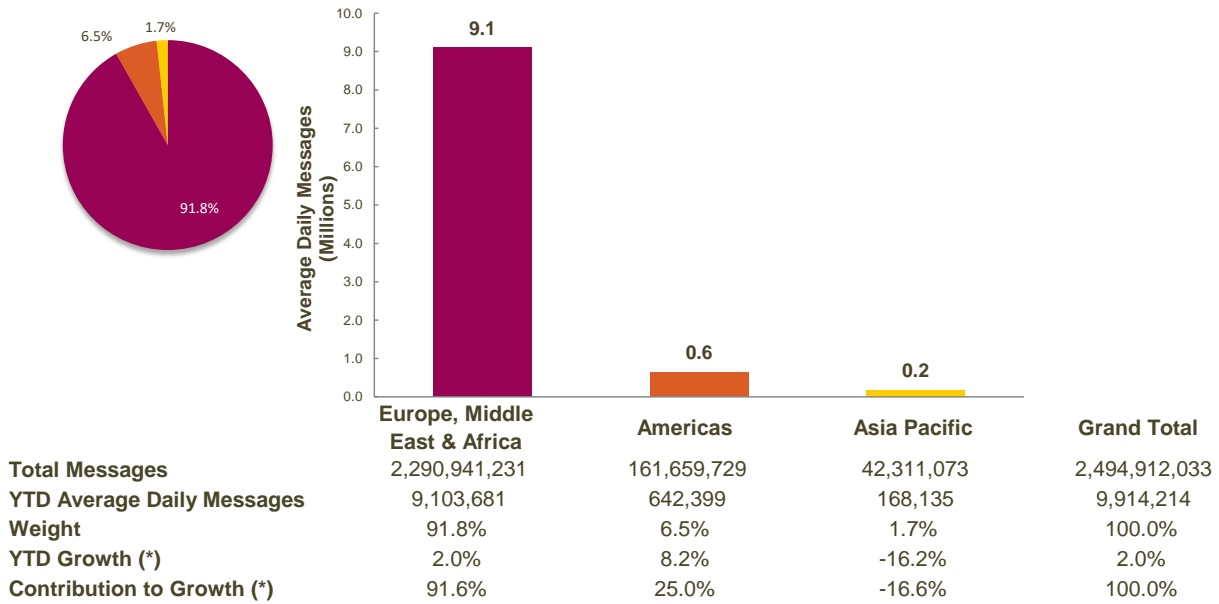


**Distribution by Region**

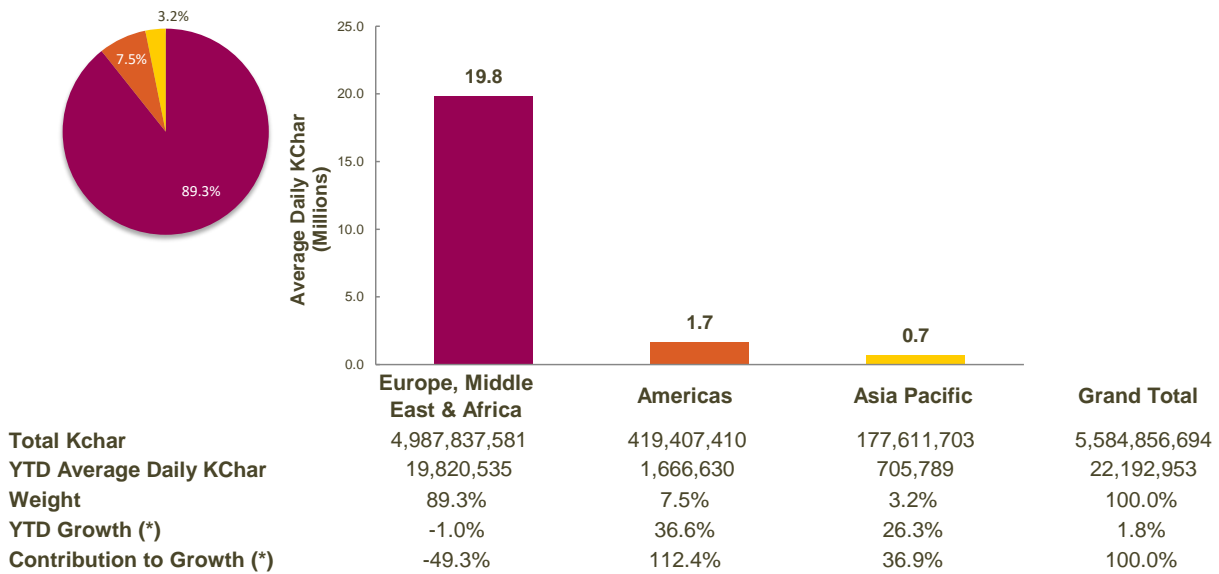


(\*) Growth adjusted to business days (251.65 in 2019 vs 251.45 in 2018)

**SWIFTNet InterAct**



**SWIFTNet FileAct**



(\*) Growth adjusted to business days (251.65 in 2019 vs 251.45 in 2018)

