




SWIFT IN FIGURES

February 2020 YTD



Key Highlights
February 2020 YTD

SWIFTNet FIN

1,481,005,145

Total FIN Messages (February 2020 YTD)

43,046,915

FIN Messages Peak Day on 28 February 2020

36,658,543

Average FIN Messages (February 2020 YTD)

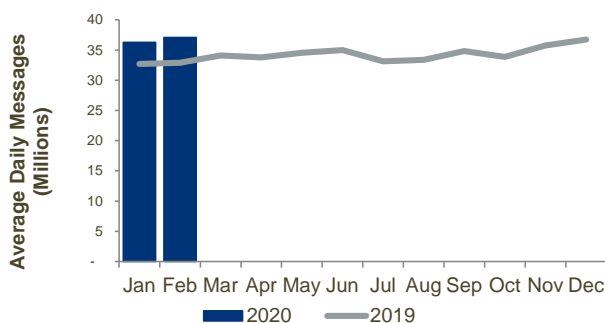
37,064,615

Average FIN Messages (February 2020)

11.8%

FIN Growth (February 2020 YTD)

SWIFTNet FIN Traffic by Month



SWIFTNET FIN Customer Base February 2020

Live countries	> 200
Live members	2,391
Live sub-members	3,189
Live participants	5,922
Total live users	11,502

SWIFTNet InterAct

429,535,105

Total InterAct Messages (February 2020 YTD)

10,632,057

Average InterAct Messages (February 2020 YTD)

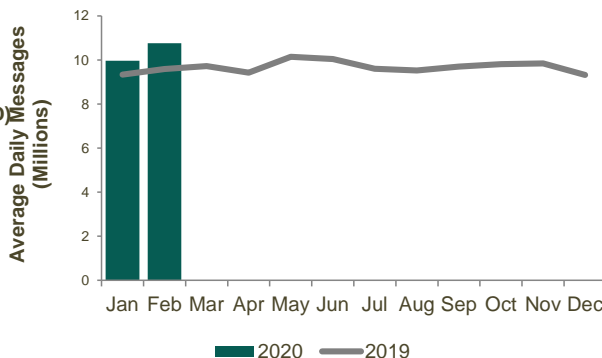
10,757,648

Average InterAct Messages (February 2020)

9.6%

InterAct Growth (February 2020 YTD)

SWIFTNet InterAct Traffic by Month



SWIFTNet FileAct

965,675,174

Total FileAct KChar (February 2020 YTD)

23,902,851

Average FileAct KChar (February 2020 YTD)

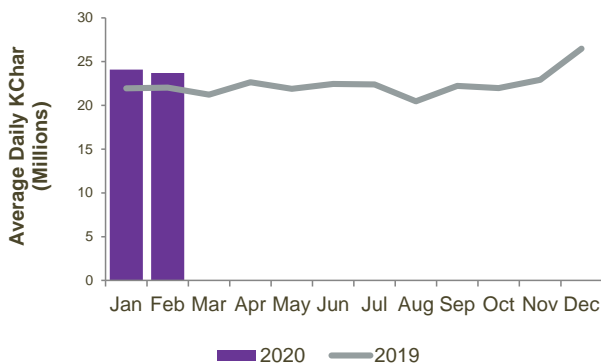
23,697,024

Average FileAct KChar (February 2020)

8.7%

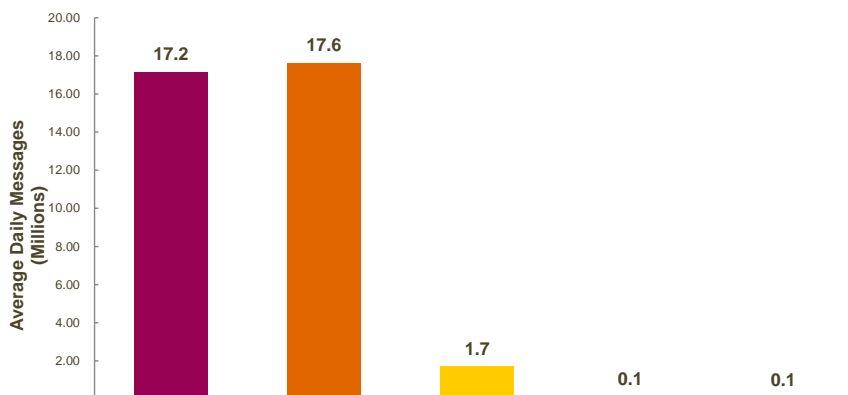
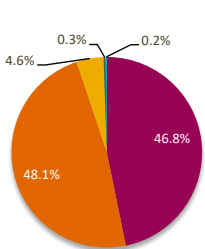
FileAct Growth (February 2020 YTD)

SWIFTNet FileAct Traffic by Month



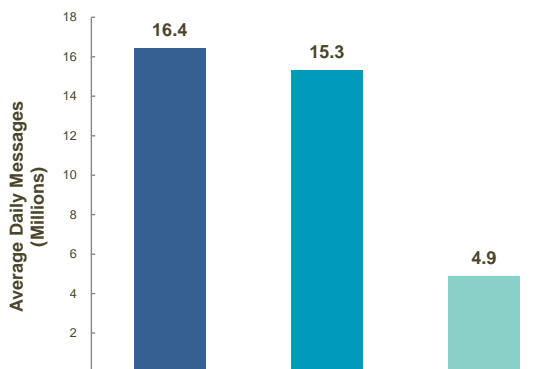
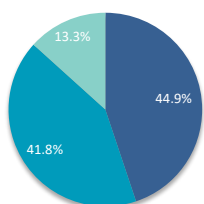
SWIFTNet FIN

Distribution by Market



	Payments	Securities	Treasury	Trade	System	Grand Total
Total Messages	692,879,751	711,804,620	68,225,687	5,058,818	3,036,269	1,481,005,145
YTD Average Daily Messages	17,150,489	17,618,926	1,688,755	125,218	75,155	36,658,543
Weight	46.8%	48.1%	4.6%	0.3%	0.2%	100.0%
YTD Growth (*)	6.2%	17.3%	22.2%	-8.5%	-19.5%	11.8%
Contribution to Growth (*)	25.9%	67.0%	7.9%	-0.3%	-0.5%	100.0%

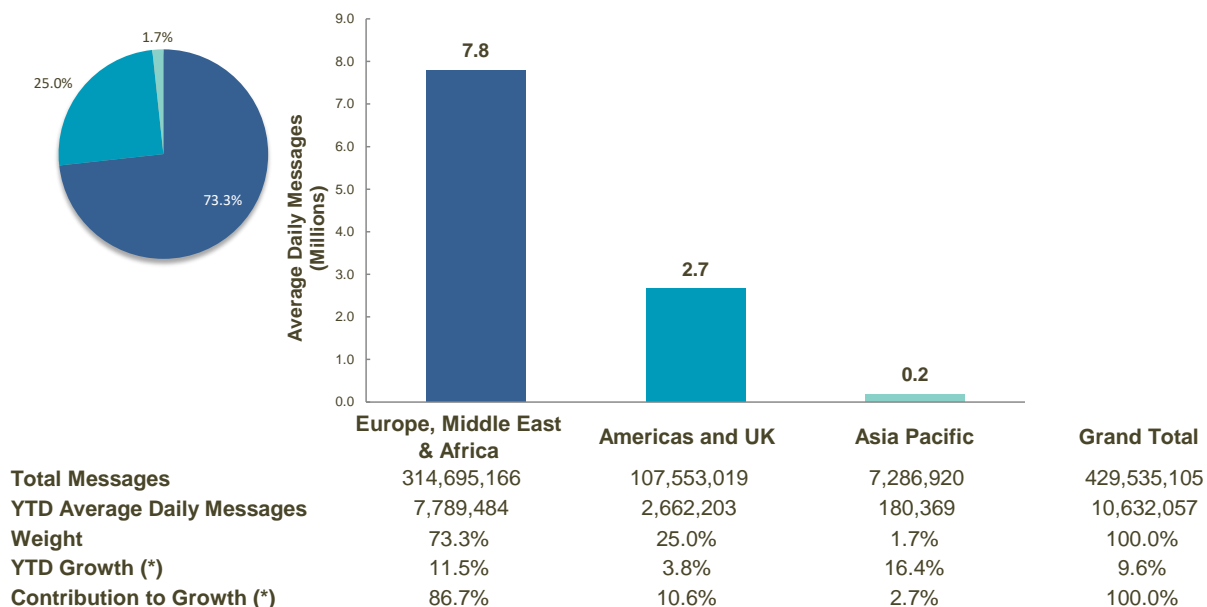
Distribution by Region



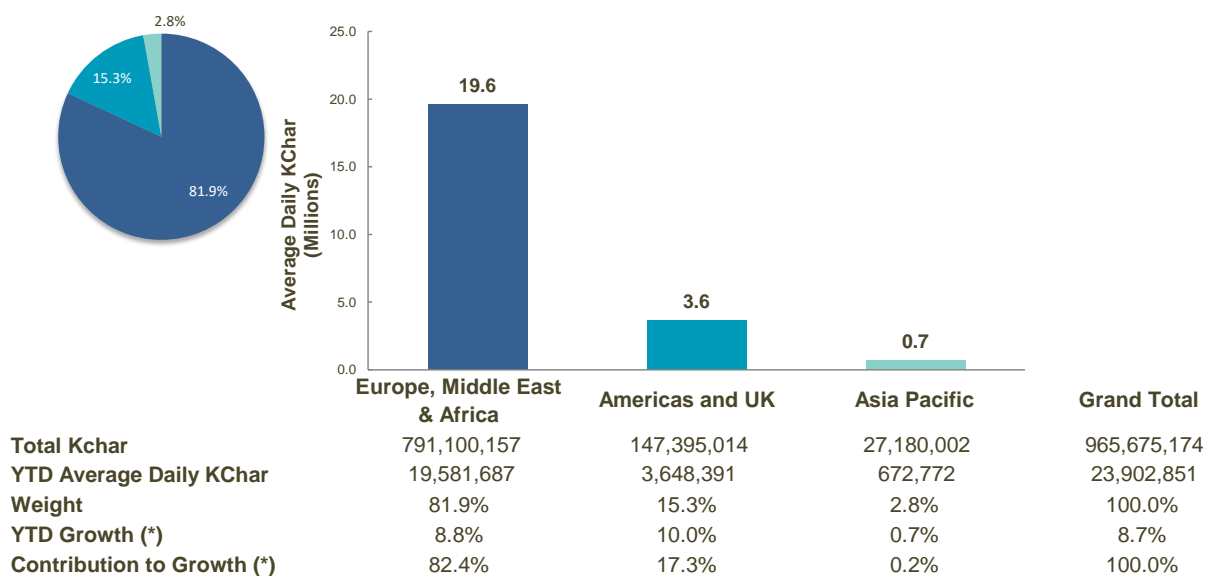
	Europe, Middle East & Africa	Americas and UK	Asia Pacific	Grand Total
Total Messages	664,394,187	619,474,796	197,136,162	1,481,005,145
YTD Average Daily Messages	16,445,401	15,333,535	4,879,608	36,658,543
Weight	44.9%	41.8%	13.3%	100.0%
YTD Growth (*)	11.3%	14.6%	5.4%	11.8%
Contribution to Growth (*)	43.2%	50.4%	6.4%	100.0%

(*) Growth adjusted to business days (40.4 in 2020 vs 40.65 in 2019)

SWIFTNet InterAct



SWIFTNet FileAct



(*) Growth adjusted to business days (40.4 in 2020 vs 40.65 in 2019)

