




## **SWIFT IN FIGURES**

March 2020 YTD



## Key Highlights

### March 2020 YTD

#### SWIFTNet FIN

**2,412,486,536**

Total FIN Messages (March 2020 YTD)

**43,863,799**

FIN Messages Peak Day on 28 February 2020

**38,754,804**

Average FIN Messages (March 2020 YTD)

**42,630,727**

Average FIN Messages (March 2020)

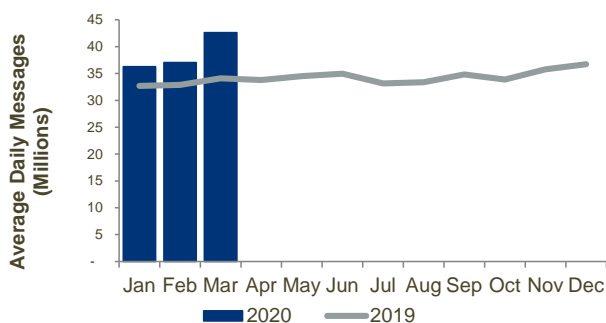
**16.6%**

FIN Growth (March 2020 YTD)

#### SWIFTNET FIN Customer Base March 2020

Live countries	> 200
Live members	2,393
Live sub-members	3,188
Live participants	5,926
<b>Total live users</b>	<b>11,507</b>

SWIFTNet FIN Traffic by Month



#### SWIFTNet InterAct

**745,236,100**

Total InterAct Messages (March 2020 YTD)

**11,971,664**

Average InterAct Messages (March 2020 YTD)

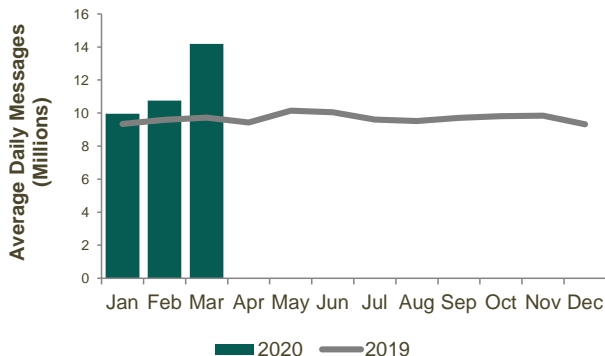
**14,179,382**

Average InterAct Messages (March 2020)

**22.2%**

InterAct Growth (March 2020 YTD)

SWIFTNet InterAct Traffic by Month



#### SWIFTNet FileAct

**1,518,168,230**

Total FileAct KChar (March 2020 YTD)

**24,388,245**

Average FileAct KChar (March 2020 YTD)

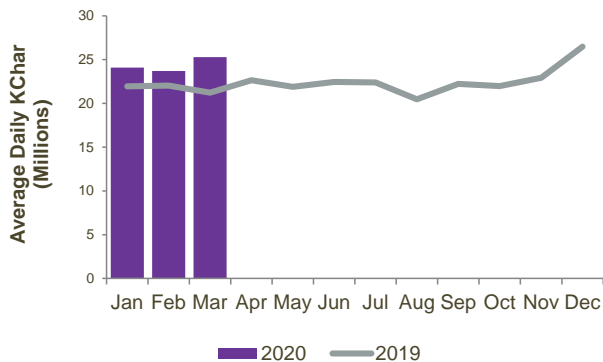
**25,285,723**

Average FileAct KChar (March 2020)

**12.3%**

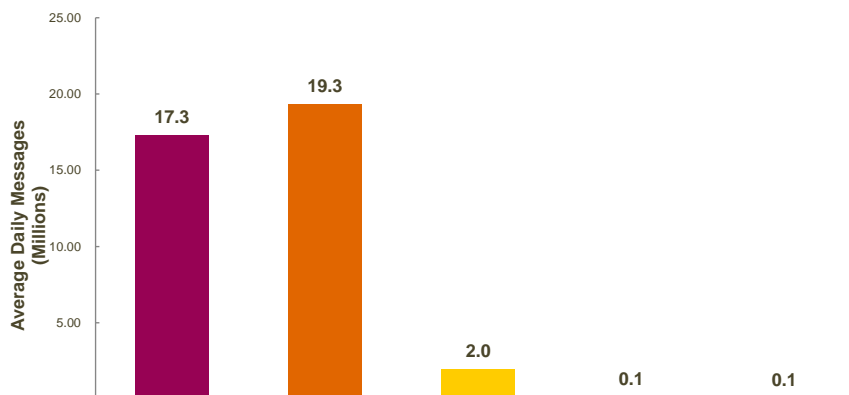
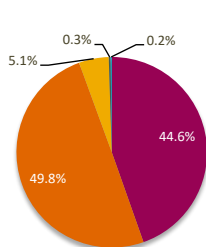
FileAct Growth (March 2020 YTD)

SWIFTNet FileAct Traffic by Month



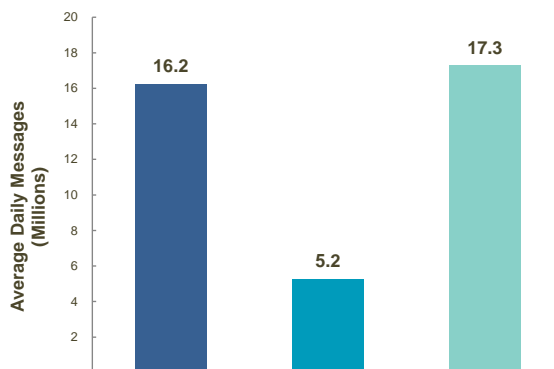
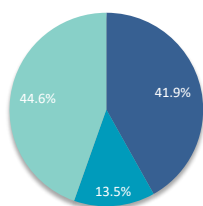
**SWIFTNet FIN**

**Distribution by Market**



	Payments	Securities	Treasury	Trade	System	Grand Total
<b>Total Messages</b>	1,075,913,209	1,201,985,809	122,253,312	7,622,281	4,711,925	2,412,486,536
<b>YTD Average Daily Messages</b>	17,283,746	19,309,009	1,963,909	122,446	75,694	38,754,804
<b>Weight</b>	44.6%	49.8%	5.1%	0.3%	0.2%	100.0%
<b>YTD Growth (*)</b>	6.6%	25.6%	39.4%	-10.8%	-14.2%	16.6%
<b>Contribution to Growth (*)</b>	19.3%	71.1%	10.0%	-0.3%	-0.2%	100.0%

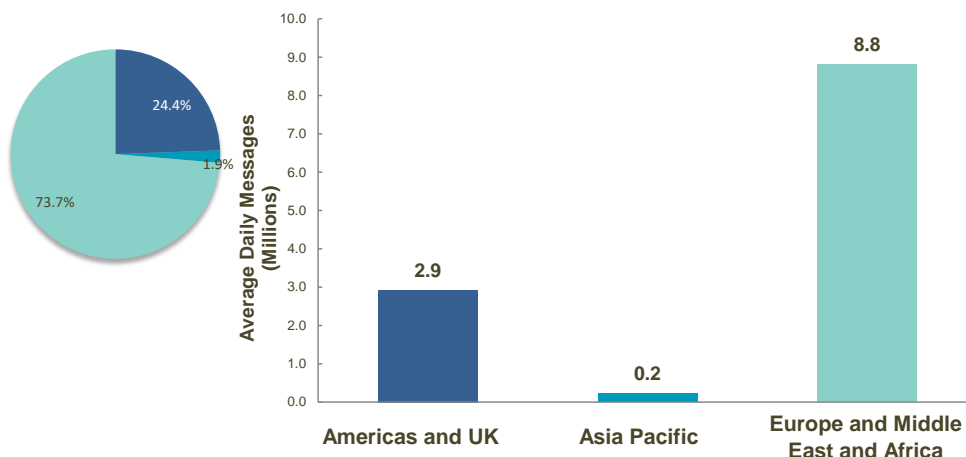
**Distribution by Region**



	Europe, Middle East & Africa	Americas and UK	Asia Pacific	Grand Total
<b>Total Messages</b>	1,010,084,816	326,665,319	1,075,736,401	2,412,486,536
<b>YTD Average Daily Messages</b>	16,226,262	5,247,636	17,280,906	38,754,804
<b>Weight</b>	41.9%	13.5%	44.6%	100.0%
<b>YTD Growth (*)</b>	19.7%	10.8%	15.6%	16.6%
<b>Contribution to Growth (*)</b>	48.4%	9.3%	42.3%	100.0%

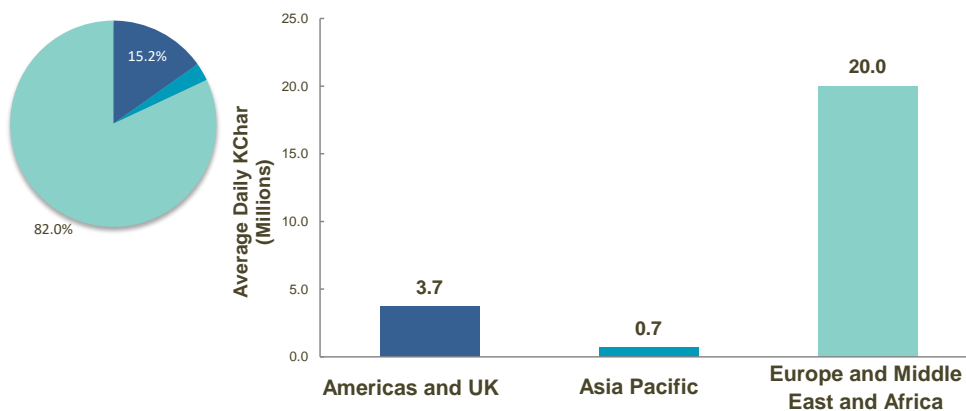
(\*) Growth adjusted to business days (62.25 in 2020 vs 61.7 in 2019)

### SWIFTNet InterAct



	Americas and UK	Asia Pacific	Europe and Middle East and Africa	Grand Total
<b>Total Messages</b>	182,085,470	14,193,200	548,957,430	745,236,100
<b>YTD Average Daily Messages</b>	2,925,068	228,003	8,818,593	11,971,664
<b>Weight</b>	24.4%	1.9%	73.7%	100.0%
<b>YTD Growth (*)</b>	13.4%	42.8%	24.9%	22.2%
<b>Contribution to Growth (*)</b>	15.9%	3.1%	80.9%	100.0%

### SWIFTNet FileAct



	Americas and UK	Asia Pacific	Europe and Middle East and Africa	Grand Total
<b>Total KChar</b>	230,818,486	42,815,079	1,244,534,666	1,518,168,230
<b>YTD Average Daily KChar</b>	3,707,927	687,792	19,992,525	24,388,245
<b>Weight</b>	15.2%	2.8%	82.0%	100.0%
<b>YTD Growth (*)</b>	13.9%	1.3%	12.4%	12.3%
<b>Contribution to Growth (*)</b>	17.0%	0.3%	82.7%	100.0%

(\*) Growth adjusted to business days (62.25 in 2020 vs 61.7 in 2019)

