




SWIFT IN FIGURES

May 2020 YTD



Key Highlights May 2020 YTD

SWIFTNet FIN

3,892,609,934

Total FIN Messages (May 2020 YTD)

43,863,799

FIN Messages Peak Day on 17 March 2020

37,884,282

Average FIN Messages (May 2020 YTD)

36,670,199

Average FIN Messages (May 2020)

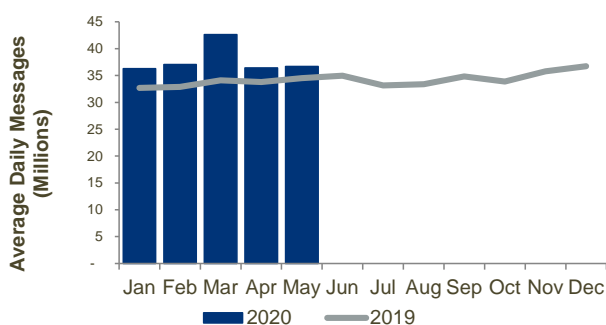
12.7%

FIN Growth (May 2020 YTD)

SWIFTNET FIN Customer Base May 2020

Live countries	> 200
Live members	2,389
Live sub-members	3,174
Live participants	5,942
Total live users	11,505

SWIFTNet FIN Traffic by Month



SWIFTNet InterAct

1,167,598,075

Total InterAct Messages (May 2020 YTD)

11,363,485

Average InterAct Messages (May 2020 YTD)

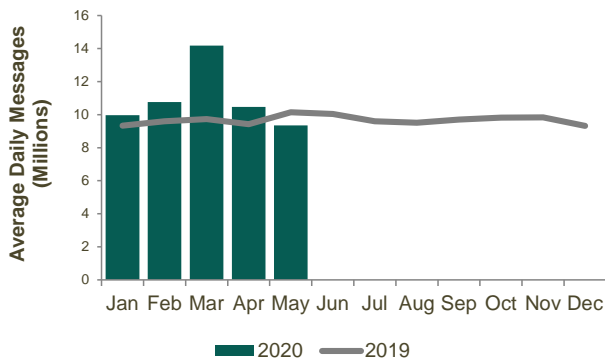
9,353,382

Average InterAct Messages (May 2020)

14.9%

InterAct Growth (May 2020 YTD)

SWIFTNet InterAct Traffic by Month



SWIFTNet FileAct

2,540,279,308

Total FileAct KChar (May 2020 YTD)

24,722,913

Average FileAct KChar (May 2020 YTD)

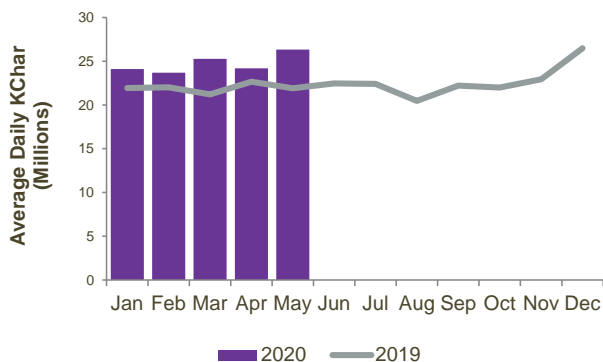
26,336,897

Average FileAct KChar (May 2020)

12.7%

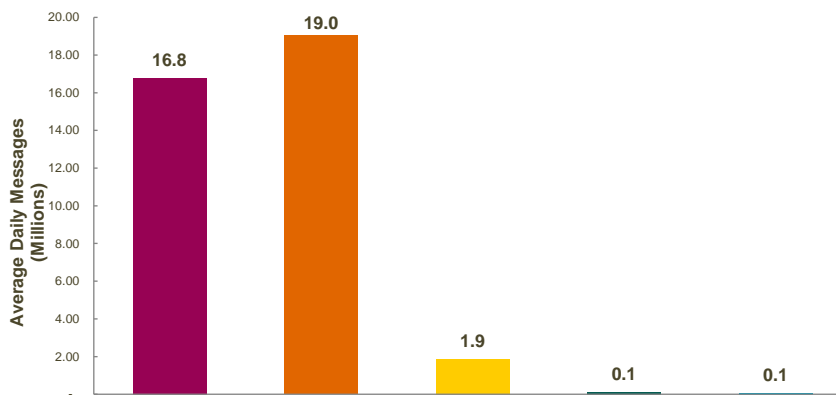
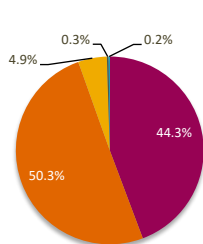
FileAct Growth (May 2020 YTD)

SWIFTNet FileAct Traffic by Month



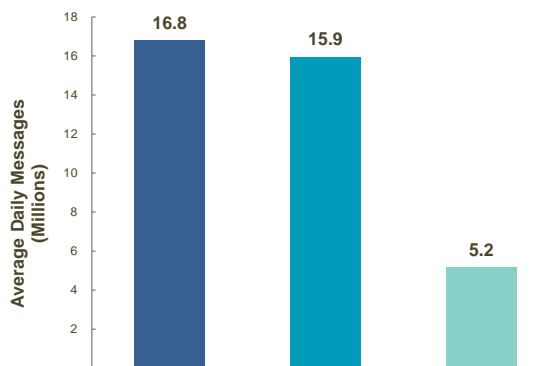
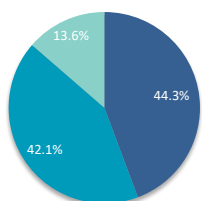
SWIFTNet FIN

Distribution by Market



	Payments	Securities	Treasury	Trade	System	Grand Total
Total Messages	1,723,607,469	1,957,044,447	192,526,685	11,697,601	7,733,732	3,892,609,934
YTD Average Daily Messages	16,774,769	19,046,661	1,873,739	113,845	75,267	37,884,282
Weight	44.3%	50.3%	4.9%	0.3%	0.2%	100.0%
YTD Growth (*)	2.6%	22.1%	30.0%	-17.1%	-10.0%	12.7%
Contribution to Growth (*)	10.1%	80.6%	10.1%	-0.5%	-0.2%	100.0%

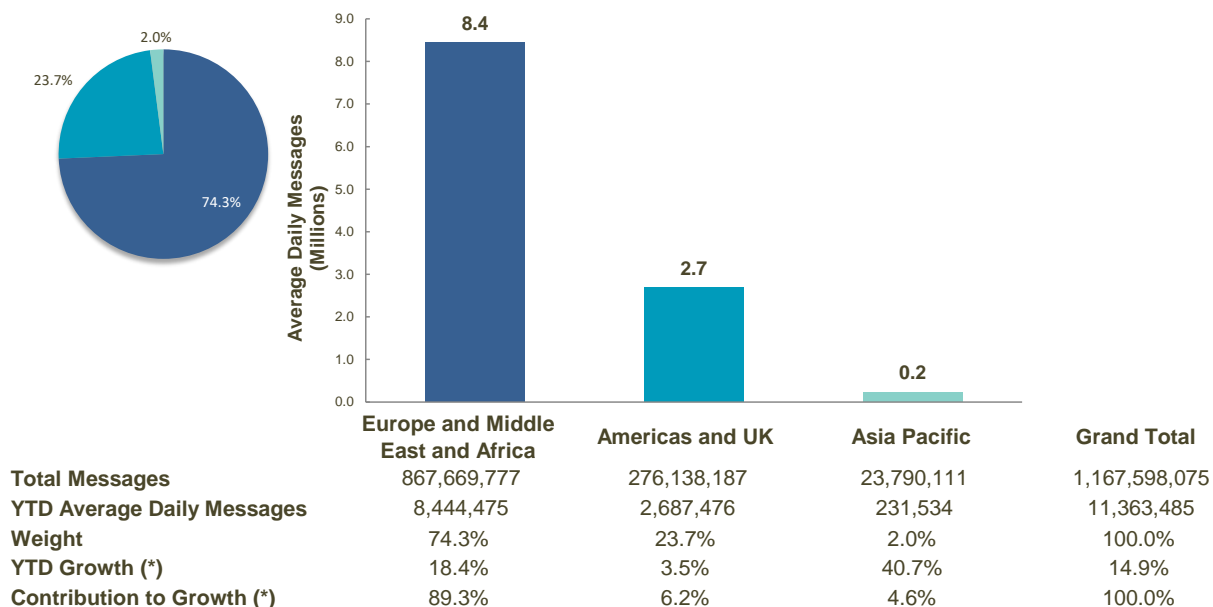
Distribution by Region



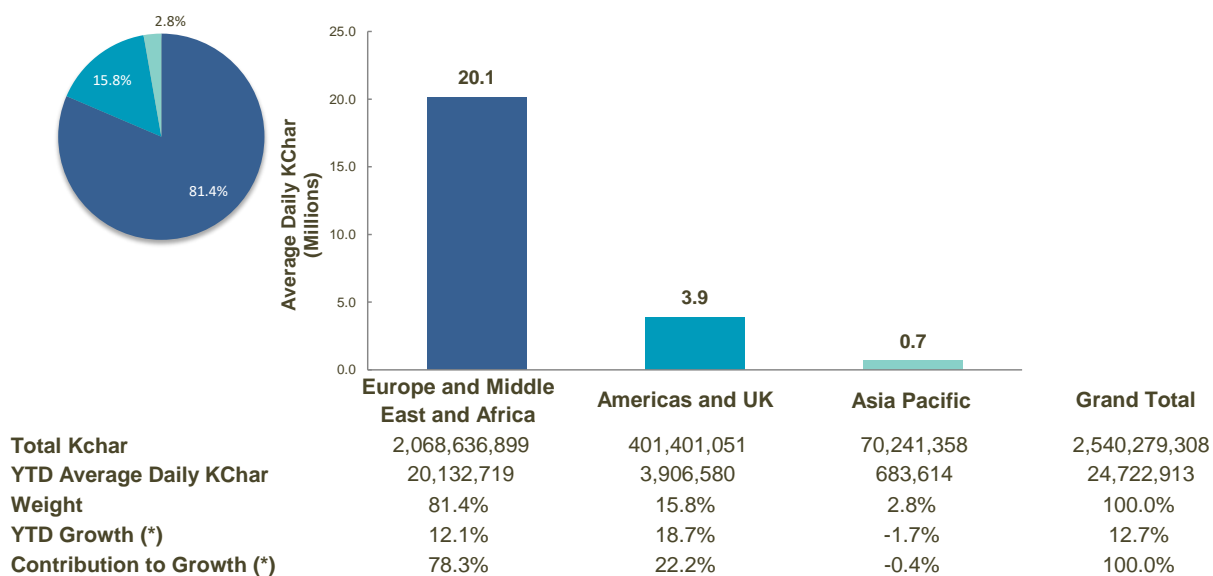
	Europe, Middle East & Africa	Americas and UK	Asia Pacific	Grand Total
Total Messages	1,724,556,433	1,637,706,109	530,347,392	3,892,609,934
YTD Average Daily Messages	16,784,004	15,938,746	5,161,532	37,884,282
Weight	44.3%	42.1%	13.6%	100.0%
YTD Growth (*)	10.8%	16.6%	7.7%	12.7%
Contribution to Growth (*)	38.2%	53.2%	8.6%	100.0%

(*) Growth adjusted to business days (102.75 in 2020 vs 104 in 2019)

SWIFTNet InterAct



SWIFTNet FileAct



(*) Growth adjusted to business days (102.75 in 2020 vs 104 in 2019)

