




SWIFT IN FIGURES

September 2020 YTD



Key Highlights
September 2020 YTD

SWIFTNet FIN

7,035,592,641

Total FIN Messages (September 2020 YTD)

43,863,799

FIN Messages Peak Day on 17 March 2020

37,156,549

Average FIN Messages (September 2020 YTD)

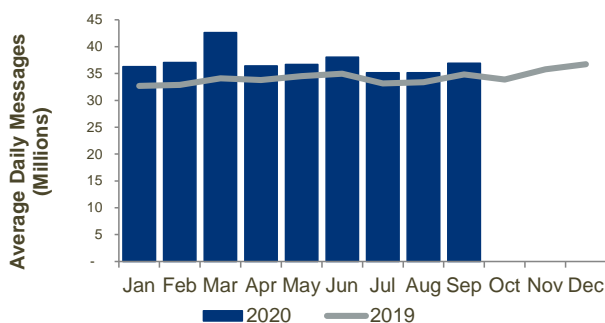
36,908,252

Average FIN Messages (September 2020)

9.9%

FIN Growth (September 2020 YTD)

SWIFTNet FIN Traffic by Month



SWIFTNET FIN Customer Base September 2020

Live countries	> 200
Live members	2,381
Live sub-members	3,175
Live participants	6,005
Total live users	11,561

SWIFTNet InterAct

1,883,688,963

Total InterAct Messages (September 2020 YTD)

9,948,186

Average InterAct Messages (September 2020 YTD)

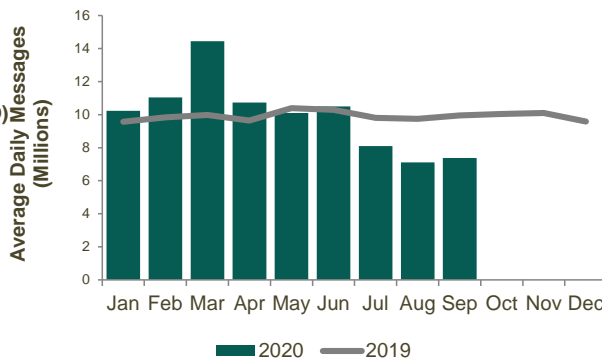
7,369,380

Average InterAct Messages (September 2020)

0.3%

InterAct Growth (September 2020 YTD)

SWIFTNet InterAct Traffic by Month



SWIFTNet FileAct

5,051,012,332

Total FileAct KChar (September 2020 YTD)

26,675,534

Average FileAct KChar (September 2020 YTD)

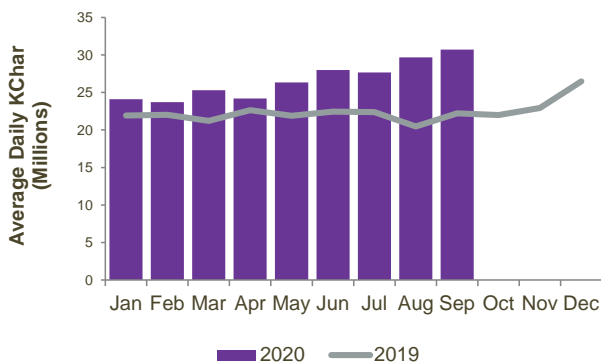
30,705,341

Average FileAct KChar (September 2020)

21.7%

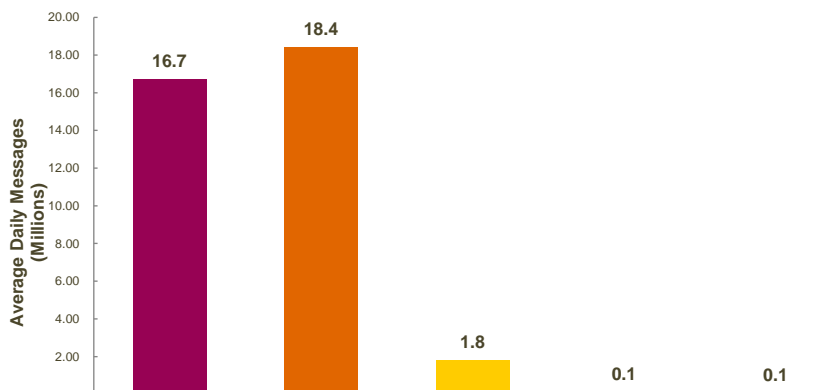
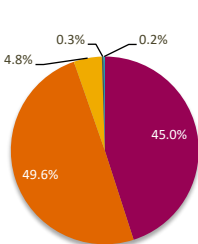
FileAct Growth (September 2020 YTD)

SWIFTNet FileAct Traffic by Month



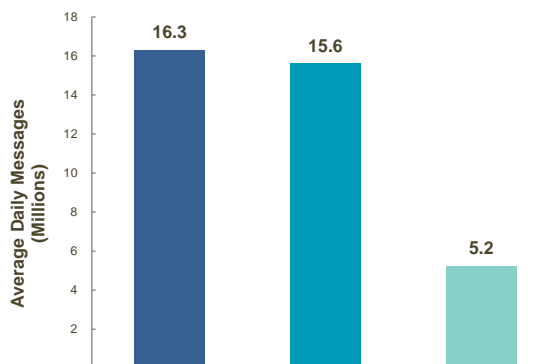
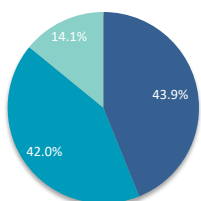
SWIFTNet FIN

Distribution by Market



	Payments	Securities	Treasury	Trade	System	Grand Total
Total Messages	3,168,064,139	3,491,292,716	340,753,517	21,638,351	13,843,918	7,035,592,641
YTD Average Daily Messages	16,731,260	18,438,303	1,799,596	114,277	73,113	37,156,549
Weight	45.0%	49.6%	4.8%	0.3%	0.2%	100.0%
YTD Growth (*)	2.0%	17.8%	18.7%	-13.7%	-19.6%	9.9%
Contribution to Growth (*)	9.6%	83.0%	8.4%	-0.5%	-0.5%	100.0%

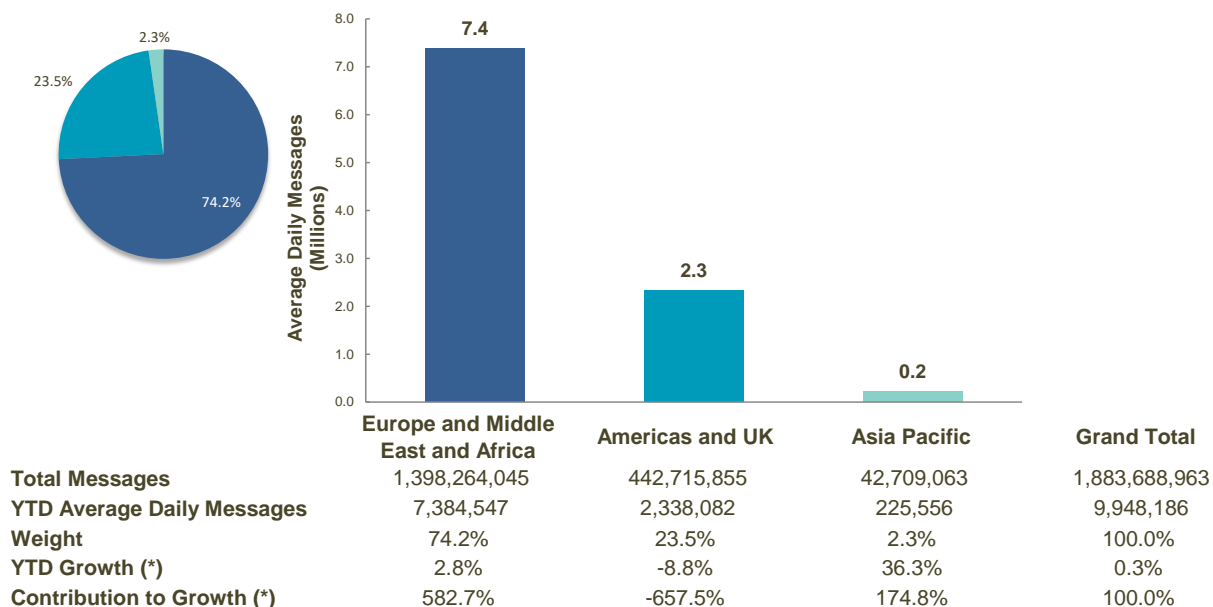
Distribution by Region



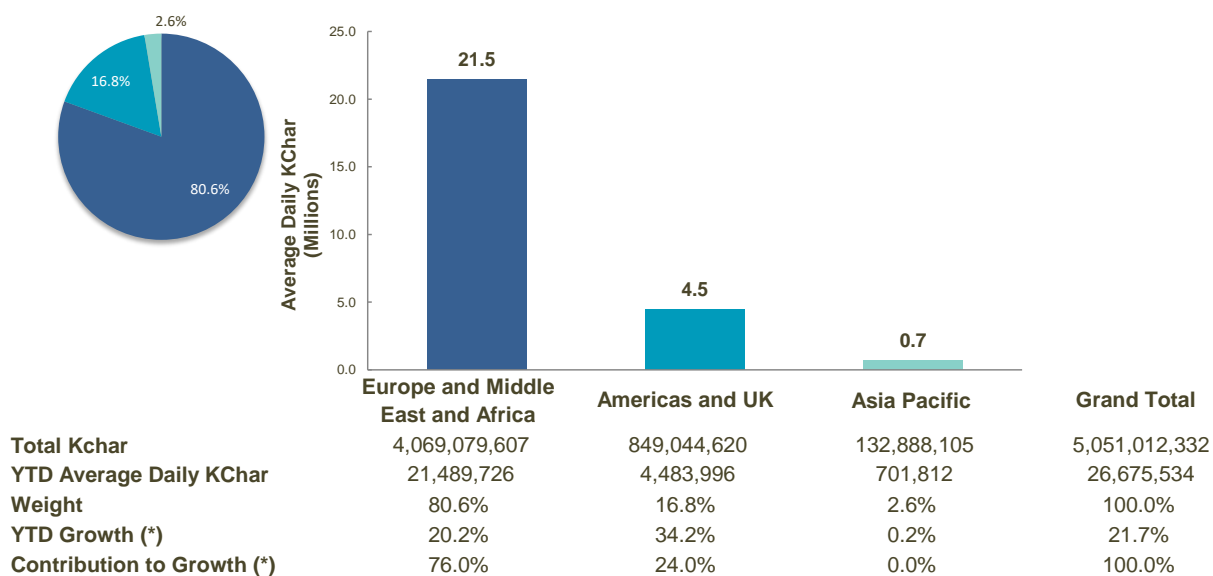
	Europe, Middle East & Africa	Americas and UK	Asia Pacific	Grand Total
Total Messages	3,087,961,979	2,955,786,301	991,844,361	7,035,592,641
YTD Average Daily Messages	16,308,223	15,610,173	5,238,153	37,156,549
Weight	43.9%	42.0%	14.1%	100.0%
YTD Growth (*)	7.2%	12.9%	10.1%	9.9%
Contribution to Growth (*)	32.7%	52.9%	14.3%	100.0%

(*) Growth adjusted to business days (189.35 in 2020 vs 188.9 in 2019)

SWIFTNet InterAct



SWIFTNet FileAct



(*) Growth adjusted to business days (189.35 in 2020 vs 188.9 in 2019)

