




## **SWIFT IN FIGURES**

January 2021 YTD



## Key Highlights January 2021 YTD

### SWIFTNet FIN

**808,898,997**

Total FIN Messages (January 2021 YTD)

**44,220,667**

FIN Messages Peak Day on 1 December 2020

**42,130,156**

Average FIN Messages (January 2021 YTD)

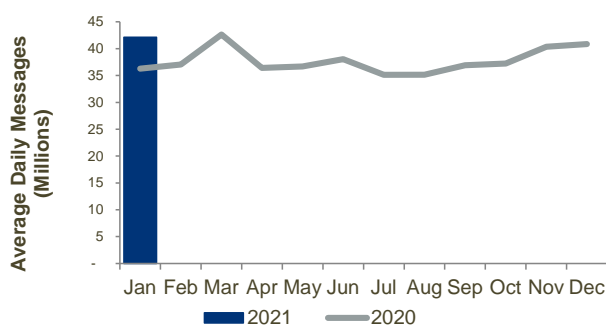
**42,130,156**

Average FIN Messages (January 2021)

**16.2%**

FIN Growth (January 2021 YTD)

SWIFTNet FIN Traffic by Month



#### SWIFTNET FIN Customer Base January 2021

Live countries	> 200
Live members	2,372
Live sub-members	3,159
Live participants	6,057
Total live users	11,588

### SWIFTNet InterAct

**169,634,774**

Total InterAct Messages (January 2021 YTD)

**8,835,144**

Average InterAct Messages (January 2021 YTD)

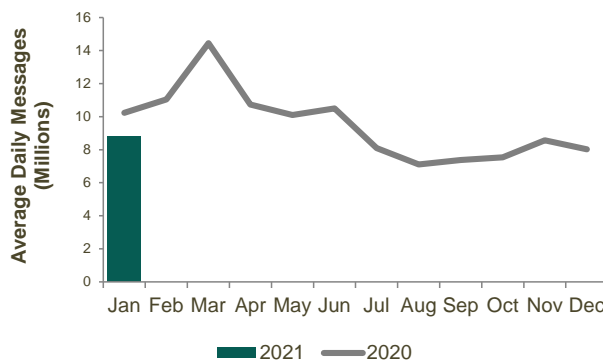
**8,835,144**

Average InterAct Messages (January 2021)

**-13.7%**

InterAct Growth (January 2021 YTD)

SWIFTNet InterAct Traffic by Month



### SWIFTNet FileAct

**634,574,386**

Total FileAct KChar (January 2021 YTD)

**33,050,749**

Average FileAct KChar (January 2021 YTD)

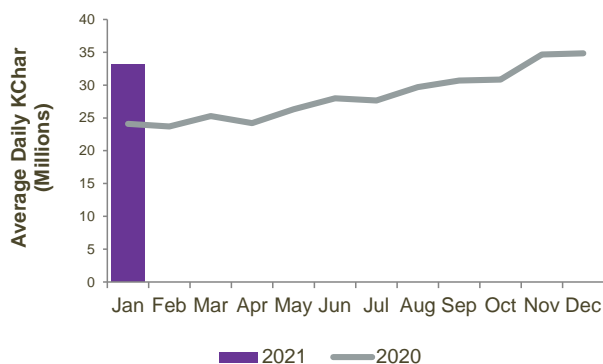
**33,050,749**

Average FileAct KChar (January 2021)

**37.1%**

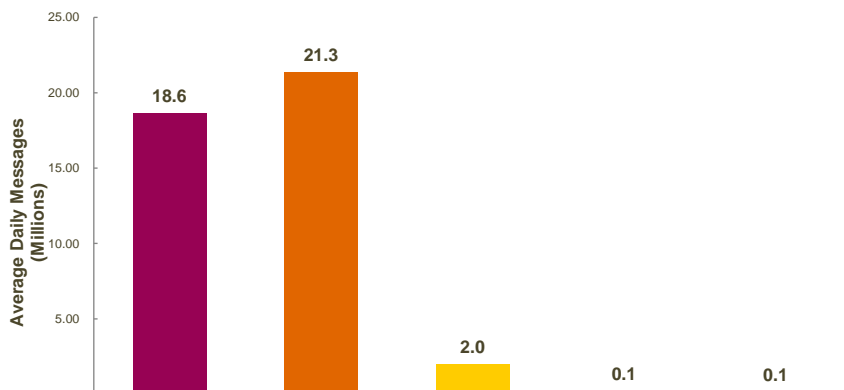
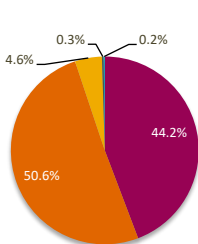
FileAct Growth (January 2021 YTD)

SWIFTNet FileAct Traffic by Month



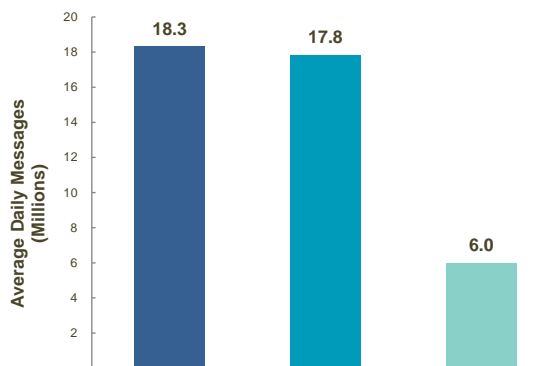
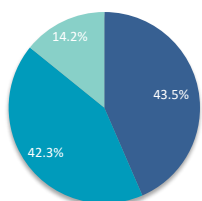
**SWIFTNet FIN**

**Distribution by Market**



	Payments	Securities	Treasury	Trade	System	Grand Total
Total Messages	357,722,153	409,632,088	37,564,392	2,441,867	1,538,497	808,898,997
YTD Average Daily Messages	18,631,362	21,335,005	1,956,479	127,181	80,130	42,130,156
Weight	44.2%	50.6%	4.6%	0.3%	0.2%	100.0%
YTD Growth (*)	7.0%	25.2%	21.3%	-2.9%	2.8%	16.2%
Contribution to Growth (*)	20.9%	73.3%	5.9%	-0.1%	0.0%	100.0%

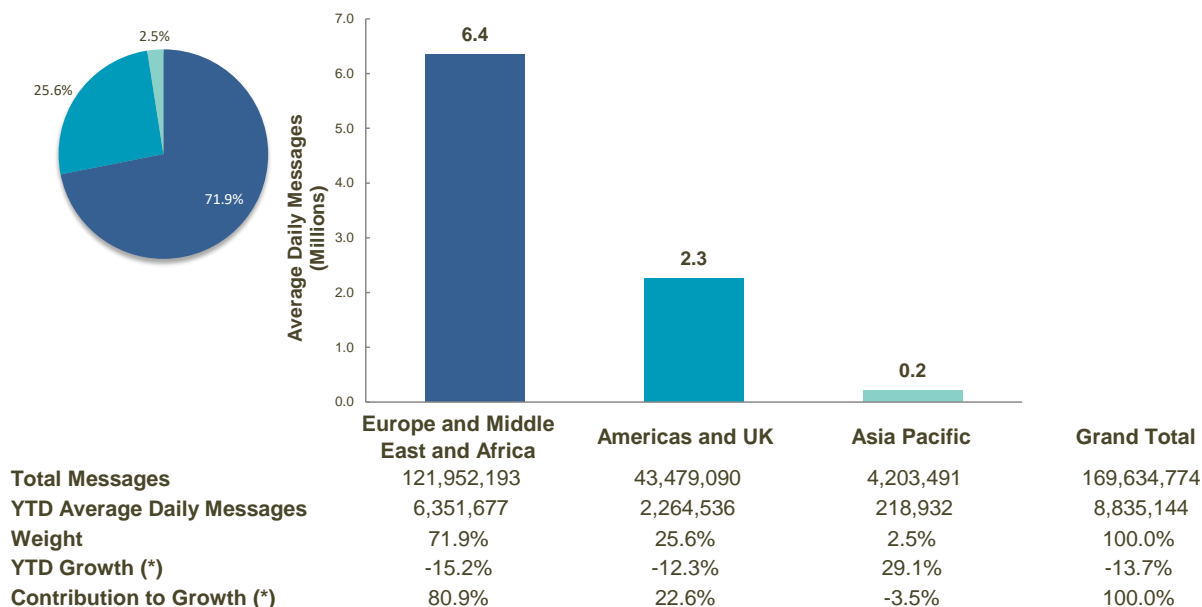
**Distribution by Region**



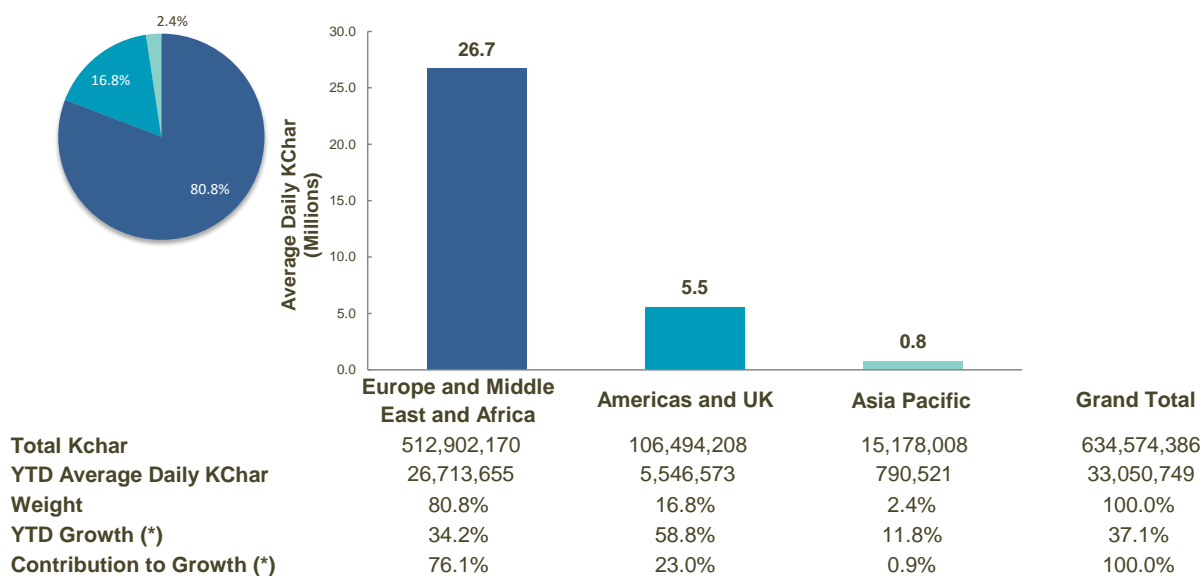
	Europe, Middle East & Africa	Americas and UK	Asia Pacific	Grand Total
Total Messages	351,795,905	342,406,219	114,696,873	808,898,997
YTD Average Daily Messages	18,322,703	17,833,657	5,973,795	42,130,156
Weight	43.5%	42.3%	14.2%	100.0%
YTD Growth (*)	11.7%	17.9%	26.1%	16.2%
Contribution to Growth (*)	32.8%	46.1%	21.1%	100.0%

(\*) Growth adjusted to business days (19.2 in 2021 vs 20.6 in 2020)

### SWIFTNet InterAct



### SWIFTNet FileAct



(\*) Growth adjusted to business days (19.2 in 2021 vs 20.6 in 2020)

