




## SWIFT IN FIGURES

April 2021 YTD



## Key Highlights

April 2021 YTD

### SWIFTNet FIN

**3,464,253,540**

Total FIN Messages (April 2021 YTD)

**46,325,278**

FIN Messages Peak Day on 26 February 2021

**42,376,190**

Average FIN Messages (April 2021 YTD)

**41,897,733**

Average FIN Messages (April 2021)

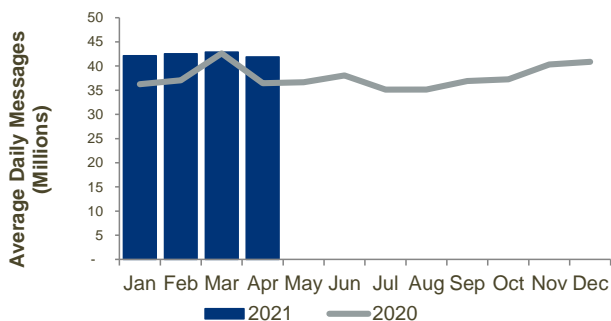
**11.0%**

FIN Growth (April 2021 YTD)

#### SWIFTNET FIN Customer Base April 2021

Live countries	> 200
Live members	2,463
Live sub-members	3,147
Live participants	5,995
<b>Total live users</b>	<b>11,605</b>

SWIFTNet FIN Traffic by Month



### SWIFTNet InterAct

**703,169,697**

Total InterAct Messages (April 2021 YTD)

**8,601,464**

Average InterAct Messages (April 2021 YTD)

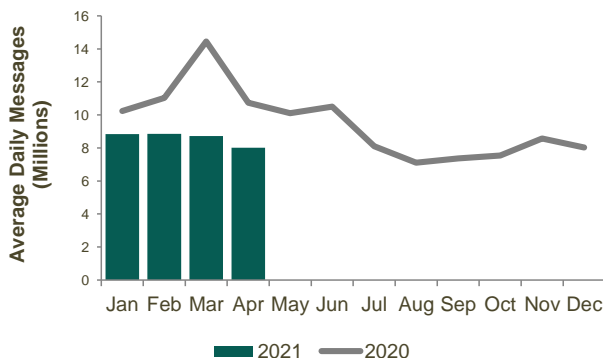
**8,011,801**

Average InterAct Messages (April 2021)

**-26.2%**

InterAct Growth (April 2021 YTD)

SWIFTNet InterAct Traffic by Month



### SWIFTNet FileAct

**2,768,149,569**

Total FileAct Kchar (April 2021 YTD)

**33,861,157**

Average FileAct KChar (April 2021 YTD)

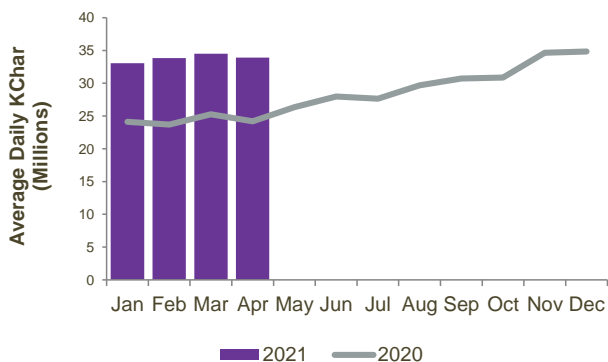
**33,910,088**

Average FileAct KChar (April 2021)

**39.1%**

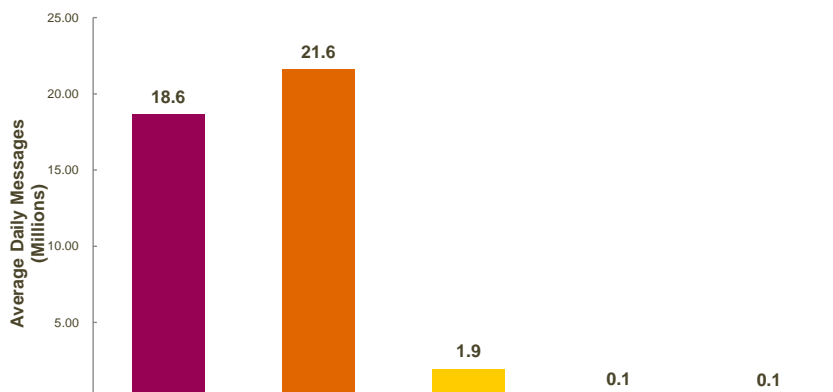
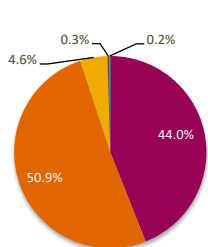
FileAct Growth (April 2021 YTD)

SWIFTNet FileAct Traffic by Month



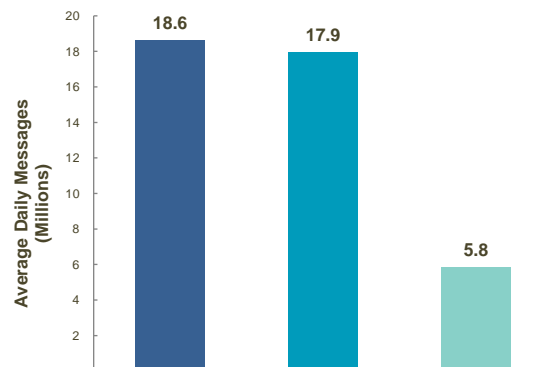
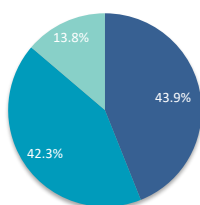
**SWIFTNet FIN**

**Distribution by Market**



	Payments	Securities	Treasury	Trade	System	Grand Total
<b>Total Messages</b>	1,524,175,693	1,764,818,628	158,700,626	10,109,221	6,449,372	3,464,253,540
<b>YTD Average Daily Messages</b>	18,644,351	21,587,995	1,941,292	123,660	78,891	42,376,190
<b>Weight</b>	44.0%	50.9%	4.6%	0.3%	0.2%	100.0%
<b>YTD Growth (*)</b>	10.2%	12.8%	1.2%	6.3%	5.9%	11.0%
<b>Contribution to Growth (*)</b>	41.1%	58.1%	0.5%	0.2%	0.1%	100.0%

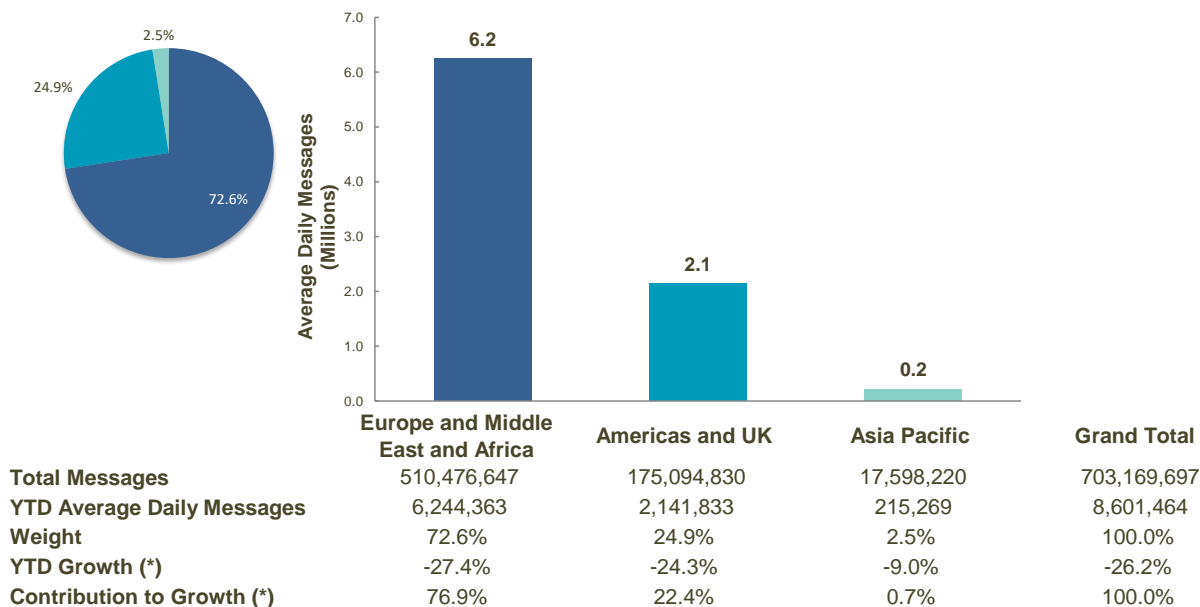
**Distribution by Region**



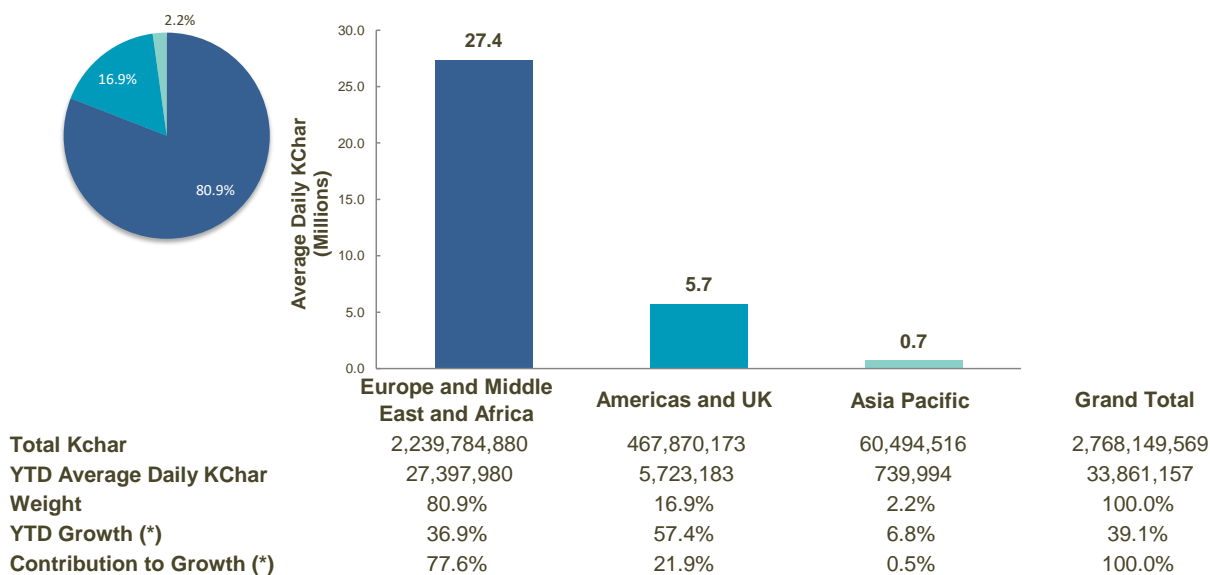
	Europe, Middle East & Africa	Americas and UK	Asia Pacific	Grand Total
<b>Total Messages</b>	1,522,465,274	1,464,547,615	477,240,651	3,464,253,540
<b>YTD Average Daily Messages</b>	18,623,428	17,914,956	5,837,806	42,376,190
<b>Weight</b>	43.9%	42.3%	13.8%	100.0%
<b>YTD Growth (*)</b>	9.8%	11.7%	12.8%	11.0%
<b>Contribution to Growth (*)</b>	39.5%	44.8%	15.7%	100.0%

(\*) Growth adjusted to business days (81.75 in 2021 vs 83 in 2020)

### SWIFTNet InterAct



### SWIFTNet FileAct



(\*) Growth adjusted to business days (81.75 in 2021 vs 83 in 2020)

