




SWIFT IN FIGURES

October 2021 YTD



Key Highlights
October 2021 YTD

SWIFTNet FIN

8,710,894,470

Total FIN Messages (October 2021 YTD)

46,325,278

FIN Messages Peak Day on 26 February 2021

41,569,527

Average FIN Messages (October 2021 YTD)

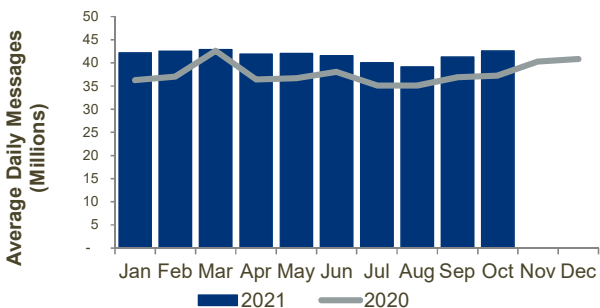
42,567,142

Average FIN Messages (October 2021)

11.8%

FIN Growth (October 2021 YTD)

SWIFTNet FIN Traffic by Month



SWIFTNET FIN Customer Base October 2021

Live countries	> 200
Live members	2,434
Live sub-members	3,104
Live participants	6,121
Total live users	11,659

SWIFTNet InterAct

1,701,103,248

Total InterAct Messages (October 2021 YTD)

8,117,887

Average InterAct Messages (October 2021 YTD)

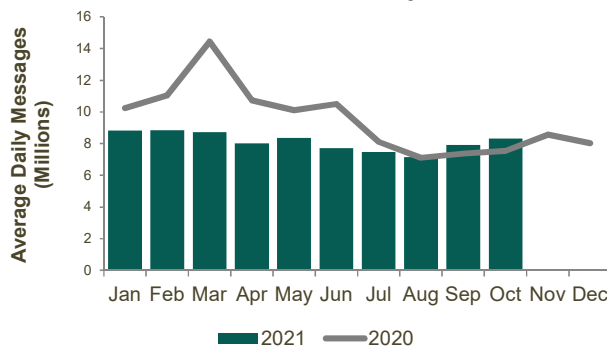
8,324,089

Average InterAct Messages (October 2021)

-16.3%

InterAct Growth (October 2021 YTD)

SWIFTNet InterAct Traffic by Month



SWIFTNet FileAct

7,044,210,351

Total FileAct KChar (October 2021 YTD)

33,615,893

Average FileAct KChar (October 2021 YTD)

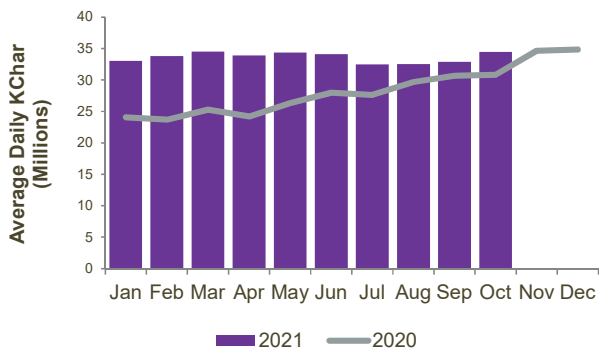
34,441,871

Average FileAct KChar (October 2021)

24.0%

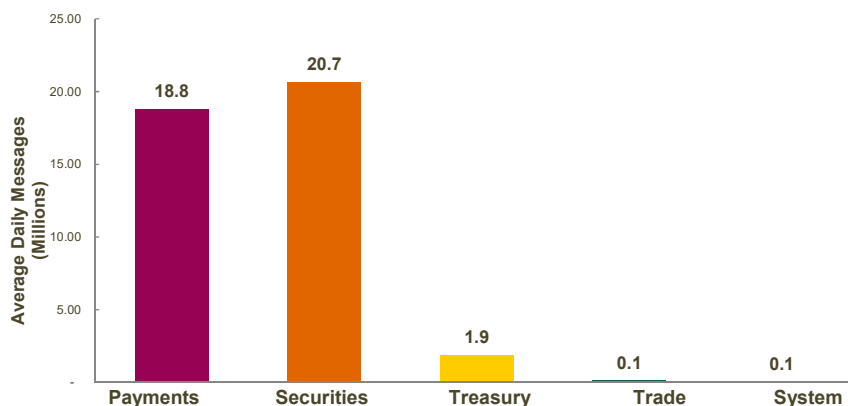
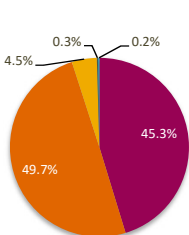
FileAct Growth (October 2021 YTD)

SWIFTNet FileAct Traffic by Month



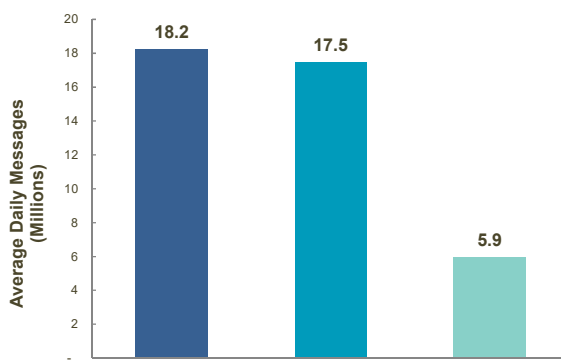
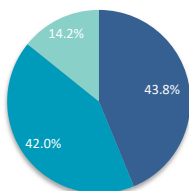
SWIFTNet FIN

Distribution by Market



	Payments	Securities	Treasury	Trade	System	Grand Total
Total Messages	3,943,576,137	4,331,699,484	393,326,442	25,477,228	16,815,179	8,710,894,470
YTD Average Daily Messages	18,819,261	20,671,436	1,877,005	121,581	80,244	41,569,527
Weight	45.3%	49.7%	4.5%	0.3%	0.2%	100.0%
YTD Growth (*)	12.0%	12.4%	5.2%	5.8%	8.2%	11.8%
Contribution to Growth (*)	45.9%	51.6%	2.1%	0.2%	0.1%	100.0%

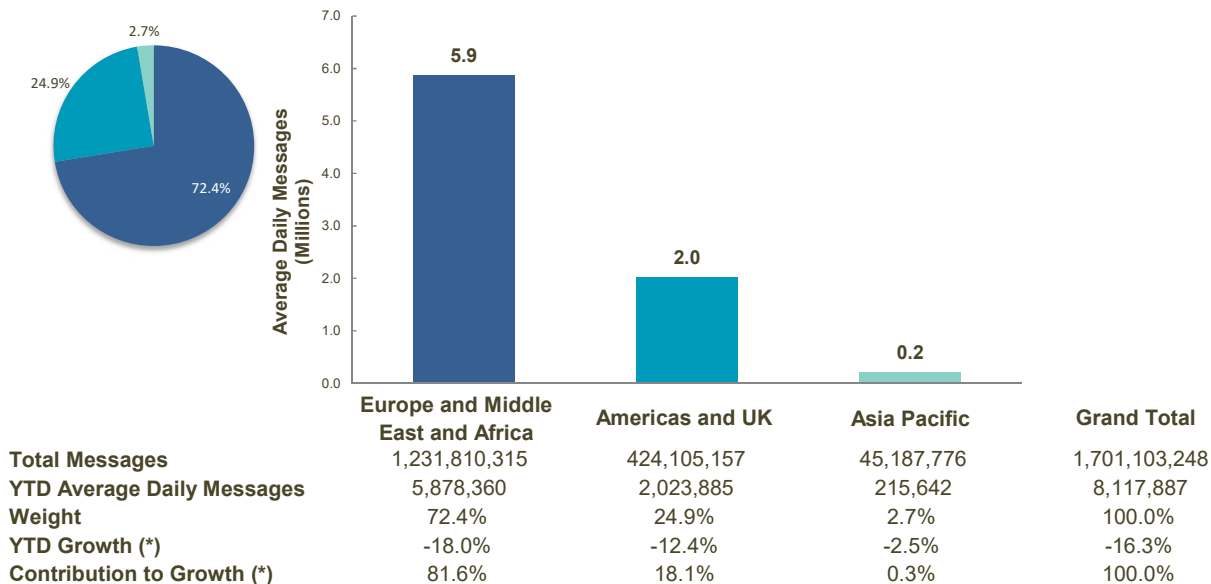
Distribution by Region



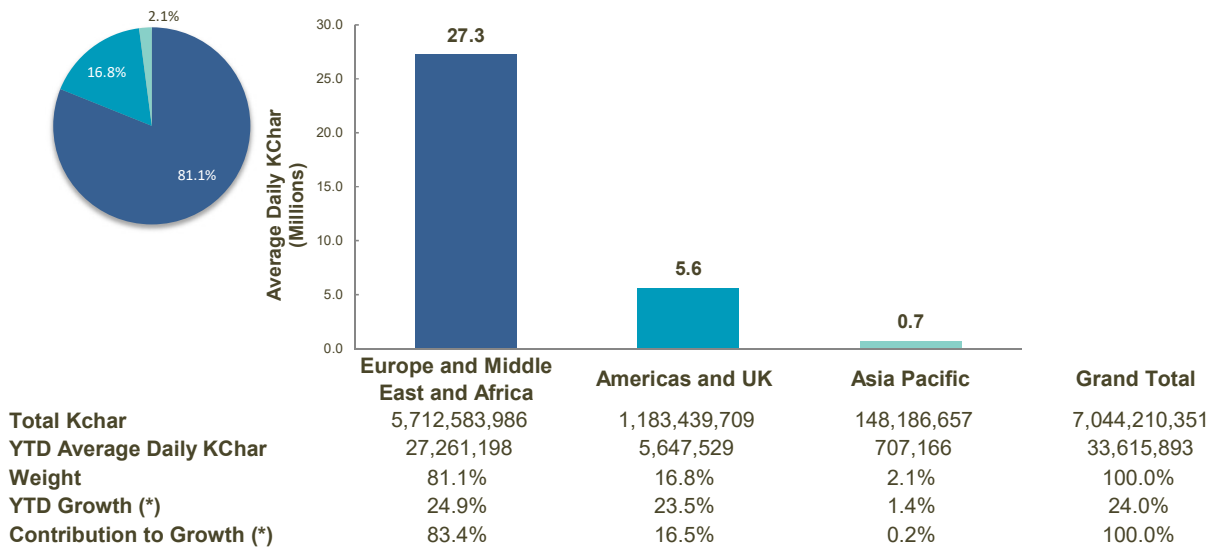
	Europe, Middle East & Africa	Americas and UK	Asia Pacific	Grand Total
Total Messages	3,812,957,628	3,660,295,951	1,237,640,891	8,710,894,470
YTD Average Daily Messages	18,195,932	17,467,411	5,906,184	41,569,527
Weight	43.8%	42.0%	14.2%	100.0%
YTD Growth (*)	11.6%	11.6%	13.3%	11.8%
Contribution to Growth (*)	43.0%	41.3%	15.7%	100.0%

(*) Growth adjusted to business days (209.55 in 2021 vs 211.1 in 2020)

SWIFTNet InterAct



SWIFTNet FileAct



(*) Growth adjusted to business days (209.55 in 2021 vs 211.1 in 2020)

