




SWIFT IN FIGURES

November 2021 YTD



Key Highlights
November 2021 YTD

SWIFTNet FIN

9,641,614,452

Total FIN Messages (November 2021 YTD)

50,278,122

FIN Messages Peak Day on 30 November 2021

41,820,058

Average FIN Messages (November 2021 YTD)

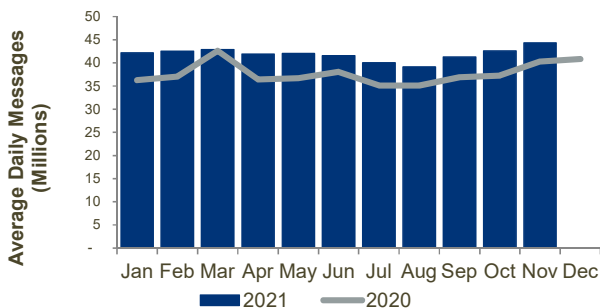
44,319,999

Average FIN Messages (November 2021)

11.7%

FIN Growth (November 2021 YTD)

SWIFTNet FIN Traffic by Month



SWIFTNET FIN Customer Base November 2021

Live countries	> 200
Live members	2,434
Live sub-members	3,104
Live participants	6,121
Total live users	11,659

SWIFTNet InterAct

1,865,310,535

Total InterAct Messages (November 2021 YTD)

8,090,698

Average InterAct Messages (November 2021 YTD)

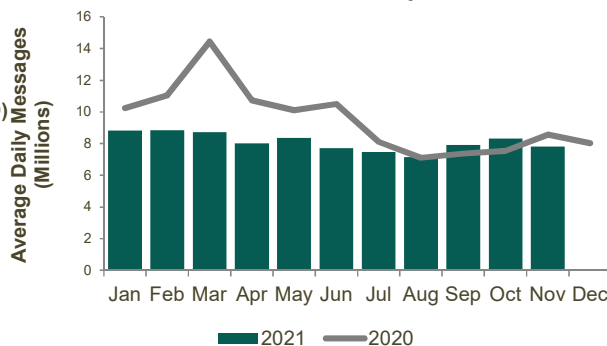
7,819,374

Average InterAct Messages (November 2021)

-15.7%

InterAct Growth (November 2021 YTD)

SWIFTNet InterAct Traffic by Month



SWIFTNet FileAct

7,854,365,257

Total FileAct KChar (November 2021 YTD)

34,067,947

Average FileAct KChar (November 2021 YTD)

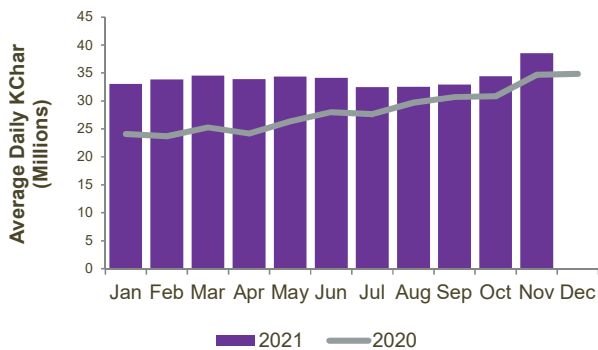
38,578,513

Average FileAct KChar (November 2021)

22.7%

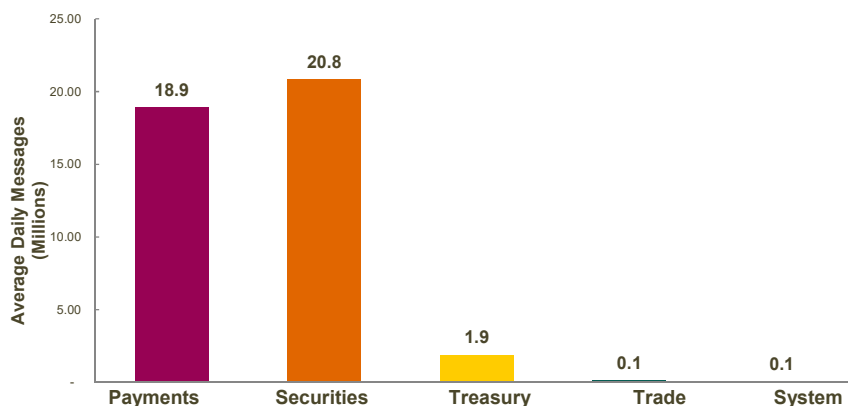
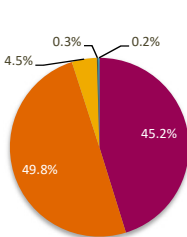
FileAct Growth (November 2021 YTD)

SWIFTNet FileAct Traffic by Month



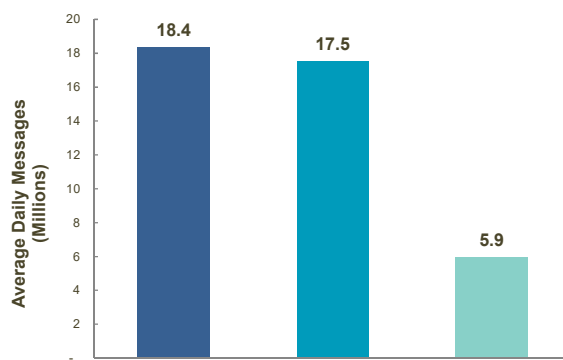
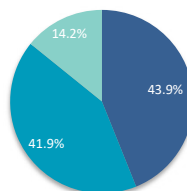
SWIFTNet FIN

Distribution by Market



	Payments	Securities	Treasury	Trade	System	Grand Total
Total Messages	4,359,009,944	4,800,472,683	434,928,980	28,250,192	18,952,653	9,641,614,452
YTD Average Daily Messages	18,907,005	20,821,829	1,886,484	122,534	82,206	41,820,058
Weight	45.2%	49.8%	4.5%	0.3%	0.2%	100.0%
YTD Growth (*)	11.8%	12.3%	5.0%	5.9%	4.9%	11.7%
Contribution to Growth (*)	45.6%	52.1%	2.0%	0.2%	0.1%	100.0%

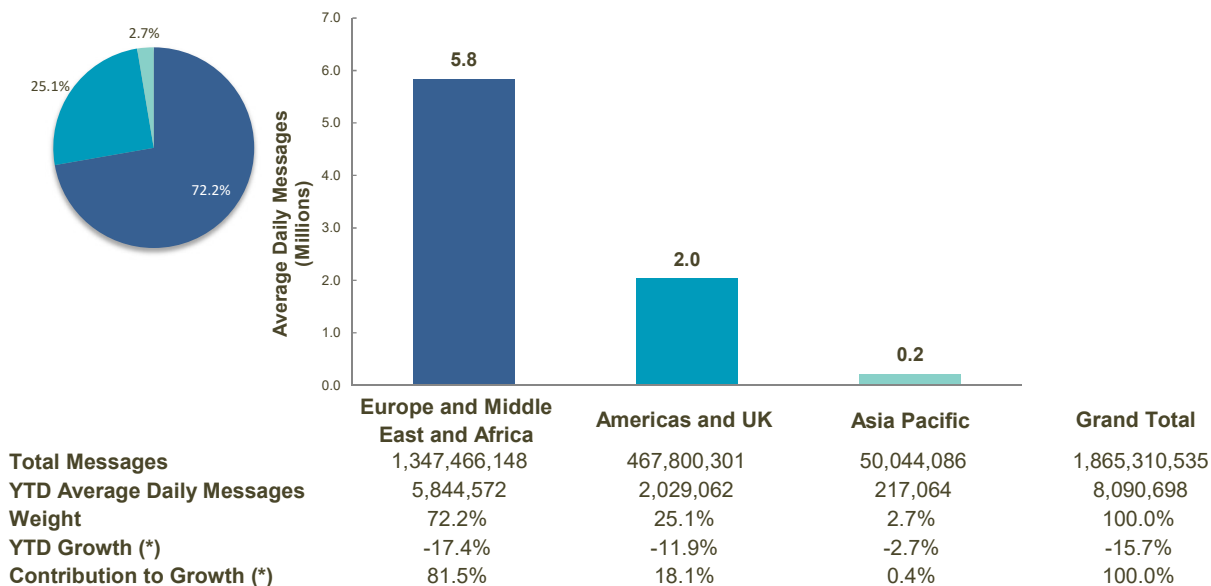
Distribution by Region



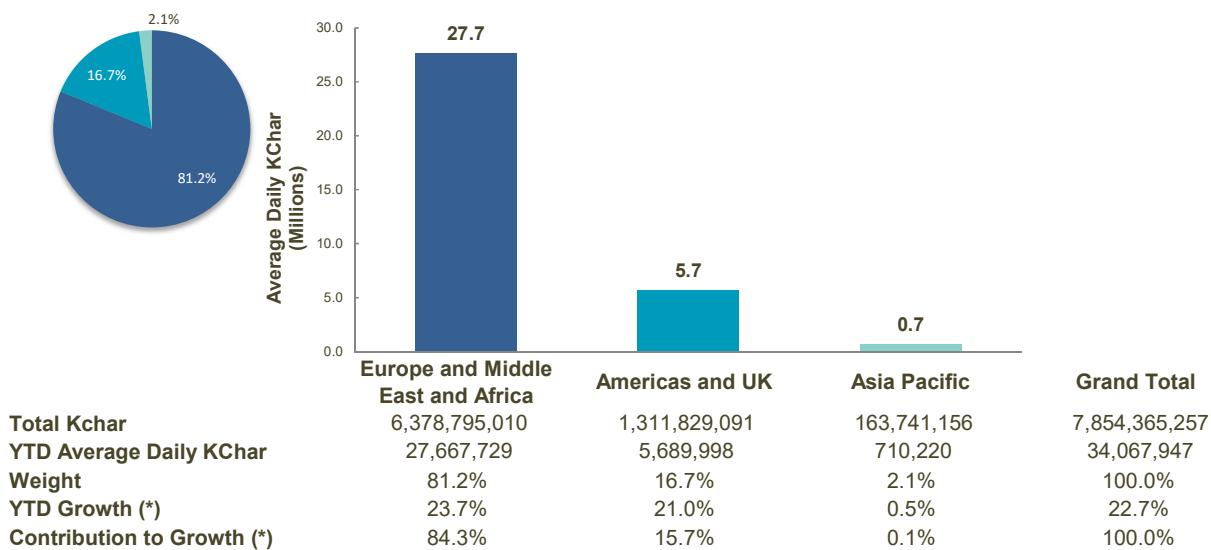
	Europe, Middle East & Africa	Americas and UK	Asia Pacific	Grand Total
Total Messages	4,232,030,854	4,041,408,565	1,368,175,033	9,641,614,452
YTD Average Daily Messages	18,356,239	17,529,423	5,934,396	41,820,058
Weight	43.9%	41.9%	14.2%	100.0%
YTD Growth (*)	11.7%	11.3%	12.8%	11.7%
Contribution to Growth (*)	44.0%	40.6%	15.4%	100.0%

(*) Growth adjusted to business days (230.55 in 2021 vs 231.4 in 2020)

SWIFTNet InterAct



SWIFTNet FileAct



(*) Growth adjusted to business days (230.55 in 2021 vs 231.4 in 2020)

