




SWIFT IN FIGURES

February 2022 YTD



Key Highlights February 2022 YTD

SWIFTNet FIN

1,768,836,453

Total FIN Messages (February 2022 YTD)

50,278,122

FIN Messages Peak Day on 30 November 2021

45,884,214

Average FIN Messages (February 2022 YTD)

45,462,298

Average FIN Messages (February 2022)

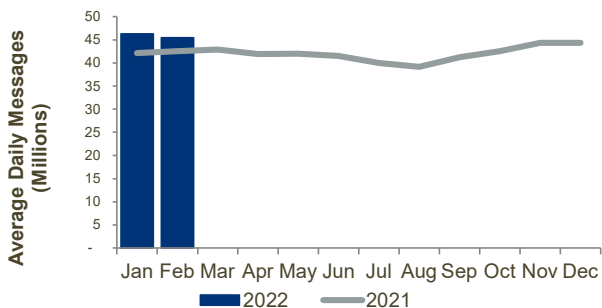
8.4%

FIN Growth (February 2022 YTD)

SWIFTNET FIN Customer Base February 2022

Live countries	> 200
Live members	2,409
Live sub-members	3,070
Live participants	6,153
Total live users	11,632

SWIFTNet FIN Traffic by Month



SWIFTNet InterAct

224,970,637

Total InterAct Messages (February 2022 YTD)

5,835,814

Average InterAct Messages (February 2022 YTD)

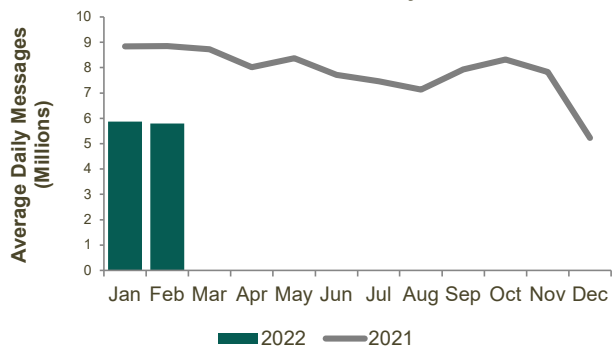
5,800,904

Average InterAct Messages (February 2022)

-34.0%

InterAct Growth (February 2022 YTD)

SWIFTNet InterAct Traffic by Month



SWIFTNet FileAct

1,604,264,642

Total FileAct KChar (February 2022 YTD)

41,615,166

Average FileAct KChar (February 2022 YTD)

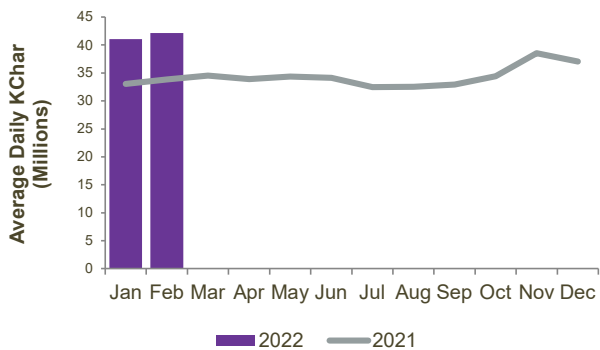
42,150,632

Average FileAct KChar (February 2022)

24.4%

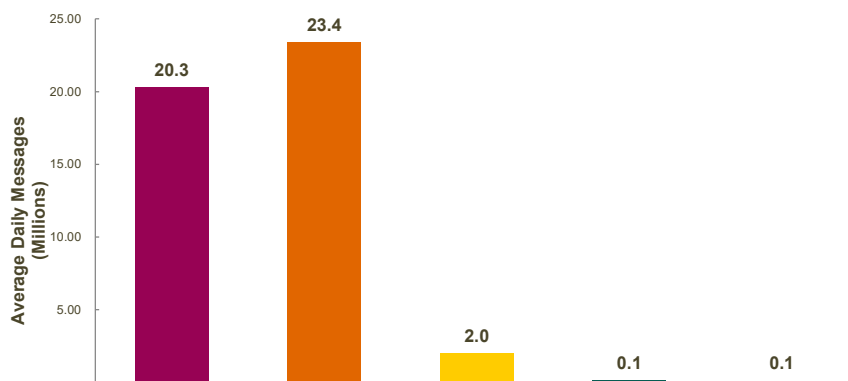
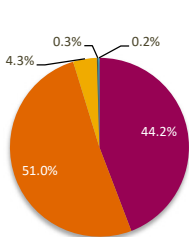
FileAct Growth (February 2022 YTD)

SWIFTNet FileAct Traffic by Month



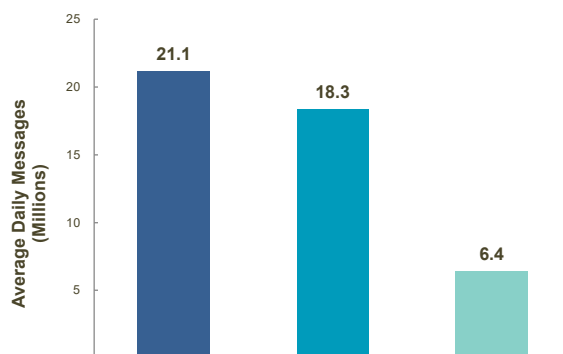
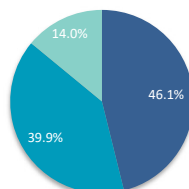
SWIFTNet FIN

Distribution by Market



	Payments	Securities	Treasury	Trade	System	Grand Total
Total Messages	782,119,765	902,367,562	76,395,272	4,676,387	3,277,467	1,768,836,453
YTD Average Daily Messages	20,288,450	23,407,719	1,981,719	121,307	85,019	45,884,214
Weight	44.2%	51.0%	4.3%	0.3%	0.2%	100.0%
YTD Growth (*)	9.8%	8.0%	0.5%	0.0%	6.5%	8.4%
Contribution to Growth (*)	51.0%	48.6%	0.3%	0.0%	0.1%	100.0%

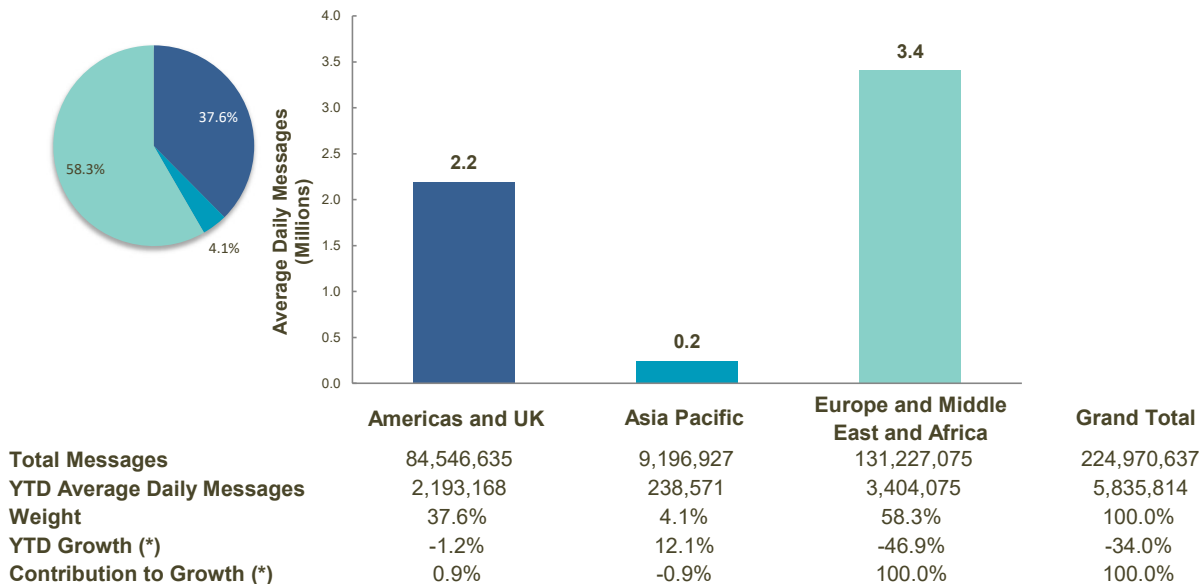
Distribution by Region



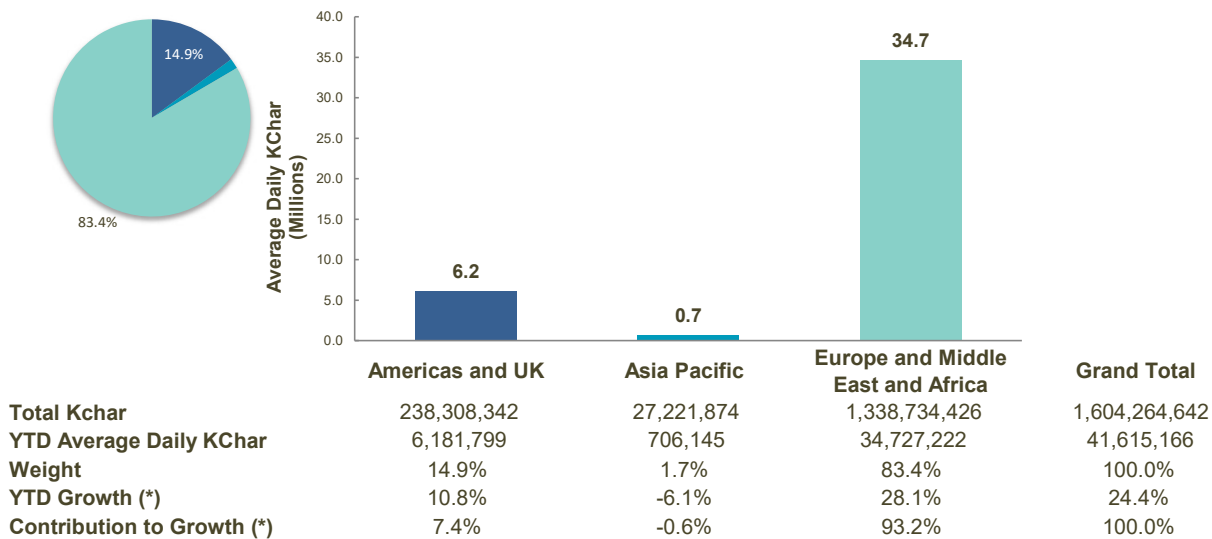
	Europe, Middle East & Africa	Americas and UK	Asia Pacific	Grand Total
Total Messages	815,275,061	706,130,459	247,430,933	1,768,836,453
YTD Average Daily Messages	21,148,510	18,317,262	6,418,442	45,884,214
Weight	46.1%	39.9%	14.0%	100.0%
YTD Growth (*)	14.0%	1.8%	11.0%	8.4%
Contribution to Growth (*)	72.8%	9.3%	17.9%	100.0%

(*) Growth adjusted to business days (38.55 in 2022 vs 38.55 in 2021)

SWIFTNet InterAct



SWIFTNet FileAct



(*) Growth adjusted to business days (38.55 in 2022 vs 38.55 in 2021)

