




SWIFT IN FIGURES

March 2022 YTD



Key Highlights March 2022 YTD

SWIFTNet FIN

2,839,158,530

Total FIN Messages (March 2022 YTD)

50,278,122

FIN Messages Peak Day on 30 November 2021

46,202,743

Average FIN Messages (March 2022 YTD)

46,738,955

Average FIN Messages (March 2022)

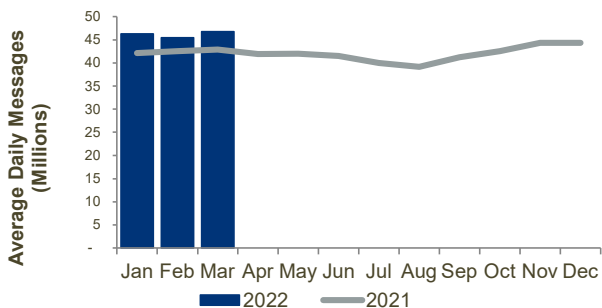
8.6%

FIN Growth (March 2022 YTD)

SWIFTNET FIN Customer Base March 2022

Live countries	> 200
Live members	2,396
Live sub-members	3,057
Live participants	6,179
Total live users	11,632

SWIFTNet FIN Traffic by Month



SWIFTNet InterAct

366,628,501

Total InterAct Messages (March 2022 YTD)

5,966,290

Average InterAct Messages (March 2022 YTD)

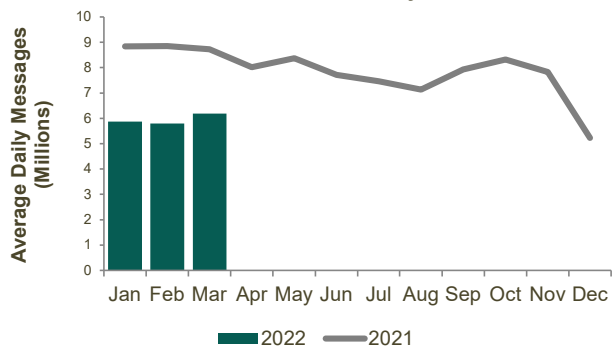
6,185,933

Average InterAct Messages (March 2022)

-32.2%

InterAct Growth (March 2022 YTD)

SWIFTNet InterAct Traffic by Month



SWIFTNet FileAct

2,460,711,725

Total FileAct KChar (March 2022 YTD)

40,044,129

Average FileAct KChar (March 2022 YTD)

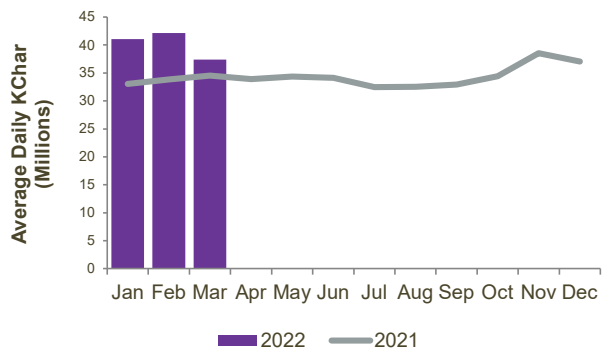
37,399,436

Average FileAct KChar (March 2022)

18.3%

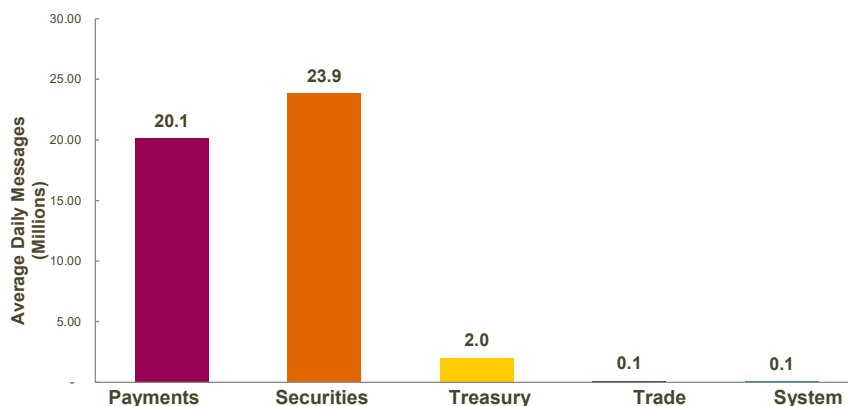
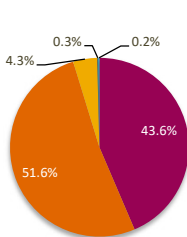
FileAct Growth (March 2022 YTD)

SWIFTNet FileAct Traffic by Month



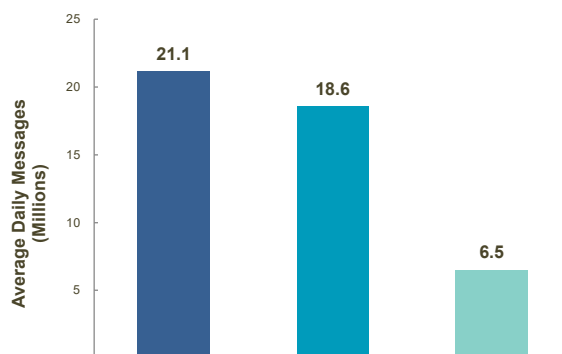
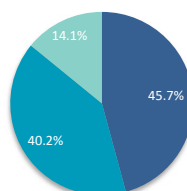
SWIFTNet FIN

Distribution by Market



	Payments	Securities	Treasury	Trade	System	Grand Total
Total Messages	1,237,693,720	1,465,681,287	123,276,422	7,378,660	5,128,441	2,839,158,530
YTD Average Daily Messages	20,141,476	23,851,608	2,006,126	120,076	83,457	46,202,743
Weight	43.6%	51.6%	4.3%	0.3%	0.2%	100.0%
YTD Growth (*)	8.8%	9.3%	0.5%	-1.1%	6.1%	8.6%
Contribution to Growth (*)	44.3%	55.4%	0.3%	0.0%	0.1%	100.0%

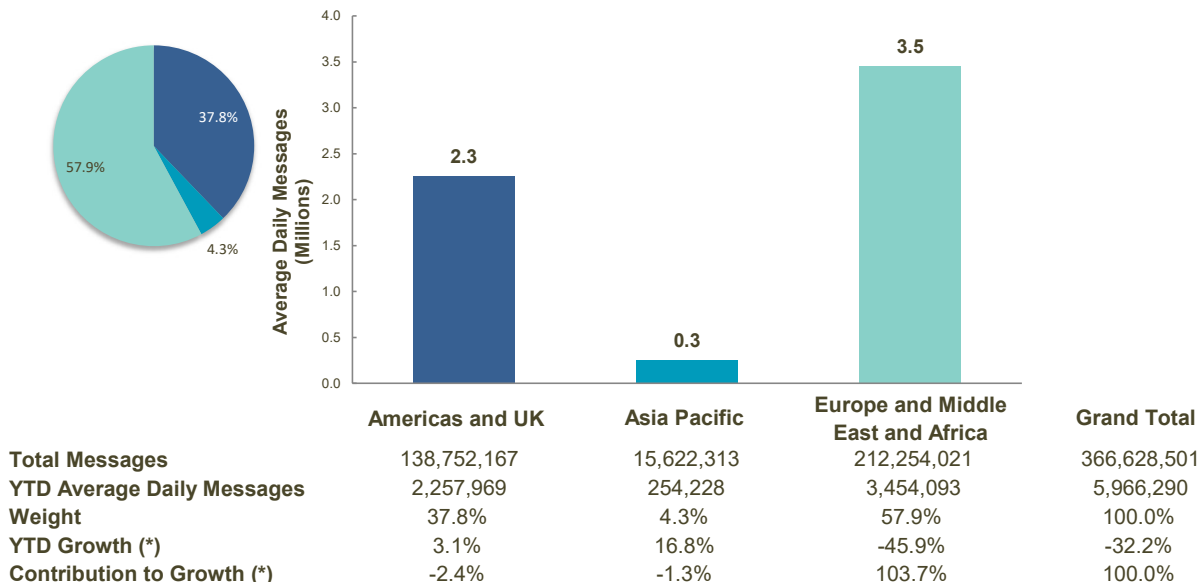
Distribution by Region



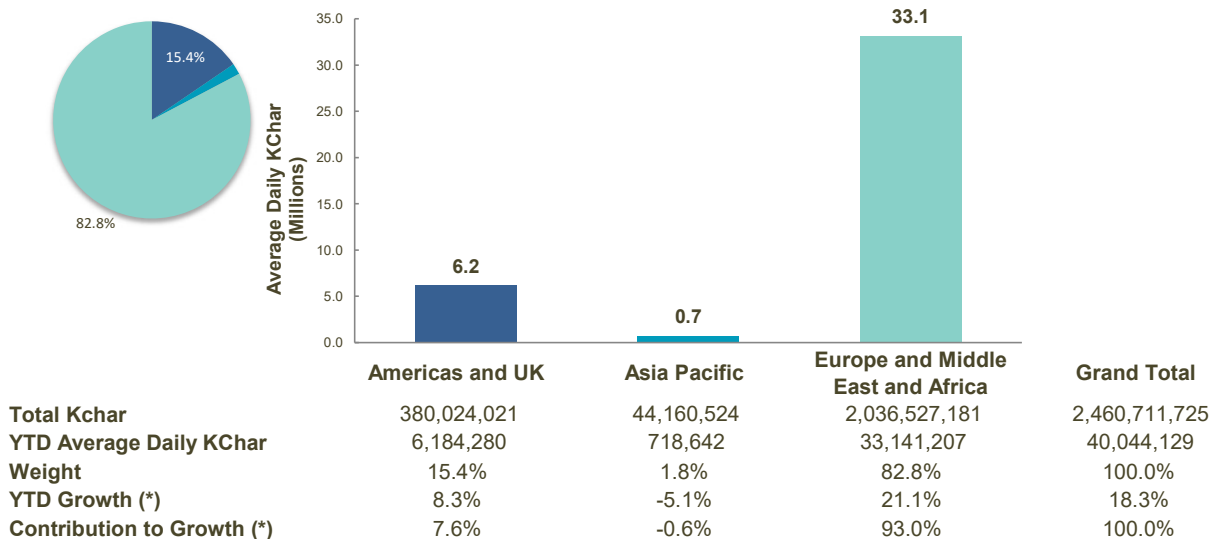
	Europe, Middle East & Africa	Americas and UK	Asia Pacific	Grand Total
Total Messages	1,298,860,907	1,140,610,027	399,687,596	2,839,158,530
YTD Average Daily Messages	21,136,874	18,561,595	6,504,273	46,202,743
Weight	45.7%	40.2%	14.1%	100.0%
YTD Growth (*)	13.2%	3.2%	10.8%	8.6%
Contribution to Growth (*)	67.0%	15.7%	17.3%	100.0%

(*) Growth adjusted to business days (61.45 in 2022 vs 61.35 in 2021)

SWIFTNet InterAct



SWIFTNet FileAct



(*) Growth adjusted to business days (61.45 in 2022 vs 61.35 in 2021)

