




## SWIFT IN FIGURES

June 2022 YTD



## Key Highlights

### June 2022 YTD

#### SWIFTNet FIN

**5,659,658,086**

Total FIN Messages (June 2022 YTD)

**50,278,122**

FIN Messages Peak Day on 30 November 2021

**45,771,598**

Average FIN Messages (June 2022 YTD)

**44,129,659**

Average FIN Messages (June 2022)

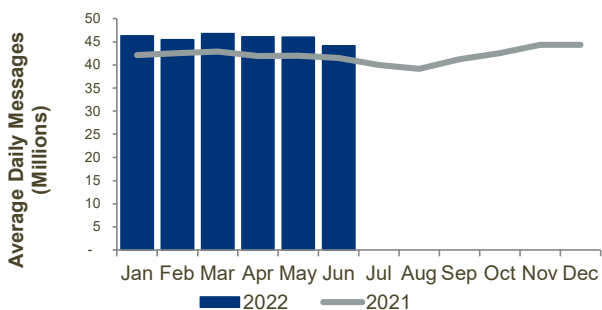
**8.6%**

FIN Growth (June 2022 YTD)

#### SWIFTNET FIN Customer Base June 2022

Live countries	> 200
Live members	2,381
Live sub-members	3,037
Live participants	6,242
Total live users	11,660

SWIFTNet FIN Traffic by Month



#### SWIFTNet InterAct

**725,522,705**

Total InterAct Messages (June 2022 YTD)

**5,867,551**

Average InterAct Messages (June 2022 YTD)

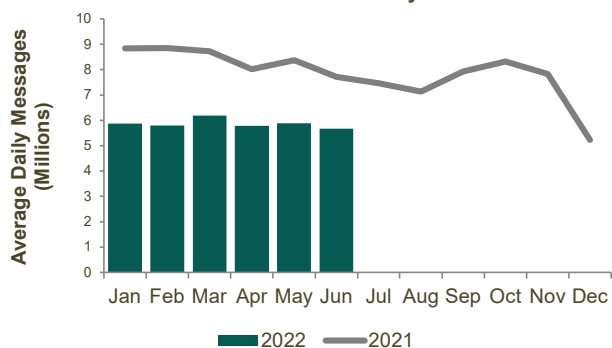
**5,660,928**

Average InterAct Messages (June 2022)

**-30.2%**

InterAct Growth (June 2022 YTD)

SWIFTNet InterAct Traffic by Month



#### SWIFTNet FileAct

**4,979,821,066**

Total FileAct KChar (June 2022 YTD)

**40,273,523**

Average FileAct KChar (June 2022 YTD)

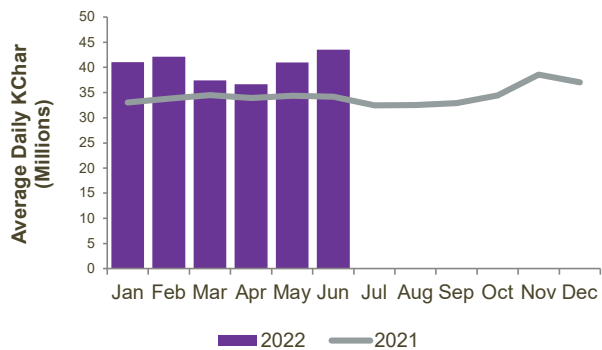
**43,534,209**

Average FileAct KChar (June 2022)

**18.5%**

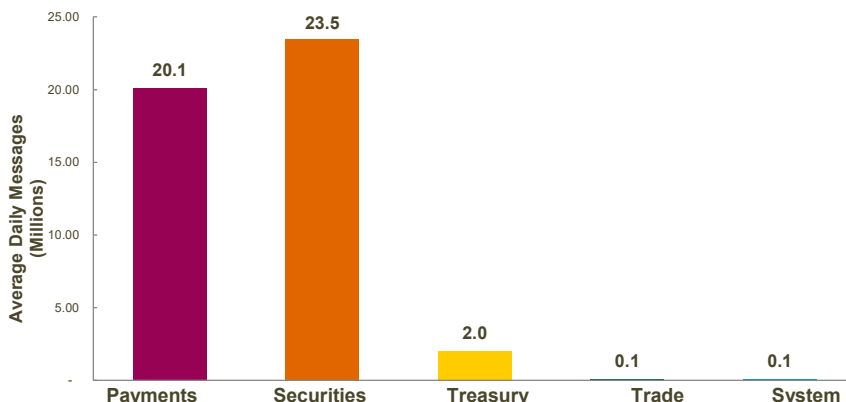
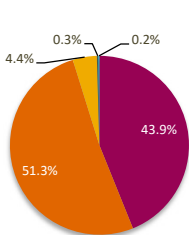
FileAct Growth (June 2022 YTD)

SWIFTNet FileAct Traffic by Month



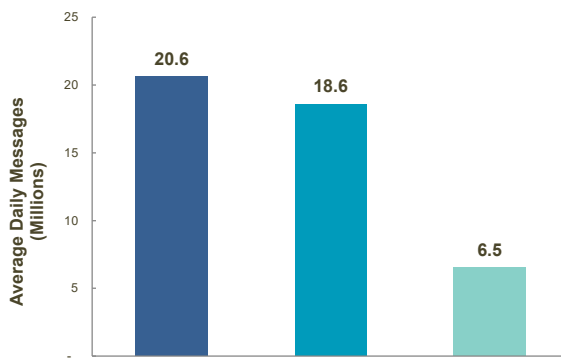
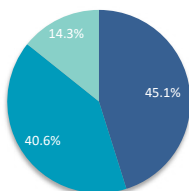
**SWIFTNet FIN**

**Distribution by Market**



	Payments	Securities	Treasury	Trade	System	Grand Total
<b>Total Messages</b>	2,484,693,632	2,901,576,115	247,964,316	14,784,558	10,639,465	5,659,658,086
<b>YTD Average Daily Messages</b>	20,094,570	23,466,042	2,005,373	119,568	86,045	45,771,598
<b>Weight</b>	43.9%	51.3%	4.4%	0.3%	0.2%	100.0%
<b>YTD Growth (*)</b>	7.3%	10.0%	5.8%	-2.7%	8.4%	8.6%
<b>Contribution to Growth (*)</b>	37.8%	59.1%	3.1%	-0.1%	0.2%	100.0%

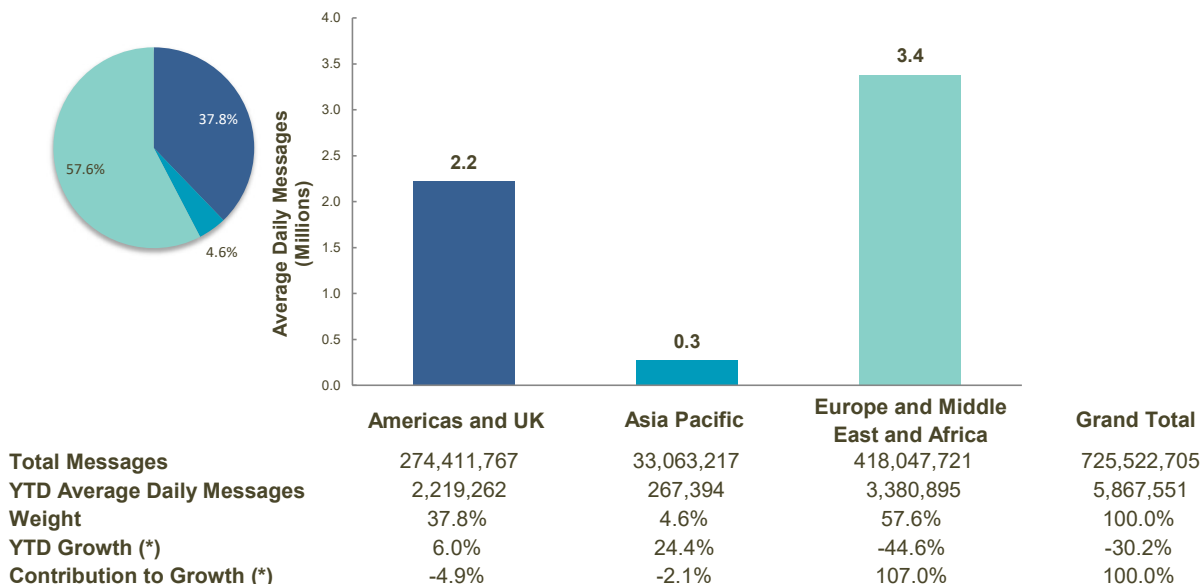
**Distribution by Region**



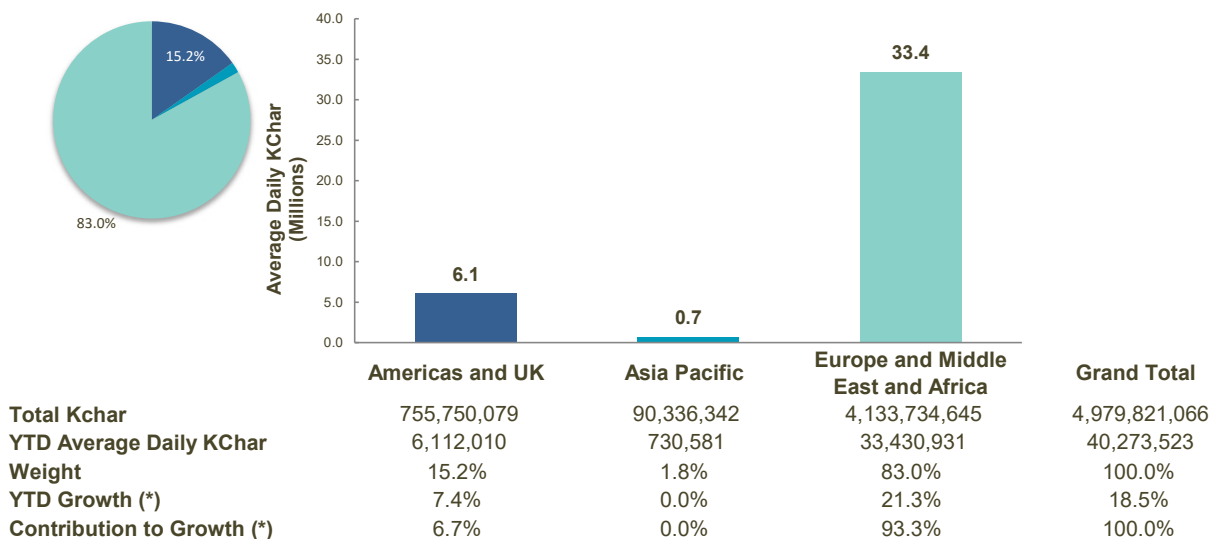
	Europe, Middle East & Africa	Americas and UK	Asia Pacific	Grand Total
<b>Total Messages</b>	2,552,976,620	2,299,355,242	807,326,224	5,659,658,086
<b>YTD Average Daily Messages</b>	20,646,798	18,595,675	6,529,124	45,771,598
<b>Weight</b>	45.1%	40.6%	14.3%	100.0%
<b>YTD Growth (*)</b>	11.5%	4.6%	11.2%	8.6%
<b>Contribution to Growth (*)</b>	59.2%	22.7%	18.1%	100.0%

(\*) Growth adjusted to business days (123.65 in 2022 vs 123.55 in 2021)

**SWIFTNet InterAct**



**SWIFTNet FileAct**



(\*) Growth adjusted to business days (123.65 in 2022 vs 123.55 in 2021)

