




**Swift IN FIGURES**

October 2022 YTD



**Key Highlights**  
October 2022 YTD

**SWIFTNet FIN**

**9,378,418,195**

Total FIN Messages (October 2022 YTD)

**50,278,122**

FIN Messages Peak Day on 30 November 2021

**44,765,719**

Average FIN Messages (October 2022 YTD)

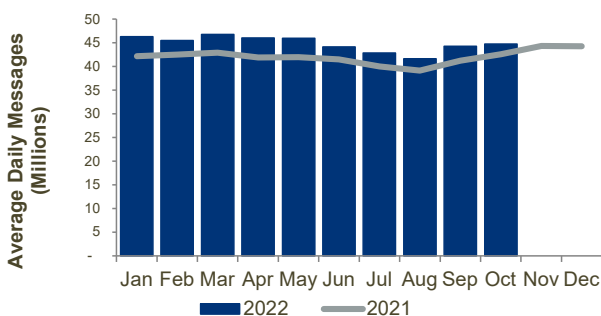
**44,711,506**

Average FIN Messages (October 2022)

**7.7%**

FIN Growth (October 2022 YTD)

**SWIFTNet FIN Traffic by Month**



**SWIFTNET FIN Customer Base October 2022**

Live countries	> 200
Live members	2,371
Live sub-members	3,000
Live participants	6,318
Total live users	11,689

**SWIFTNet InterAct**

**1,275,806,520**

Total InterAct Messages (October 2022 YTD)

**6,089,769**

Average InterAct Messages (October 2022 YTD)

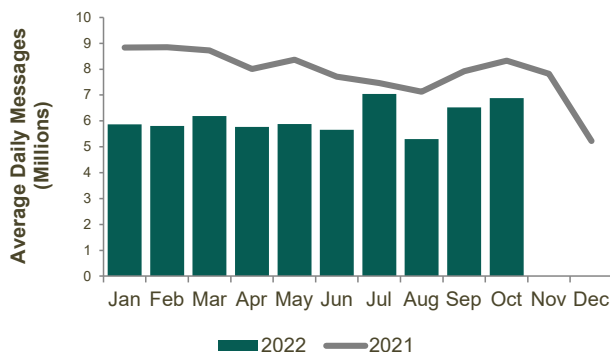
**6,877,282**

Average InterAct Messages (October 2022)

**-25.0%**

InterAct Growth (October 2022 YTD)

**SWIFTNet InterAct Traffic by Month**



**SWIFTNet FileAct**

**8,082,407,286**

Total FileAct Kchar (October 2022 YTD)

**38,579,510**

Average FileAct KChar (October 2022 YTD)

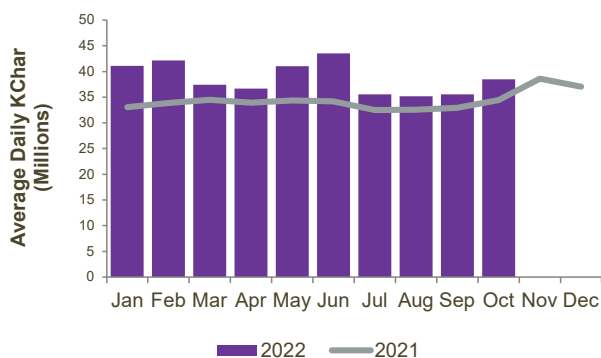
**38,455,415**

Average FileAct KChar (October 2022)

**14.8%**

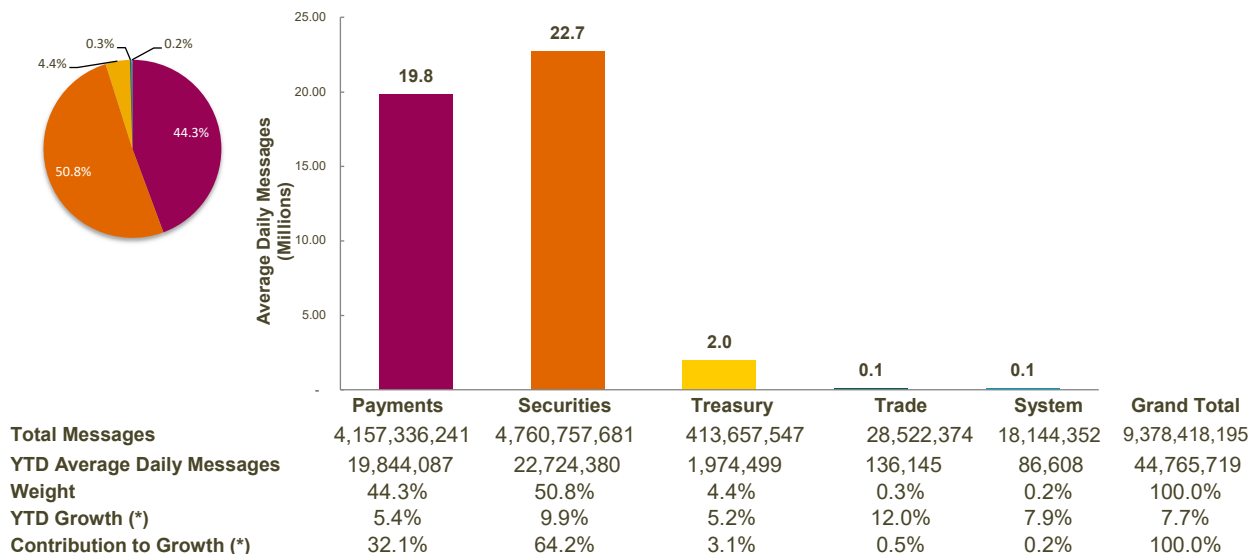
FileAct Growth (October 2022 YTD)

**SWIFTNet FileAct Traffic by Month**

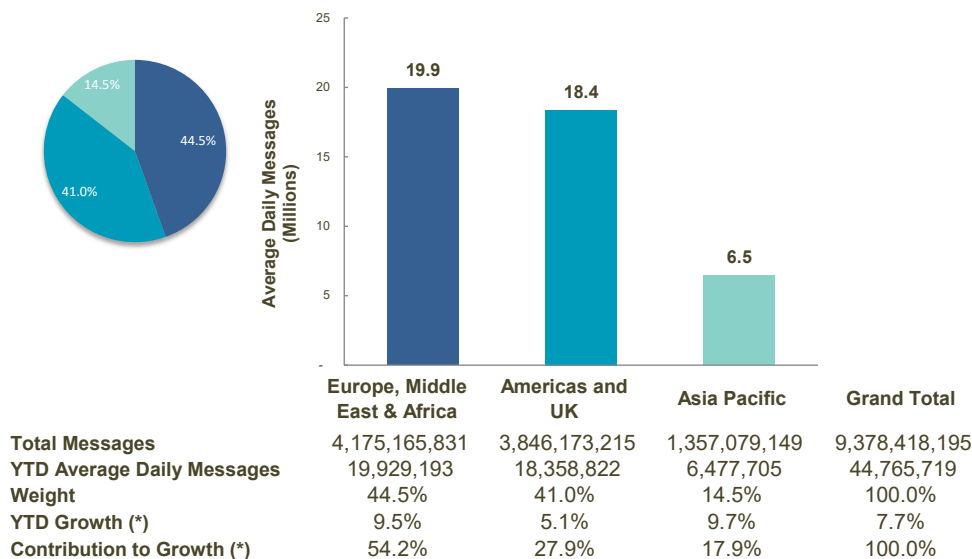


**SWIFTNet FIN**

**Distribution by Market**

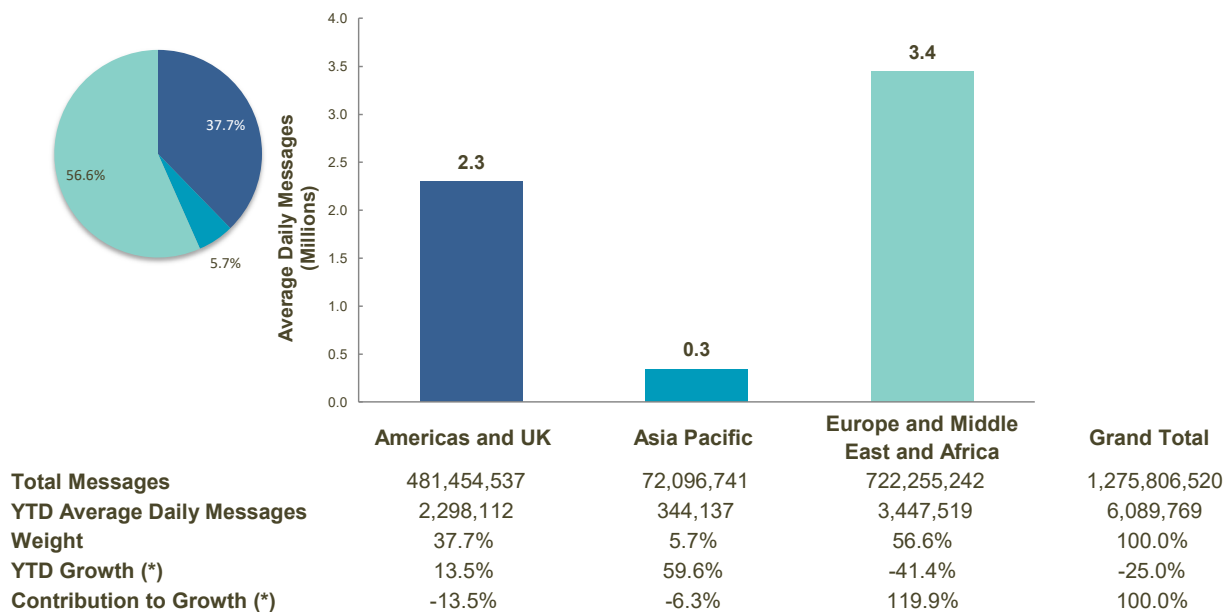


**Distribution by Region**

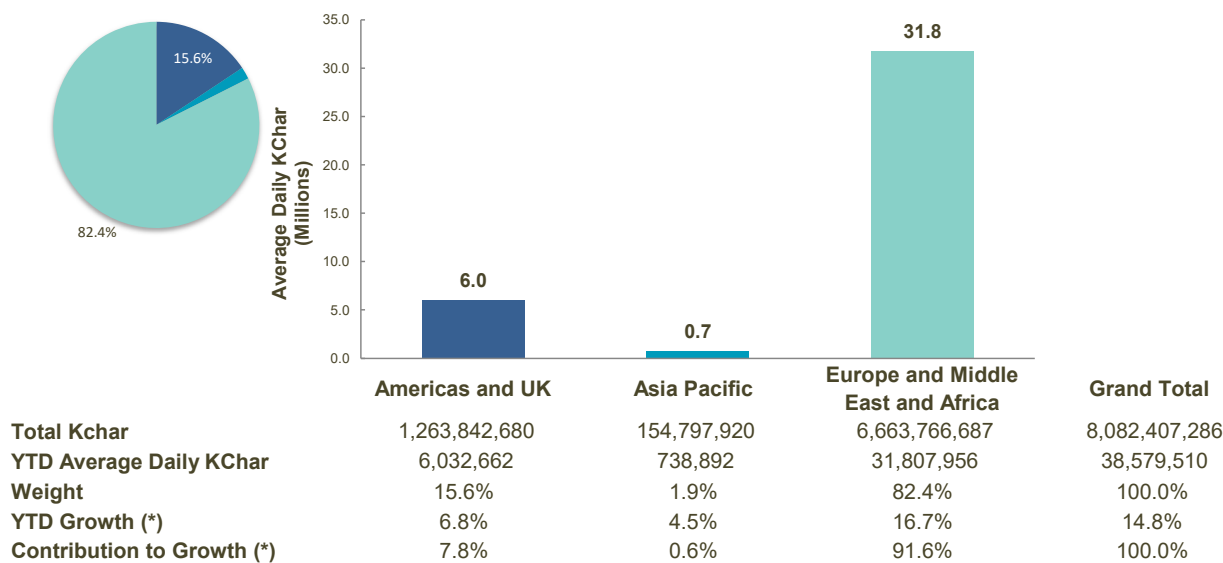


(\*) Growth adjusted to business days (209.5 in 2022 vs 209.55 in 2021)

### SWIFTNet InterAct



### SWIFTNet FileAct



(\*) Growth adjusted to business days (209.5 in 2022 vs 209.55 in 2021)

