




**Swift IN FIGURES**

November 2022 YTD



**Key Highlights**  
November 2022 YTD

**SWIFTNet FIN**

**10,323,868,219**

Total FIN Messages (November 2022 YTD)

**50,278,122**

FIN Messages Peak Day on 30 November 2021

**44,769,593**

Average FIN Messages (November 2022 YTD)

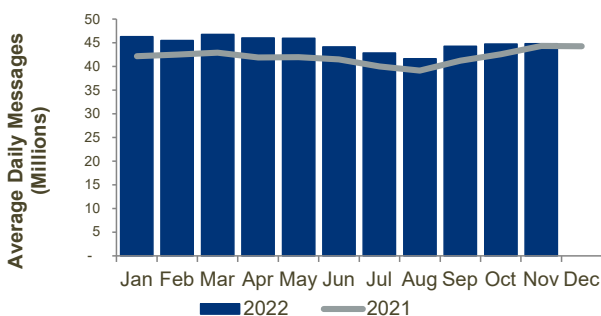
**44,808,058**

Average FIN Messages (November 2022)

**7.1%**

FIN Growth (November 2022 YTD)

**SWIFTNet FIN Traffic by Month**



**SWIFTNET FIN Customer Base November 2022**

Live countries	> 200
Live members	2,365
Live sub-members	3,000
Live participants	6,322
Total live users	11,687

**SWIFTNet InterAct**

**1,405,978,935**

Total InterAct Messages (November 2022 YTD)

**6,097,047**

Average InterAct Messages (November 2022 YTD)

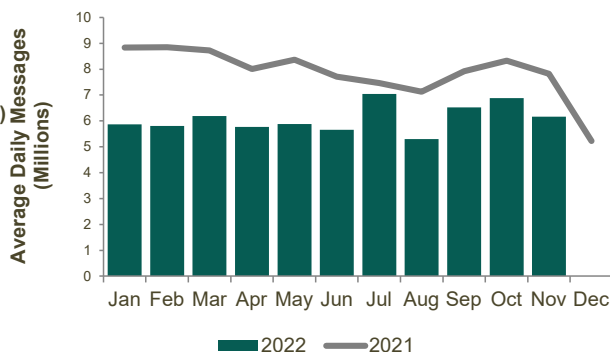
**6,169,080**

Average InterAct Messages (November 2022)

**-24.6%**

InterAct Growth (November 2022 YTD)

**SWIFTNet InterAct Traffic by Month**



**SWIFTNet FileAct**

**8,902,012,900**

Total FileAct Kchar (November 2022 YTD)

**38,603,699**

Average FileAct KChar (November 2022 YTD)

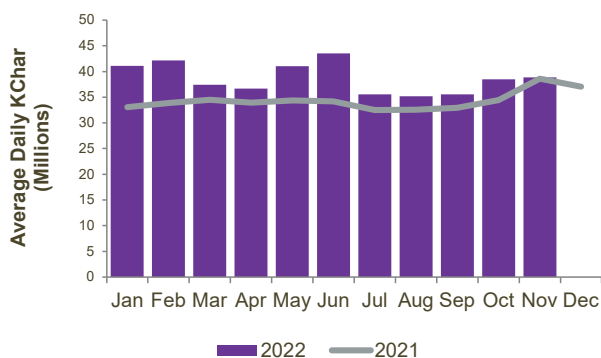
**38,843,591**

Average FileAct KChar (November 2022)

**13.3%**

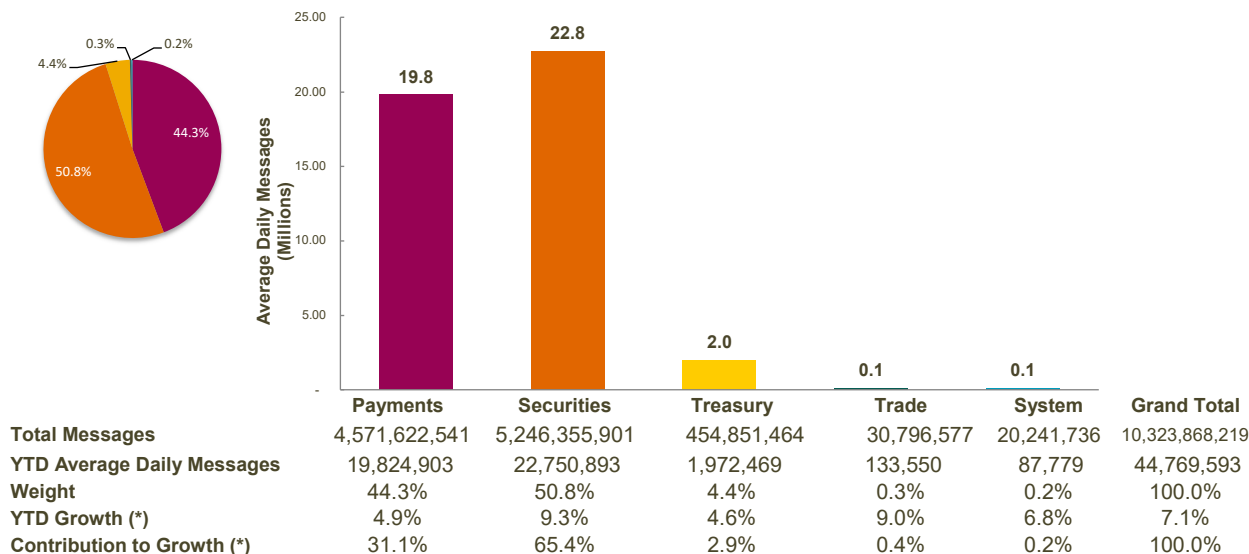
FileAct Growth (November 2022 YTD)

**SWIFTNet FileAct Traffic by Month**

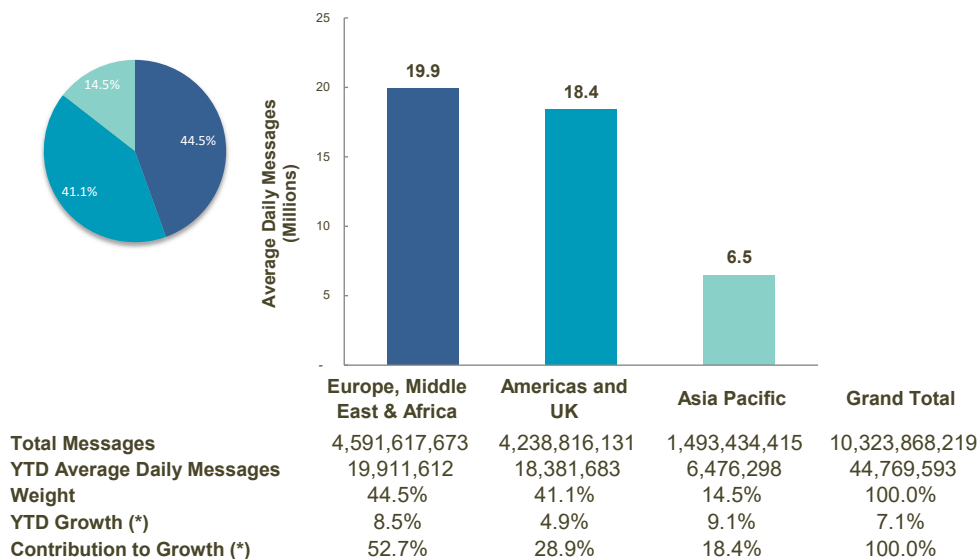


**SWIFTNet FIN**

**Distribution by Market**

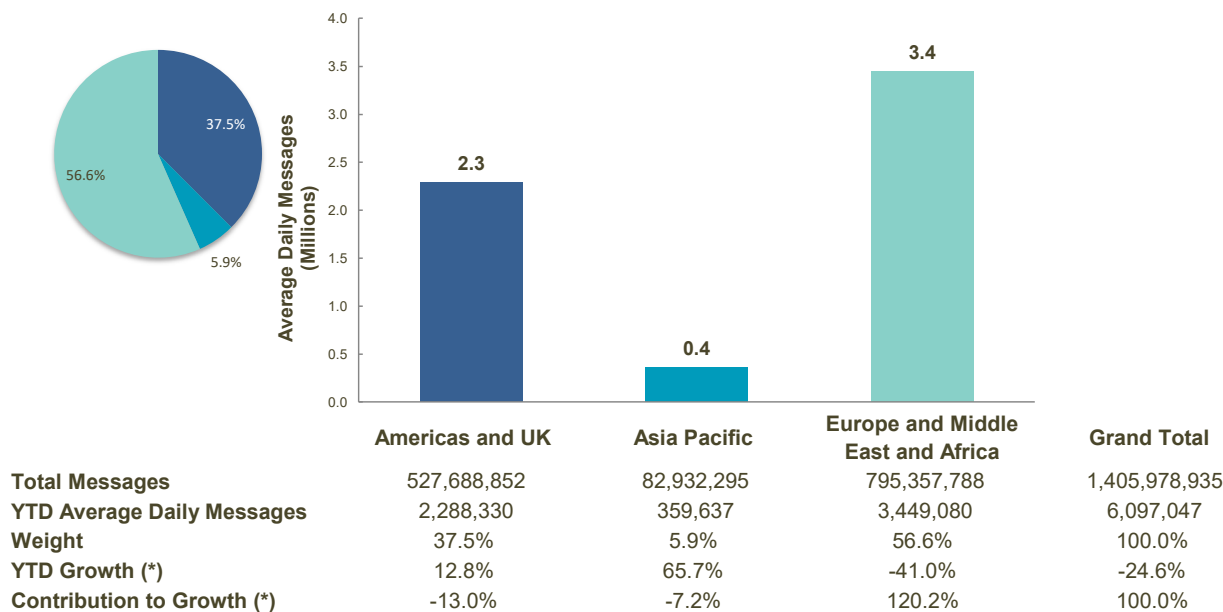


**Distribution by Region**

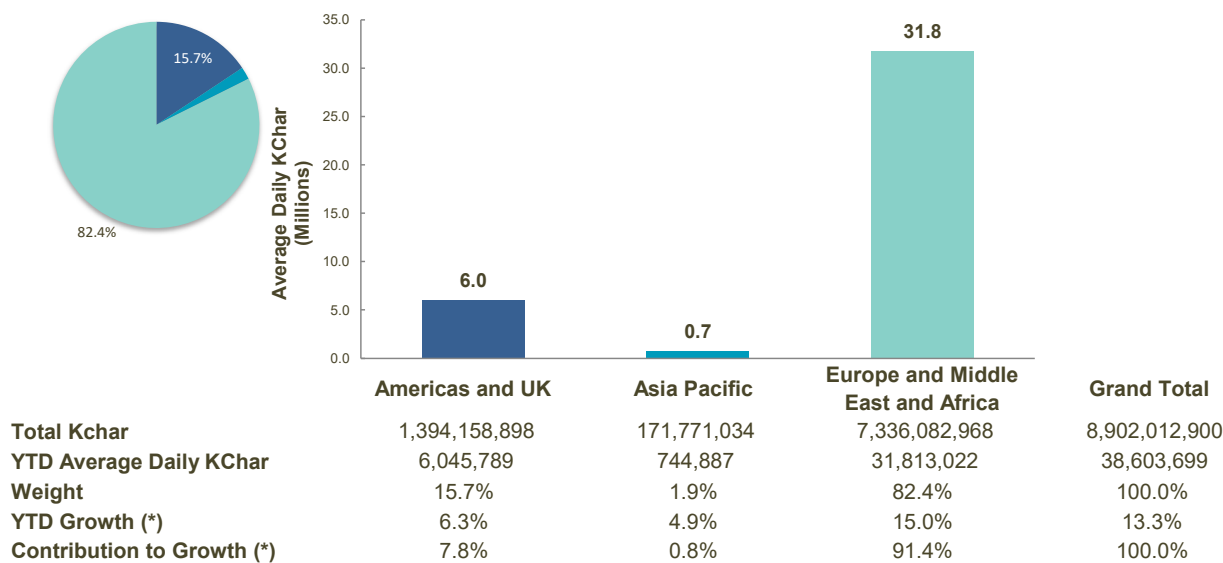


(\*) Growth adjusted to business days (230.6 in 2022 vs 230.55 in 2021)

### SWIFTNet InterAct



### SWIFTNet FileAct



(\*) Growth adjusted to business days (230.6 in 2022 vs 230.55 in 2021)

