




Swift IN FIGURES

December 2022 YTD



Key Highlights
December 2022 YTD

SWIFTNet FIN

11,254,954,553

Total FIN Messages (December 2022 YTD)

50,278,122

FIN Messages Peak Day on 30 November 2021

44,804,755

Average FIN Messages (December 2022 YTD)

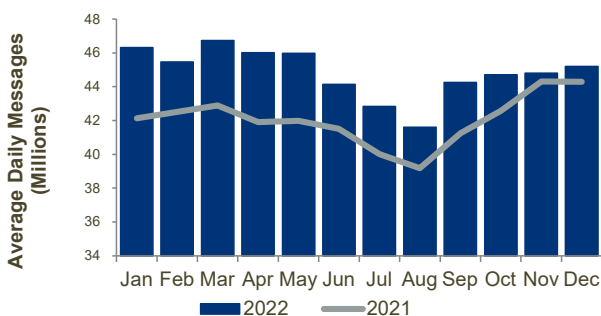
45,198,366

Average FIN Messages (December 2022)

6.6%

FIN Growth (December 2022 YTD)

SWIFTNet FIN Traffic by Month



SWIFTNET FIN Customer Base December 2022

Live countries	> 200
Live members	2,360
Live sub-members	2,993
Live participants	6,343
Total live users	11,696

SWIFTNet InterAct

1,520,459,468

Total InterAct Messages (December 2022 YTD)

6,052,785

Average InterAct Messages (December 2022 YTD)

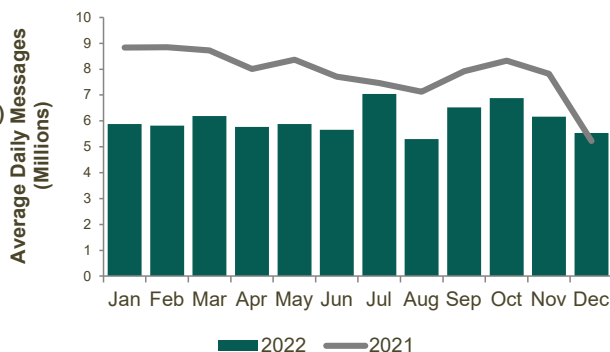
5,534,148

Average InterAct Messages (December 2022)

-22.9%

InterAct Growth (December 2022 YTD)

SWIFTNet InterAct Traffic by Month



SWIFTNet FileAct

9,742,944,247

Total FileAct Kchar (December 2022 YTD)

38,785,606

Average FileAct KChar (December 2022 YTD)

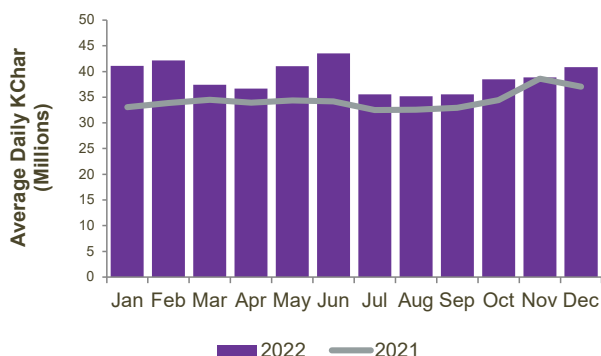
40,821,910

Average FileAct KChar (December 2022)

13.0%

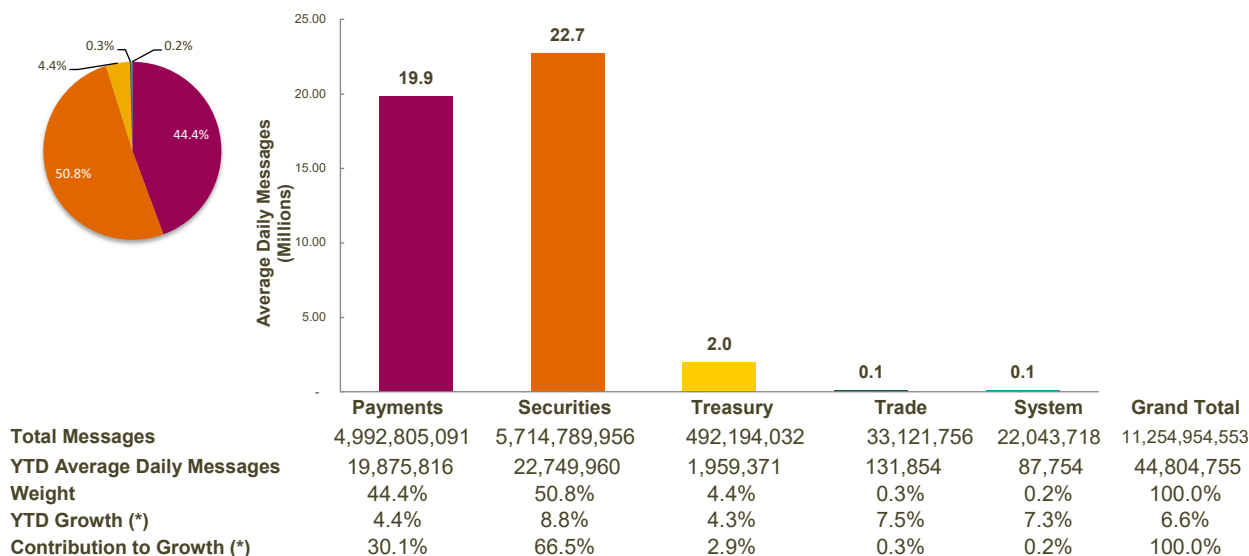
FileAct Growth (December 2022 YTD)

SWIFTNet FileAct Traffic by Month

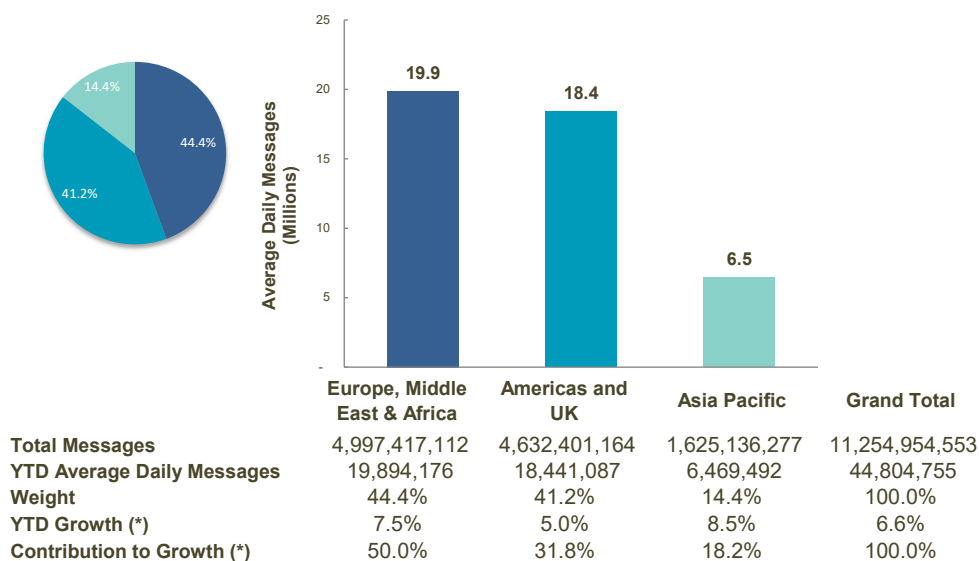


SWIFTNet FIN

Distribution by Market

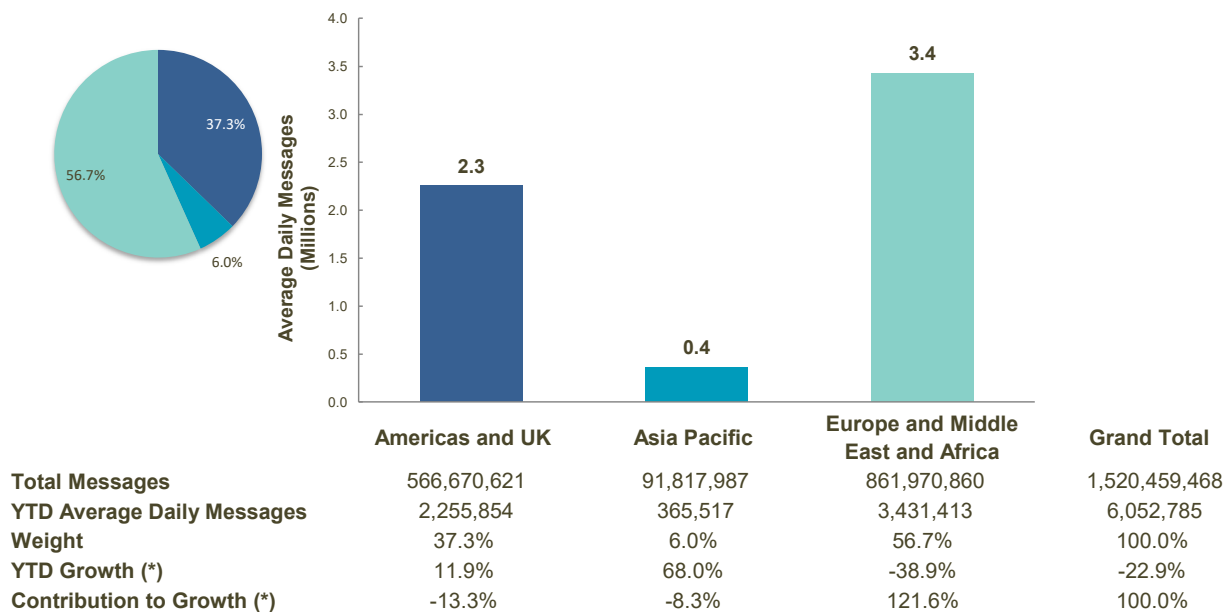


Distribution by Region

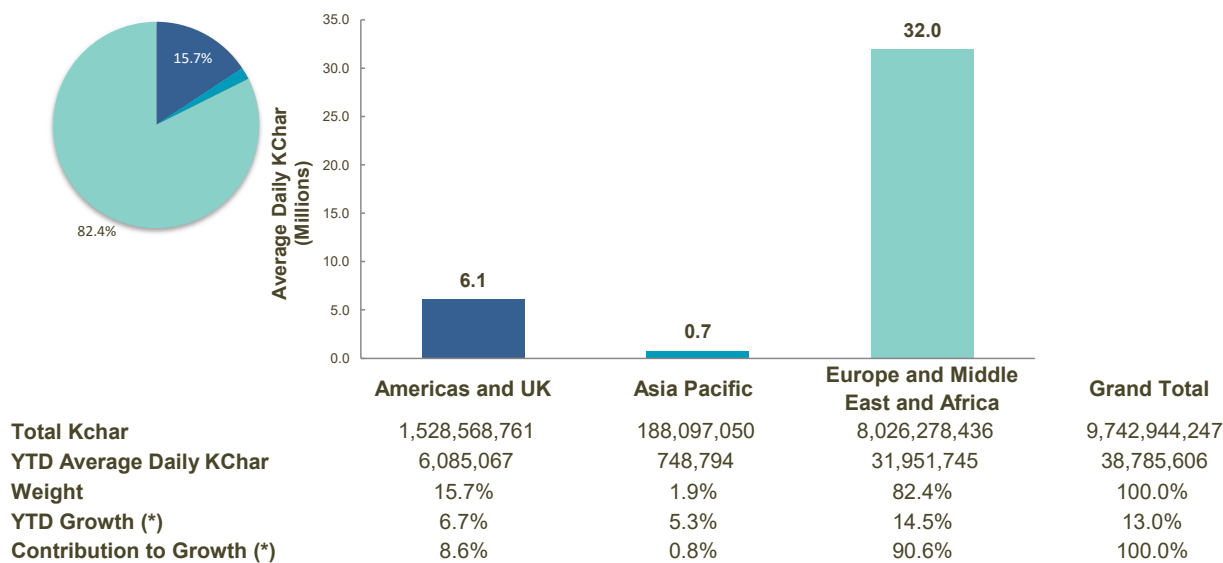


(*) Growth adjusted to business days (251.2 in 2022 vs 252.05 in 2021)

SWIFTNet InterAct



SWIFTNet FileAct



(*) Growth adjusted to business days (251.2 in 2022 vs 252.05 in 2021)

