

Presentation will begin at 12:03GMT

If you cannot hear us via WebEx / computer audio
you may need to dial-in using a phone

Global webinar for third-party providers



January 2023

Partner Programme / Third-
Party Provider Readiness

Agenda

1. Admin notices
2. Achievements from 2022
3. Attention points from readiness testing
4. 2023 roadmap
5. Relationship Management Application (RMA) evolution
6. Close

Admin notices

- This presentation is being recorded
- The content will be published on SWIFT.com (<https://www.swift.com/standards/iso-20022/iso-20022-past-webinars>)
- Global webinar for third-party providers occur the last Thursday of every month and you can register 2 weeks before each event here: [Transaction Management Global Webinar for 3rd Party Providers](#)
- To ensure you receive communications from us while we remain GDPR compliant please [update your preferences here](#) (you will need to login to / create your free SWIFT account) to include the interests 'Payments' and/or 'Standards' and we will ensure we keep you informed about:
 - Global webinar for third-party providers Invitations
 - Relevant developments on ISO 20022 and Transaction Management
 - Updates from SWIFT's Market Practice team
 - The latest info on adoption enabling tools and support
- Support requests / queries should be raised via the [Support](#) page
- Queries regarding gpi portfolio certification/ self-attestation processes should be directed to new e-mail address: provider.readiness@swift.com

Achievements from 2022

Global webinar for
third-party providers



Third-party readiness for ISO 2022 CBPR+ and in-flow translation

Global webinar for
third-party providers

14

(100%)

of in-scope third-party messaging
interfaces ready for ISO 2022 and
in-flow translation

89

(100%)

of in-scope service bureaux have
upgraded their messaging
interfaces ready for ISO 2022 and
in-flow translation

57

payment applications have
declared they are fully ISO 2022
CBPR+ ready

33

further payment applications are
actively testing

But there is more to do...you should be all working with your customers to perform end-to-end testing. [Testing instructions](#) can be found on the [ISO 2022 readiness Support Page](#).

Attention points identified during testing

Global webinar for
third-party providers



Your products must be able to use Live BICs during testing

During the CBPR+ co-existence period, the presence of Test and Training BICs in the message payload is allowed on Pilot and ITB services and is rejected in Live mode. This will apply until the end of the CBPR+ co-existence period (2025). After that period, Test and Training BICs will not be allowed in the message payload either for Live and Pilot/ITB flows. This is only applicable for FINplus services. SWIFT strongly recommends that users follow the rule from the start to avoid unexpected failure when the validation becomes effective.

More information can be found in the 'Message Format and Message Validation' section of the FINplus service description: [FINplus service description in the Knowledge Centre](#)

Your products must be able to process the XML namespace prefix

An XML namespace prefix is an abbreviation for a full XML namespace. A namespace allows a non-ambiguous identification of all XML tags, that belong to different XML elements.

Transaction Manager generates MX documents with the prefixes **head** in the Business Application Header and **pacs** in the business payload

Global webinar for third-party providers

Namespace definition (xmlns) with default (empty) prefix

Business Application Header (BAH) without specified prefix

```
<AppHdr xmlns="urn:iso:std:iso:20022:tech:xsd:head.001.001.02">
<Fr>
<FIId>
<FinInstnId>
<BICFI>BIC4BEBB</BICFI>
</FinInstnId>
</FIId>
</Fr>
```

Namespace definition (xmlns) with head prefix

Business Application Header (BAH) with specified namespace prefix head

```
<head:AppHdr
xmlns:head="urn:iso:std:iso:20022:tech:xsd:head.001.001.02">
<head:Fr>
<head:FIId>
<head:FinInstnId>
<head:BICFI>BIC4BEBB</head:BICFI>
</head:FinInstnId>
</head:FIId>
</head:Fr>
```

Workaround

Customers who cannot process inbound CBPR+ with XML namespace prefix can test on FINplus pilot current (without Transaction Manager) until they have implemented a permanent resolution

Key messages

ISO 20022 *does not guarantee* uniqueness of the named type. That is, named types with the same name but belonging to different namespaces could appear in the Envelope, BAH, Document, or Extension namespaces.

For this reason, SWIFT considers that *support for XML Namespace Prefixes is a requirement for safe processing of ISO 20022 XML*.

Transaction Manager implements this requirement and any messages processed by Transaction Manager will be using XML namespace prefixes.

See details

- [TIP 5025610 \(CBPR+ ISO message processing with XML namespace prefix\)](#)
- [Transaction Manager - Operations Guide](#)

Messages not processed by Transaction Manager **may also contain XML namespace prefixes as any institution may send such messages with a namespace prefix**, including after the CBPR+ go-live date.

It is therefore critical for all customers to be able to process messages with a namespace prefix before the CBPR+ go-live date, or to define a resolution plan with their vendor to enable this capability without delay.

Additional information

- Off-the-shelf XML parsers seamlessly process namespace prefix
- [TIP 5025610 \(CBPR+ ISO message processing with XML namespace prefix\)](#)
- [Transaction Manager - Operations Guide](#)
- [XML namespace](#)



Sessions to help finalise financial institution readiness

Global webinar for
third-party providers

20

sessions
from mid January
to early March

Optimise your testing journey

- In-flow translation result codes: definition and processing rules
- Further testing: increasing the range of your testing activities
- Attention points when testing based on observed traffic

[REGISTRATION LINK](#)

Get ready for go-live

- Preparing for live deployment
- Options for getting your Relationship Management Application setup ready
- Early adoption: why and how?

[REGISTRATION LINK](#)



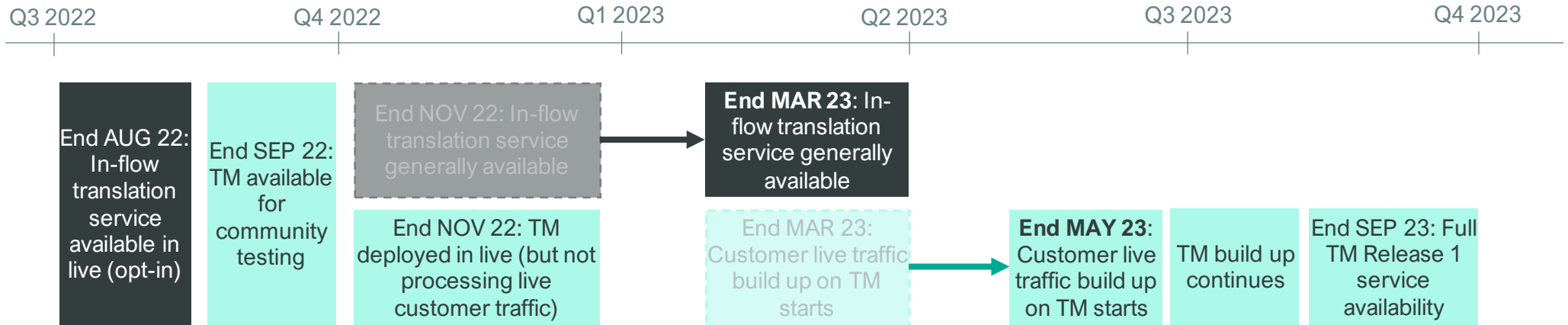
Updated FAQs will be published over the course of February.

2023 Roadmap

Global webinar for
third-party providers



Recap: revised ISO 20022 and Transaction Manager activation timeline



Activation summary for CBPR+

- FINplus CBPR+ service live for opted-in institutions remains available since 21 August 2022
- Global roll-out of CBPR+ live with In-flow translation service moves
 - from 20 November 2022
 - to 20 March 2023
- ISO 20022 cross-border migration ends on 23 November 2025. MTs for payments and reporting messages will retire from the FIN many-to-many service

Activation summary for Transaction Manager

- Transaction Manager is in live as of November 2022
- Activation of Transaction Manager traffic build-up moves
 - from end of March 2023
 - to end of May 2023
- Completion of the Transaction Manager traffic build-up remains by the end of September 2023. Observation and monitoring period reduced to still allow complete traffic build up as originally planned



■ CBPR+ live (including In-flow translation) related milestones

■ Transaction Manager related milestones

[Link to Swift statement](#)

CBPR+ release of November 2023 – Deployment plan

Global webinar for third-party providers



- **The initial CBPR+ Usage Guidelines for November 2023** can be found [here](#) in MyStandards, along with a new, dedicated **Readiness Portal**.
- Availability in the Translation Portal will soon be confirmed.

Scope			
camt.055	Customer Payment Cancellation Request	New	-
camt.058	Notification to Receive Cancellation Advice	MT 292	In-flow
camt.107	Cheque Presentment Notification	MT 110	In-flow
camt.108	Cheque Cancellation or Stop Request	MT 111	In-flow
camt.109	Cheque Cancellation or Stop Report	MT 112	In-flow
pacs.003	FI to FI Customer Direct Debit	MT 107	-
pacs.010	Financial Institution Direct Debit (*)	MT 204	- (**)
pain.008	Customer Direct Debit Notification	MT 104	-

(*) Scenario specific to Central Counterparty (CCP) for margin payments

(**) No change to pacs.010 translation as defined in CBPR+ 2.1 release

Key message to the Swift community: March 2023 is only the start!

Global webinar for
third-party providers

Nov 2023

Extra CBPR+ messages go live

New set of messages that mainly pertain to direct debits and cheques. **Initial Usage Guidelines available on the CBPR+ group in [MyStandards](#).**

Nov 2025

End of CBPR+ coexistence

All messages (MTs) supporting cross-border payments and reporting messages (categories 1, 2 and 9) are retired from the FIN many-to-many service. Same for the In-flow Translation service.

March 2023

Start of CBPR+ coexistence

CBPR+ messages with central interoperability measures (including the In-flow Translation service) become generally available on the FINplus Live service.

Nov 2024

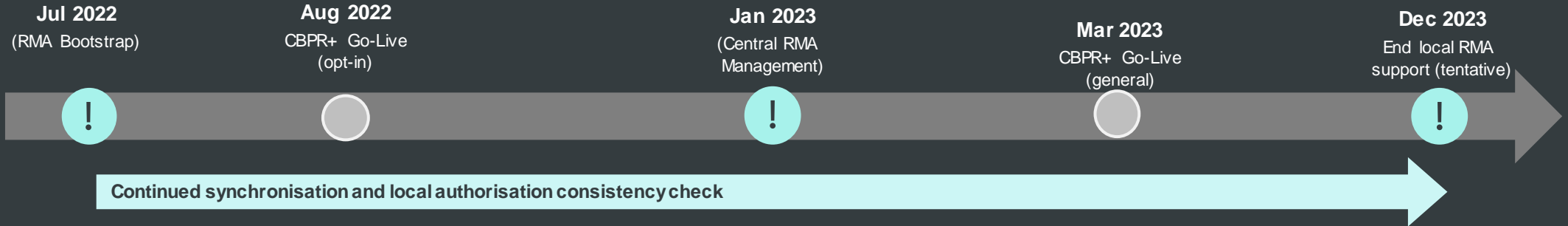
Extra CBPR+ messages go live

New set of messages that relate to Exceptions and Investigations. List of messages available in the MT/MX equivalence tables published in the CBPR+ group on [MyStandards](#).

RMA Evolution

Global webinar for
third-party providers

RMA evolution and ISO 20022: Where we are today (Jan 2023)



RMA today

- All FIN authorisations have been matched in FINplus within the central RMA database
- Validation rules have been activated to help institutions keep authorisations synchronised (consistency check)

Next steps

- Bootstrap **validation**: Ensure all required authorisations are in place (RMA comparison tool available – Tip 5025591)
- RMA **clean-up**: Close all unwanted authorisations (Bulk clean-up process for inactive authorisations available in the RMA portal from mid-September)
- Bootstrap **import**: download the bootstrapped FINplus records in your RMA interface

Update: Bootstrap start date shift to 19 March 2023

To protect early adopters from receiving unwanted FINplus traffic ahead of the global roll-out in the period from 20th of November 2022 until 19th of March 2023, Swift has aligned the **central** activation date for bootstrapped RMA records with the new CBPR+ activation date.

While not mandatory, SWIFT recommends to re-import the distribution file to re-synchronize the activation date of the bootstrapped RMA records.

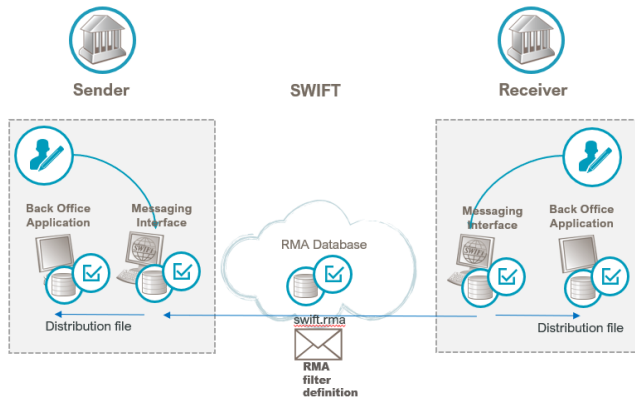
RMA evolution – Central RMA Management

Global webinar for third-party providers

RMA today

- Distributed application/database
- “Loose” coupling over store-and-forward
- Local distribution
- Multiple technical authorisations (one per service)

Available until end of 2023 (tentative)

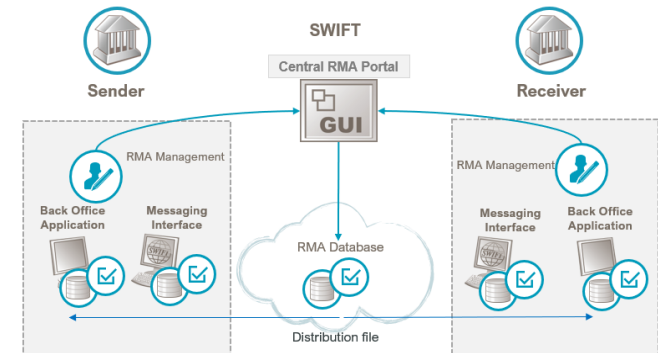


RMA in 2023

- Single RMA application for all customers over WebAccess
- Single database (no disputes/desynchronization on RMA status)
- Distribution over FileAct to messaging interfaces and BO applications
- Single authorisation on business level (business profiles)

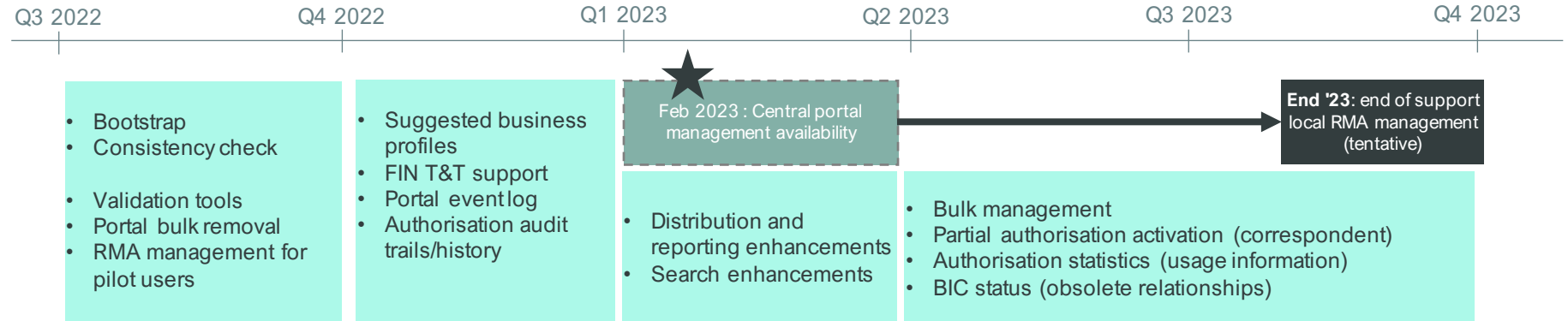
Available today for pilot customers (Alliance Cloud)

Available for all: 18 Feb T&T and 25 Feb Live (tentative)



RMA Portal timeline

Global webinar for third-party providers



RMA portal key functionality drops

- Suggested business profiles : A "best fit" of current technical authorisations to the business counterpart. Can be used as is moving forward or modified on business level.
- Audit trails and history: the portal will start recording the history for all updates (also for non-portal activated BICs)
- Bulk management : modify and create authorisations for multiple counterparties in one go.
- Partial activation : As a correspondent, control the granularity of the authorisation to send.


Central portal management - high level activation procedure

1. Validate central RMA records
2. Setup portal distribution (to messaging interfaces and back-office applications)
3. Back up local RMA history and audit trails
4. Activate central management in the portal (per BIC8 and separate for T&T)

Detailed process will become available soon.

Note: Only a single RMA application is supported at a time, therefore activation of central management will no longer allow any local RMA updates





If you have any questions, please contact your Account Manager
or raise a case via the [Support](#) page