



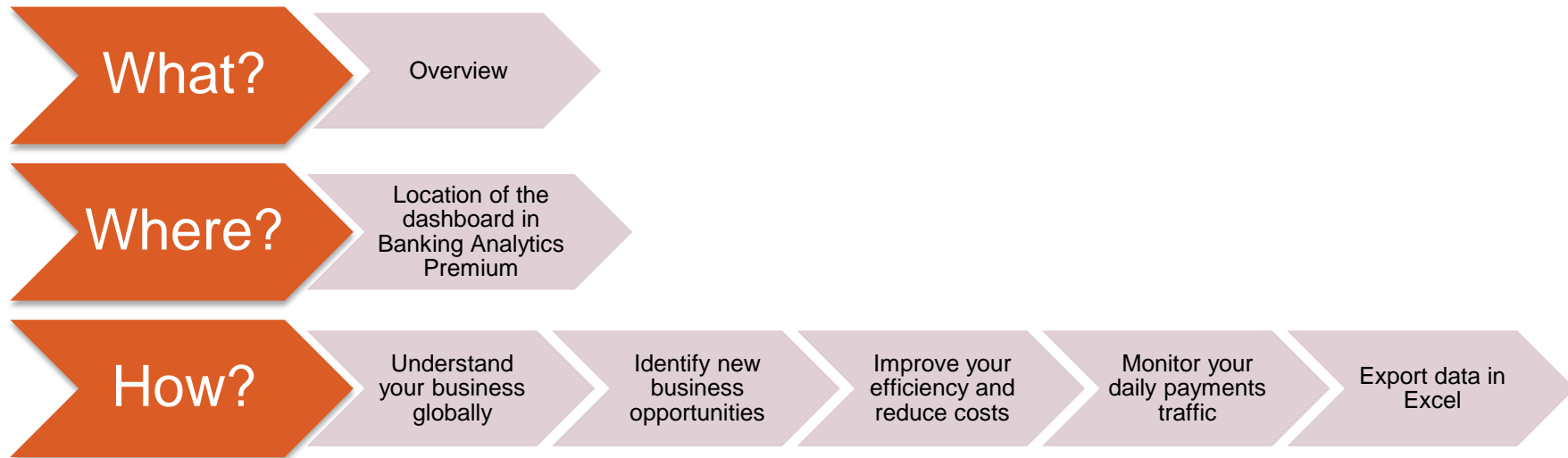
# **Banking Analytics Premium Dashboard User Guides**

## ***Payments Dashboards – Executive reports***

Business Intelligence solutions, Watch team

February 2018

# Payments Dashboard – Executive Reports



# What?

## Payments Dashboard – Executive Reports

### **Understanding your business globally**

- This visual dashboard looks at your top countries, corridors and currencies. You can also deep dive on your end-to-end payment flows and value buckets

### **Identify New Business Opportunities**

- This dashboard helps you to identify new business opportunities by looking at your activity shares per country, counterparty country, corridor and currency. You can also identify your presence in the top corridors on SWIFT.

### **Improve your efficiency and reduce costs**

- This visual dashboard helps you to improve your efficiency by looking at your naked messages, charging types and STP efficiency.

### **Monitor your daily payments traffic**

- This visual dashboard helps you to monitor your daily payments traffic.



# Where?

## Location of the dashboards

**SWIFT Watch Analytics** Shared folder Documentation About us Contact Us

**Data playground (Wizards)**  
Customize and query data according to your requirements

**Traffic Analytics**

- > FIN Traffic
- > FileAct Traffic
- > InterAct Traffic

**Banking Analytics**

- > FIN Value
- > FIN FX Value

**Banking Analytics Premium**

- > Payments
- > Trade Finance
- > Treasury
- > Rankings

**Quick links**

- > Go back to folder view
- > Billing Analytics
- > Message Cost Analytics

**Data visualisation**  
Pre-defined visual dashboards

**Payments**

Focus on MT103s and MT202s allowing you to analyse and benchmark your payment traffic.

**Launch**

**Trade Finance**

Focus on MT700s and MT400s allowing you to analyse and benchmark your trade finance traffic.

**Launch**

**SWIFT Watch Analytics** Shared folder Documentation About us Contact Us

**Overview of my payments**

My Entities

My Currencies

My gpi Payments

My Counterparty Countries

My Counterparty Groups

**Enriched analysis**

Charge Details

Initial Ordering and End Beneficiary Countries

**Executive reports**

Understand your business globally

Identify new business opportunities

Monitor your daily payments traffic

Improve your efficiency and reduce costs

Currency correlation dashboard

**Quick links**

- > Watch Analytics homepage
- > Trade Finance dashboards
- > Treasury dashboards
- > Ranking dashboards



# Understand your business globally



# Understand your business globally

5 tabs: Overview, Transactions Sent, Transactions Received, Value Buckets and End-to-end Flows

Overview



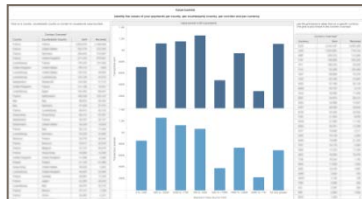
This tab gives an overview of your **top countries**, **counterparty countries and corridors**, including the growth and evolution over time. It also shows a view on the **reciprocity** with your counterparties.

Transactions Sent/Received



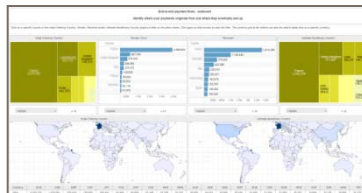
This tab gives an overview of **your top entities and your top counterparties** per entity, including the evolution over time.

Value Buckets



This tab gives an overview of the **values** of your payments **per country, per counterparty country, per corridor and per currency**.

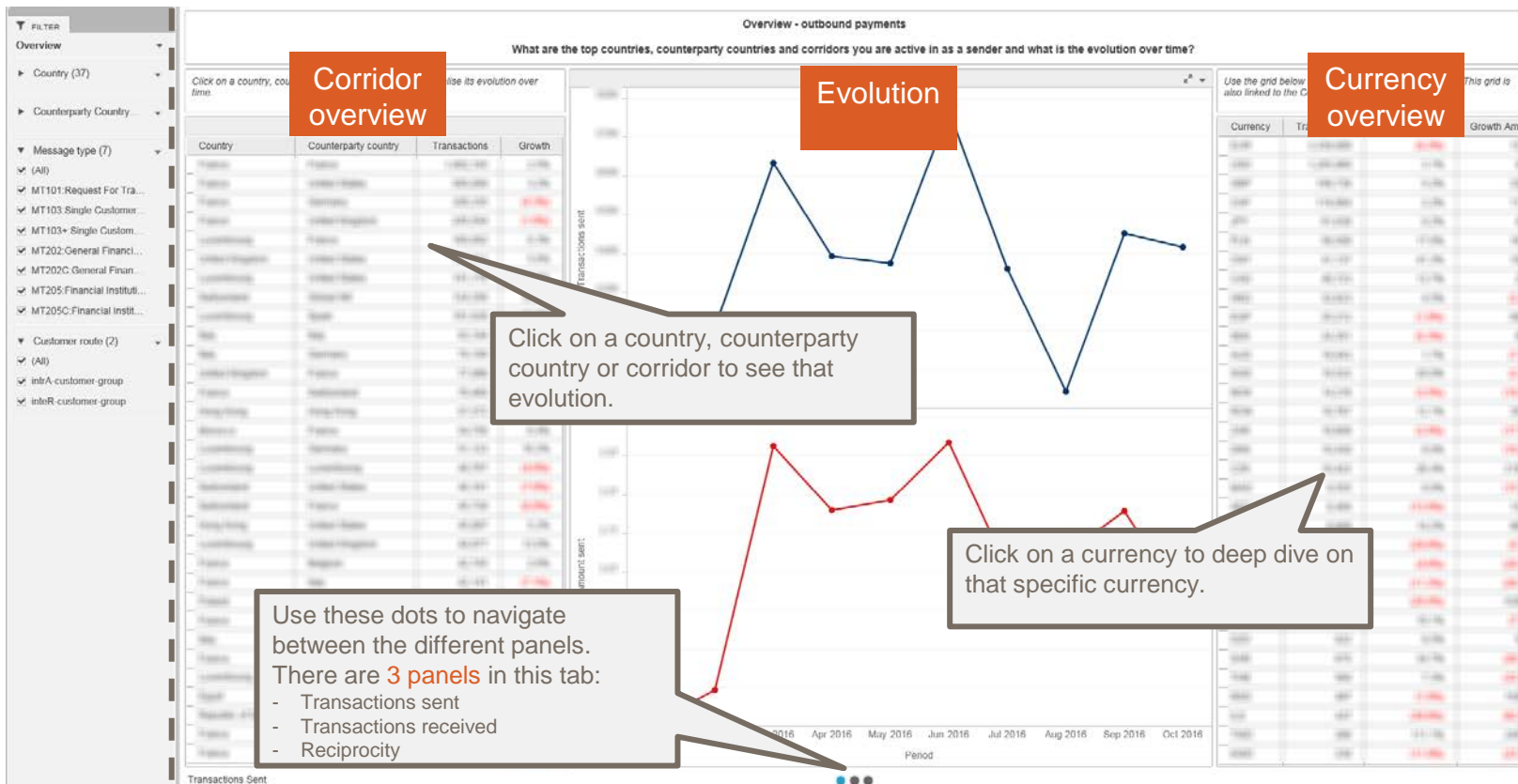
End-to-end flows



This tab visualises your **end-to-end payment routes**, including the possibility to filter on a specific currency.

# Overview

What are your top countries, counterparty countries and corridors you are active in and the evolution over time?



# Transactions sent - received

Identify your top branches/subsidiaries and the top counterparties for each of these

Overview | Transactions Sent | Transactions Received | Value Buckets | End-to-end Flow | +

Deep dive on your outbound payments - volumes

Identify your top branches/subsidiaries and the top counterparties for each of these

*Click on a BIC8 part of your group to visualise the evolution over time and identify its top counterparties*

*Click on a counterparty to visualise the evolution over time and to identify which BIC8 of your group is interacting the most with that counterparty.*

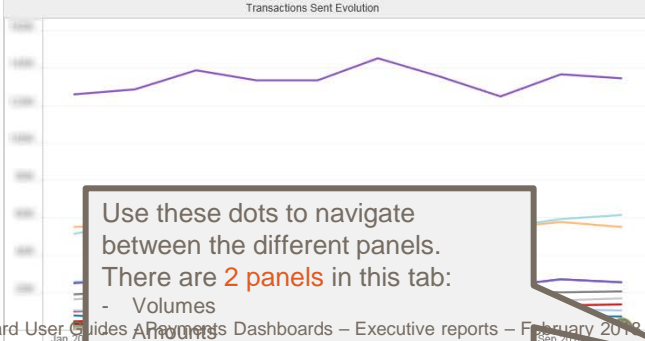
*Use the grid below to deep dive on a specific currency.*

| Transactions Sent from your Entities* |  |                   |                          | Transactions Sent to your Counterparties* |  |                   |                          | Currency Overview* |              |        |
|---------------------------------------|--|-------------------|--------------------------|---|--|-------------------|--------------------------|--------------------|--------------|--------|
| BIC8                                  |  | Transactions sent | Growth Transactions Sent | Counterparty BIC8                         |  | Transactions sent | Growth Transactions Sent | Currency           | Transactions | Growth |
| XXXXXX                                |  | 123,456           | +15%                     | XXXXXX                                    |  | 123,456           | +15%                     | USD                | 123,456      | +15%   |
| XXXXXX                                |  | 98,765            | +10%                     | XXXXXX                                    |  | 98,765            | +10%                     | EUR                | 98,765       | +10%   |
| XXXXXX                                |  | 54,321            | -5%                      | XXXXXX                                    |  | 54,321            | -5%                      | GBP                | 54,321       | -5%    |
| XXXXXX                                |  | 21,098            | +2%                      | XXXXXX                                    |  | 21,098            | +2%                      | JPY                | 21,098       | +2%    |
| XXXXXX                                |  | 10,543            | +8%                      | XXXXXX                                    |  | 10,543            | +8%                      | AUD                | 10,543       | +8%    |
| XXXXXX                                |  | 5,210             | +1%                      | XXXXXX                                    |  | 5,210             | +1%                      | CAD                | 5,210        | +1%    |
| XXXXXX                                |  | 2,109             | +3%                      | XXXXXX                                    |  | 2,109             | +3%                      | CHF                | 2,109        | +3%    |
| XXXXXX                                |  | 1,054             | +0%                      | XXXXXX                                    |  | 1,054             | +0%                      | SEK                | 1,054        | +0%    |
| XXXXXX                                |  | 521               | +4%                      | XXXXXX                                    |  | 521               | +4%                      | NOK                | 521          | +4%    |
| XXXXXX                                |  | 210               | +6%                      | XXXXXX                                    |  | 210               | +6%                      | DKK                | 210          | +6%    |
| XXXXXX                                |  | 105               | +7%                      | XXXXXX                                    |  | 105               | +7%                      | PLN                | 105          | +7%    |
| XXXXXX                                |  | 52                | +9%                      | XXXXXX                                    |  | 52                | +9%                      | CZK                | 52           | +9%    |
| XXXXXX                                |  | 21                | +11%                     | XXXXXX                                    |  | 21                | +11%                     | HUF                | 21           | +11%   |
| XXXXXX                                |  | 10                | +12%                     | XXXXXX                                    |  | 10                | +12%                     | RON                | 10           | +12%   |
| XXXXXX                                |  | 5                 | +13%                     | XXXXXX                                    |  | 5                 | +13%                     | BGN                | 5            | +13%   |
| XXXXXX                                |  | 2                 | +14%                     | XXXXXX                                    |  | 2                 | +14%                     | HRK                | 2            | +14%   |
| XXXXXX                                |  | 1                 | +16%                     | XXXXXX                                    |  | 1                 | +16%                     | TRY                | 1            | +16%   |

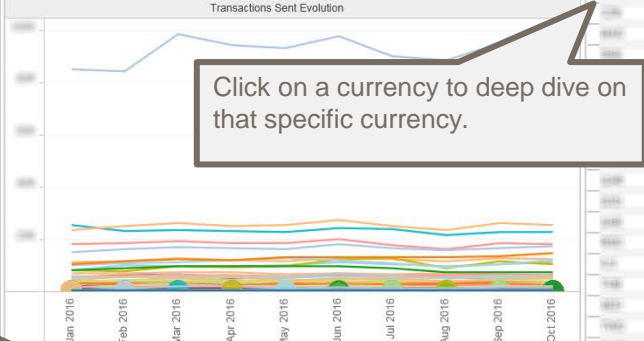
Highest

≤ 10

Transactions Sent Evolution



Transactions Sent Evolution



Currency Overview

| Currency | Transactions | Growth |
|----------|--------------|--------|
| USD      | 123,456      | +15%   |
| EUR      | 98,765       | +10%   |
| GBP      | 54,321       | -5%    |
| JPY      | 21,098       | +2%    |
| AUD      | 10,543       | +8%    |
| CAD      | 5,210        | +1%    |
| CHF      | 2,109        | +3%    |
| SEK      | 1,054        | +0%    |
| NOK      | 521          | +4%    |
| DKK      | 210          | +6%    |
| PLN      | 105          | +7%    |
| CZK      | 52           | +9%    |
| HUF      | 21           | +11%   |
| RON      | 10           | +12%   |
| BGN      | 5            | +13%   |
| HRK      | 2            | +14%   |
| TRY      | 1            | +16%   |

Customer route (1 of 2)

(All)

intrA-customer-group

interR-customer-group

Your top entities

Your top counterparties

Currency overview

Click on a BIC8 to visualise its top counterparties and the evolution over time.

Click on a currency to deep dive on that specific currency.

Use these dots to navigate between the different panels. There are 2 panels in this tab:

- Volumes
- Amounts

Volumes sent

BA Premium Dashboard - User Guides - Payments Dashboards - Executive reports - February 2018





# Value Buckets

Identify the values of your payments per country, counterparty country, corridor and currency

**FILTER**

**Value Buckets**

▼ Period (10)

- (All)
- Oct 2016
- Sep 2016
- Aug 2016

▼ Customer route (2)

- (All)
- Intra-customer-group
- Inter-customer-group

**Value buckets**

Identify the values of your payments per country, per counterparty country, per corridor and per currency

Value Bucket (USD Equivalent)

Value buckets Transactions

Use the grid below to deep dive on a specific currency. This grid is also linked to the Corridor Overview.

| Currency Overview* |            |   |
|--------------------|------------|---|
| Currency           | Sent       | Received  |
| USD                | 1234567    | 9876543   |
| EUR                | 2345678    | 10987654  |
| GBP                | 3456789    | 21098765  |
| JPY                | 4567890    | 32109876  |
| AUD                | 5678901    | 43210987  |
| CAD                | 6789012    | 54321098  |
| CHF                | 7890123    | 65432109  |
| HKD                | 8901234    | 76543210  |
| SGD                | 9012345    | 87654321  |
| THB                | 0123456    | 98765432  |
| INR                | 12345678   | 098765432   |
| MYR                | 23456789   | 1098765432  |
| PHP                | 34567890   | 2109876543  |
| VND                | 456789012  | 32109876543   |
| IDR                | 5678901234 | 432109876543  |
| USD                | 6789012345 | 5432109876543   |
| EUR                | 7890123456 | 65432109876543  |
| GBP                | 8901234567 | 765432109876543   |
| JPY                | 9012345678 | 8765432109876543  |
| AUD                | 0123456789 | 98765432109876543   |
| CAD                | 1234567890 | 098765432109876543  |
| CHF                | 2345678901 | 1098765432109876543                                       |
| HKD                | 3456789012 | 21098765432109876543                                      |
| SGD                | 4567890123 | 321098765432109876543                                     |
| THB                | 5678901234 | 4321098765432109876543                                    |
| INR                | 6789012345 | 54321098765432109876543                                   |
| MYR                | 7890123456 | 654321098765432109876543                                  |
| PHP                | 8901234567 | 7654321098765432109876543                                 |
| VND                | 9012345678 | 87654321098765432109876543                                |
| IDR                | 0123456789 | 987654321098765432109876543                               |
| USD                | 1234567890 | 0987654321098765432109876543                              |
| EUR                | 2345678901 | 10987654321098765432109876543                             |
| GBP                | 3456789012 | 210987654321098765432109876543                            |
| JPY                | 4567890123 | 3210987654321098765432109876543                           |
| AUD                | 5678901234 | 43210987654321098765432109876543                          |
| CAD                | 6789012345 | 543210987654321098765432109876543                         |
| CHF                | 7890123456 | 6543210987654321098765432109876543                        |
| HKD                | 8901234567 | 76543210987654321098765432109876543                       |
| SGD                | 9012345678 | 876543210987654321098765432109876543                      |
| THB                | 0123456789 | 9876543210987654321098765432109876543                     |
| INR                | 1234567890 | 09876543210987654321098765432109876543                    |
| MYR                | 2345678901 | 109876543210987654321098765432109876543                   |
| PHP                | 3456789012 | 2109876543210987654321098765432109876543                  |
| VND                | 4567890123 | 32109876543210987654321098765432109876543                 |
| IDR                | 5678901234 | 432109876543210987654321098765432109876543                |
| USD                | 6789012345 | 5432109876543210987654321098765432109876543               |
| EUR                | 7890123456 | 65432109876543210987654321098765432109876543              |
| GBP                | 8901234567 | 765432109876543210987654321098765432109876543             |
| JPY                | 9012345678 | 8765432109876543210987654321098765432109876543            |
| AUD                | 0123456789 | 98765432109876543210987654321098765432109876543           |
| CAD                | 1234567890 | 098765432109876543210987654321098765432109876543          |
| CHF                | 2345678901 | 1098765432109876543210987654321098765432109876543         |
| HKD                | 3456789012 | 21098765432109876543210987654321098765432109876543        |
| SGD                | 4567890123 | 321098765432109876543210987654321098765432109876543       |
| THB                | 5678901234 | 4321098765432109876543210987654321098765432109876543      |
| INR                | 6789012345 | 54321098765432109876543210987654321098765432109876543     |
| MYR                | 7890123456 | 654321098765432109876543210987654321098765432109876543    |
| PHP                | 8901234567 | 7654321098765432109876543210987654321098765432109876543   |
| VND                | 9012345678 | 87654321098765432109876543210987654321098765432109876543  |
| IDR                | 0123456789 | 987654321098765432109876543210987654321098765432109876543 |

Currency overview

Click on a country, counterparty country or corridor to see these value buckets.

Click on a currency to deep dive on the value buckets per currency.

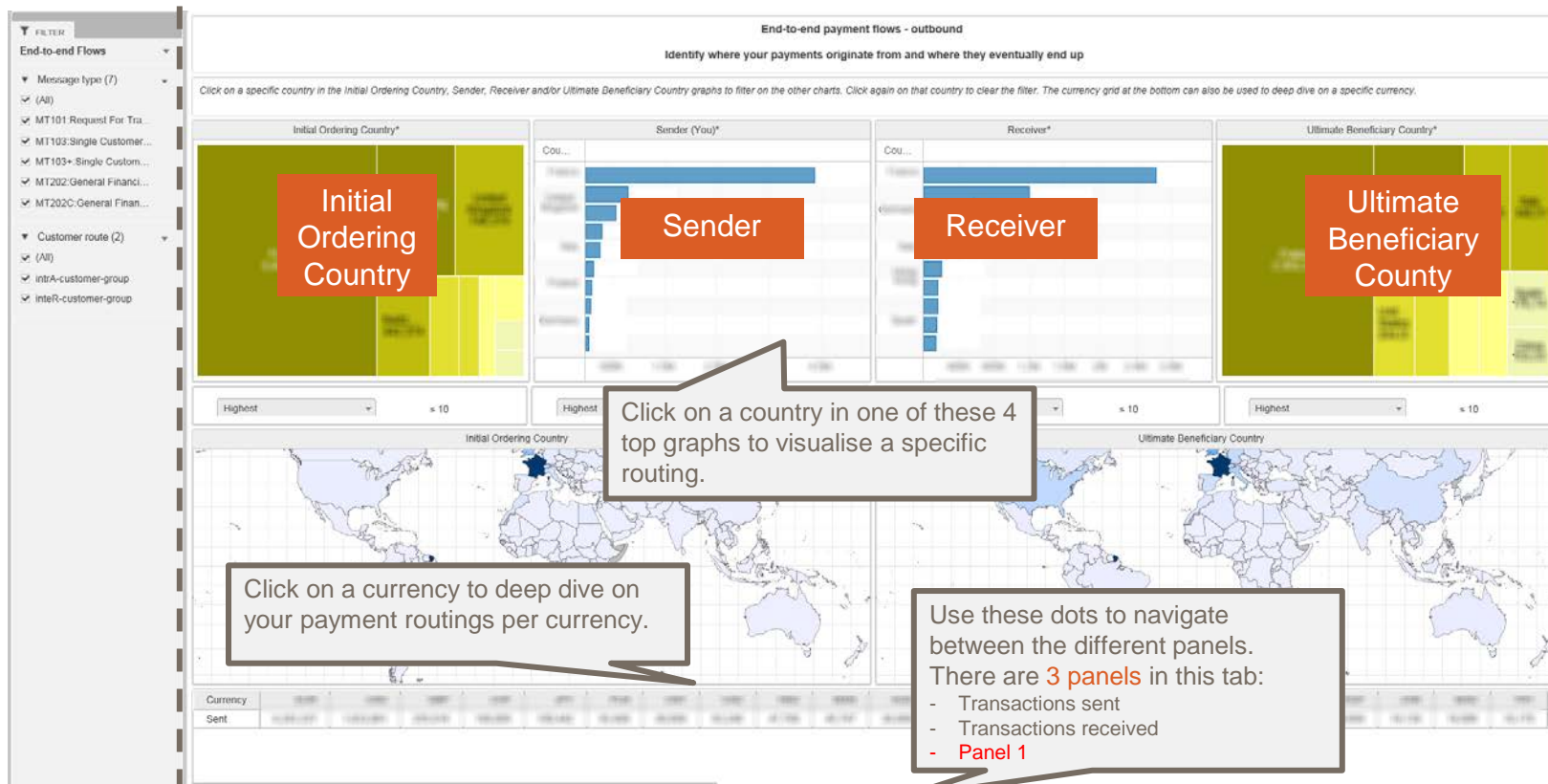
Value buckets Transactions received

Standard Value Bucket USD



# End-to-end flows

Identify where your payments originate from and where they eventually end up






# Identify new business opportunities



# Identify new business opportunities

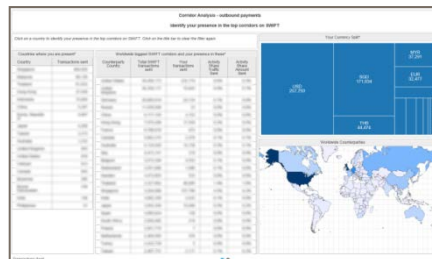
## 2 tabs: Activity Shares and Corridor Analysis

Activity shares



This tab gives an overview of your **activity shares** per country, counterparty country, corridor and currency, including the evolution over time.

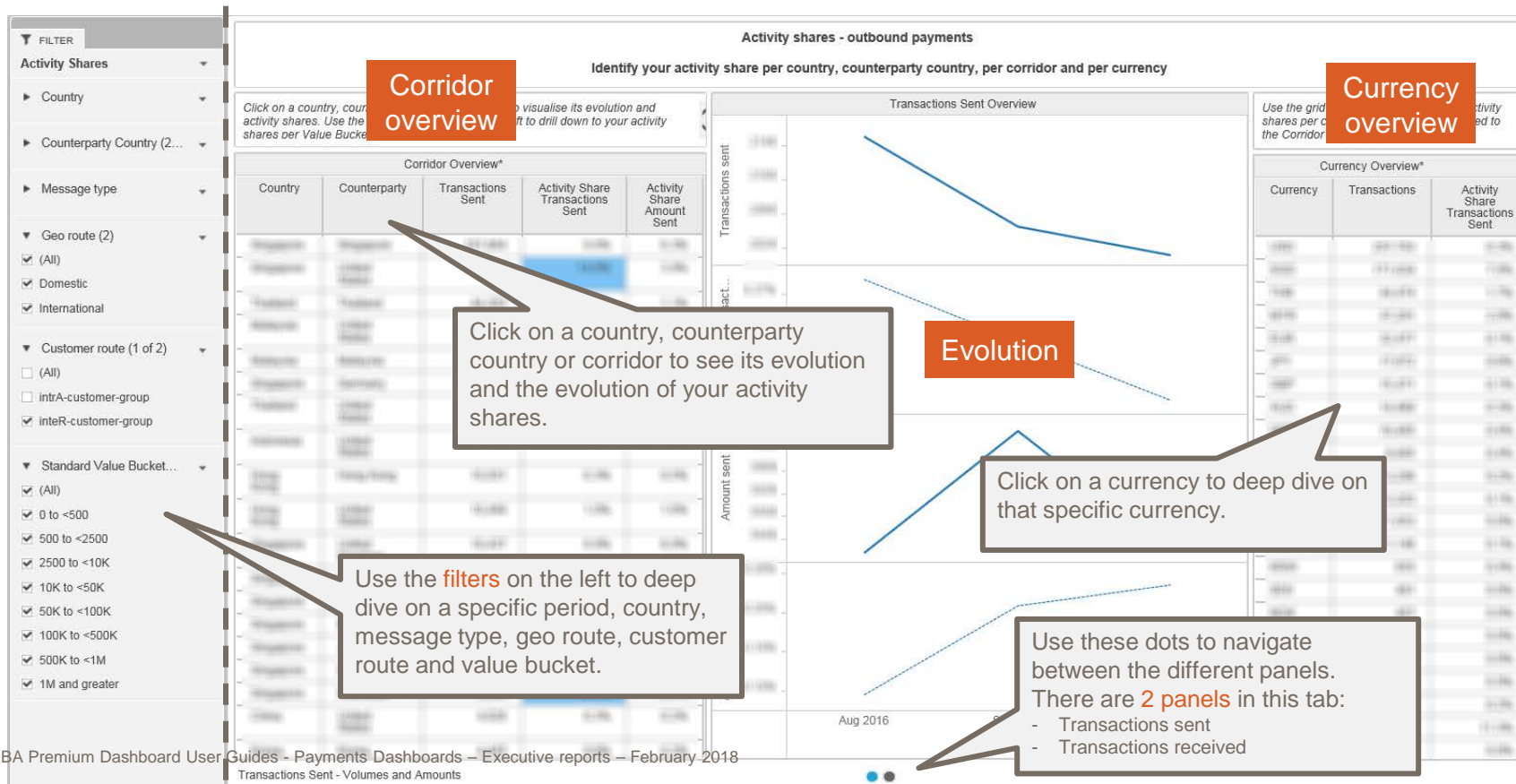
Corridor Analysis



This tab gives an overview of your presence in the **top corridors on SWIFT**.

# Activity Shares

Identify your activity share per country, counterparty country, corridor and currency



**Activity shares - outbound payments**  
Identify your activity share per country, counterparty country, per corridor and per currency

**Corridor overview**  
Click on a country, counterparty country or corridor to visualise its evolution and the evolution of your activity shares.

**Currency overview**  
Use the grid to deep dive on that specific currency.

**Evolution**  
Click on a country, counterparty country or corridor to see its evolution and the evolution of your activity shares.

Use the filters on the left to deep dive on a specific period, country, message type, geo route, customer route and value bucket.

Use these dots to navigate between the different panels. There are 2 panels in this tab:  

- Transactions sent
- Transactions received

**Filter Panel:**

- Activity Shares**
  - Country
  - Counterparty Country (2...)
  - Message type
  - Geo route (2)
    - (All)
    - Domestic
    - International
  - Customer route (1 of 2)
    - (All)
    - Intra-customer-group
    - Inter-customer-group
  - Standard Value Bucket...
    - (All)
    - 0 to <500
    - 500 to <2500
    - 2500 to <10K
    - 10K to <50K
    - 50K to <100K
    - 100K to <500K
    - 500K to <1M
    - 1M and greater

**Corridor Overview\***

| Country | Counterparty | Transactions Sent | Activity Share Transactions Sent | Activity Share Amount Sent |
|---------|--------------|-------------------|----------------------------------|----------------------------|
| ...     | ...          | ...               | ...                              | ...                        |

**Transactions Sent Overview**

Amount sent

Aug 2016

**Currency Overview\***

| Currency | Transactions | Activity Share Transactions Sent |
|----------|--------------|----------------------------------|
| ...      | ...          | ...                              |

# Corridor Analysis

Identify your presence in the top corridors on SWIFT

**FILTER**

Corridor Analysis

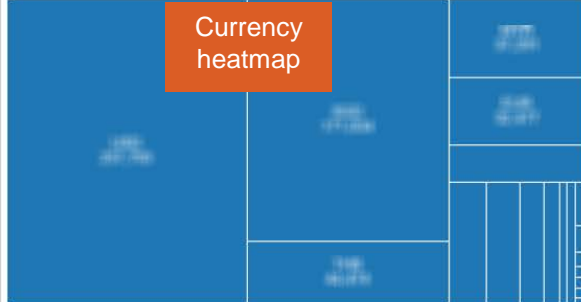
- ▶ Country
- ▶ Counterparty Country (2...)
- ▼ Message type (8)
  - (All)
  - MT101:Request For Trans...
  - MT103:Single Customer C...
  - MT103+:Single Customer ...
  - MT103R:Single Customer ...
  - MT202:General Financial I...
  - MT202C:General Financia...
  - MT205:Financial Institutio...
- ▶ Currency
- ▼ Geo route (2)
  - (All)
  - Domestic
  - International
- ▼ Customer route (1 of 2)
  - (All)
  - Intra-customer-group
  - Inter-customer-group
- ▼ Standard Value Bucket...
  - (All)
  - 0 to <500

**Corridor Analysis - outbound payments**

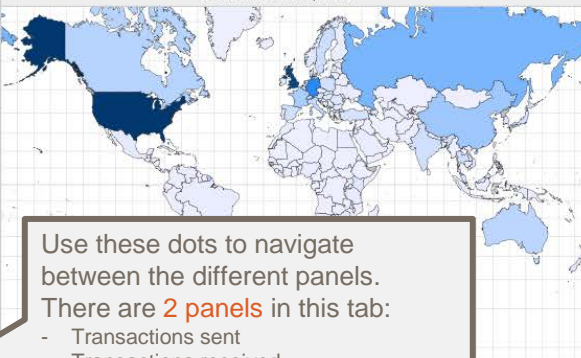
Identify your presence in the top corridors on SWIFT

| Country | Transactions sent | Counterparty Country | Total SWIFT transactions sent | Your transactions sent | Activity Share Traffic Sent | Activity Share Amount Sent |
|---------|-------------------|----------------------|-------------------------------|------------------------|-----------------------------|----------------------------|
| World   |                   |                      |                               |                        |                             |                            |
| USA     |                   |                      |                               |                        |                             |                            |
| UK      |                   |                      |                               |                        |                             |                            |
| FR      |                   |                      |                               |                        |                             |                            |
| DE      |                   |                      |                               |                        |                             |                            |
| IT      |                   |                      |                               |                        |                             |                            |
| ES      |                   |                      |                               |                        |                             |                            |
| JP      |                   |                      |                               |                        |                             |                            |
| IN      |                   |                      |                               |                        |                             |                            |
| BR      |                   |                      |                               |                        |                             |                            |
| RU      |                   |                      |                               |                        |                             |                            |
| MX      |                   |                      |                               |                        |                             |                            |
| AR      |                   |                      |                               |                        |                             |                            |
| CL      |                   |                      |                               |                        |                             |                            |
| CO      |                   |                      |                               |                        |                             |                            |
| PE      |                   |                      |                               |                        |                             |                            |
| VE      |                   |                      |                               |                        |                             |                            |
| EC      |                   |                      |                               |                        |                             |                            |
| UY      |                   |                      |                               |                        |                             |                            |
| BO      |                   |                      |                               |                        |                             |                            |
| PY      |                   |                      |                               |                        |                             |                            |
| PR      |                   |                      |                               |                        |                             |                            |
| GT      |                   |                      |                               |                        |                             |                            |
| HN      |                   |                      |                               |                        |                             |                            |
| DO      |                   |                      |                               |                        |                             |                            |
| CR      |                   |                      |                               |                        |                             |                            |
| CA      |                   |                      |                               |                        |                             |                            |
| US      |                   |                      |                               |                        |                             |                            |
| MX      |                   |                      |                               |                        |                             |                            |
| BR      |                   |                      |                               |                        |                             |                            |
| RU      |                   |                      |                               |                        |                             |                            |
| IN      |                   |                      |                               |                        |                             |                            |
| JP      |                   |                      |                               |                        |                             |                            |
| ES      |                   |                      |                               |                        |                             |                            |
| FR      |                   |                      |                               |                        |                             |                            |
| DE      |                   |                      |                               |                        |                             |                            |
| IT      |                   |                      |                               |                        |                             |                            |
| UK      |                   |                      |                               |                        |                             |                            |
| Other   |                   |                      |                               |                        |                             |                            |

**Your Currency Split\***



**Worldwide Counterparties**



**Countries where you are present**

**Top corridors on SWIFT and your presence in it**

**Currency heatmap**

**Worldwide Counterparties**

Click on a country to identify your presence in the top corridors on SWIFT.

Use the filters on the left to deep dive on a specific period, country, message type, geo route, customer route and value bucket.

Use these dots to navigate between the different panels. There are 2 panels in this tab:

- Transactions sent
- Transactions received

# Improve efficiency and reduce costs





# Improve efficiency and reduce costs

## 3 tabs: Charging Details, Nack Analysis, STP efficiency and payments intermediation

### Charging Details



This tab gives an overview of your **charge details** per country, counterparty country, corridor and currency.

### NACK Analysis



This tab gives an overview of the number of **nacked messages** per BIC8 and a split per message type.

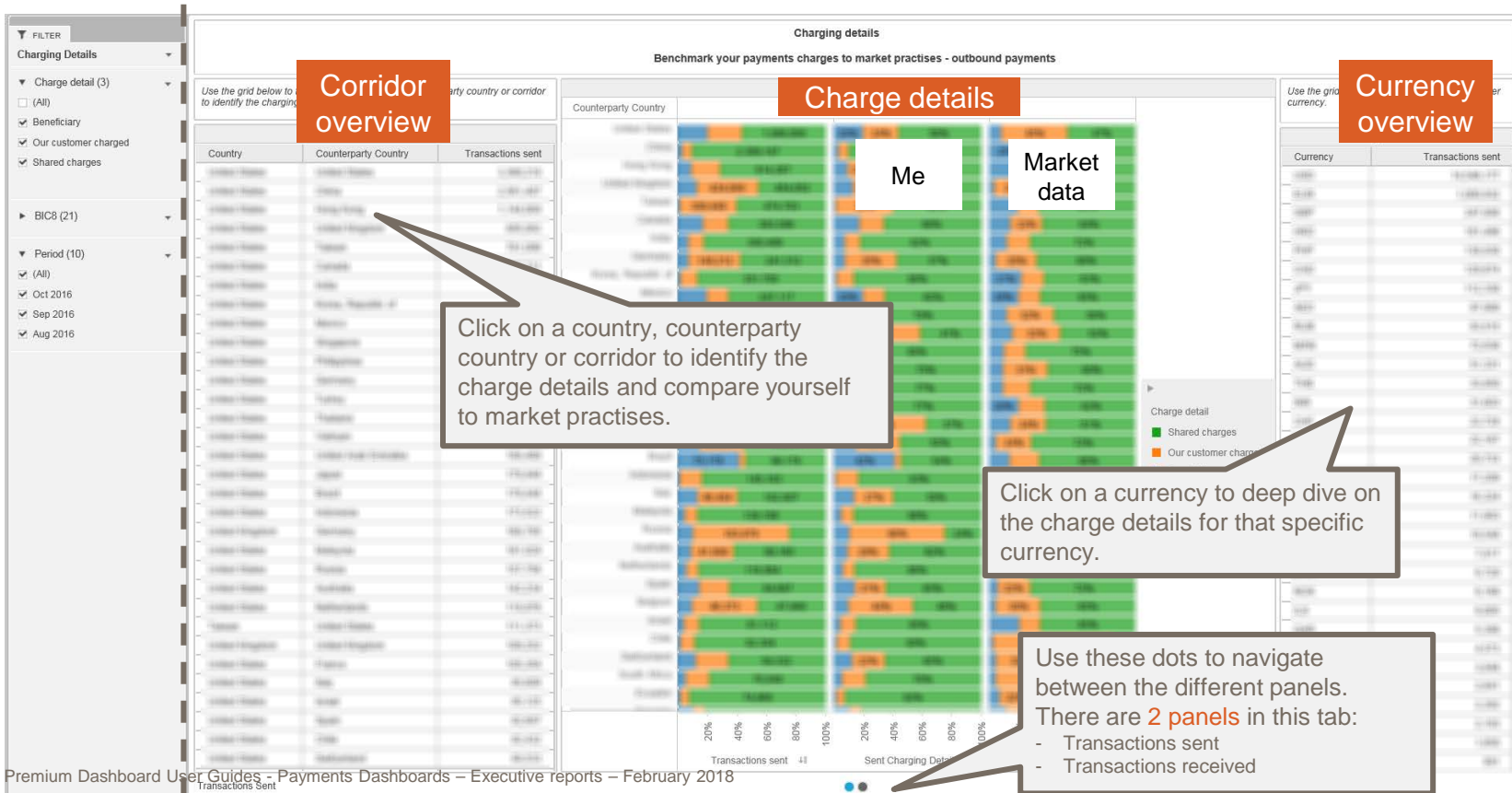
### STP efficiency and payments intermediation



This tab gives an overview of the **values** of your payments per country, per counterparty country, per corridor and per currency.

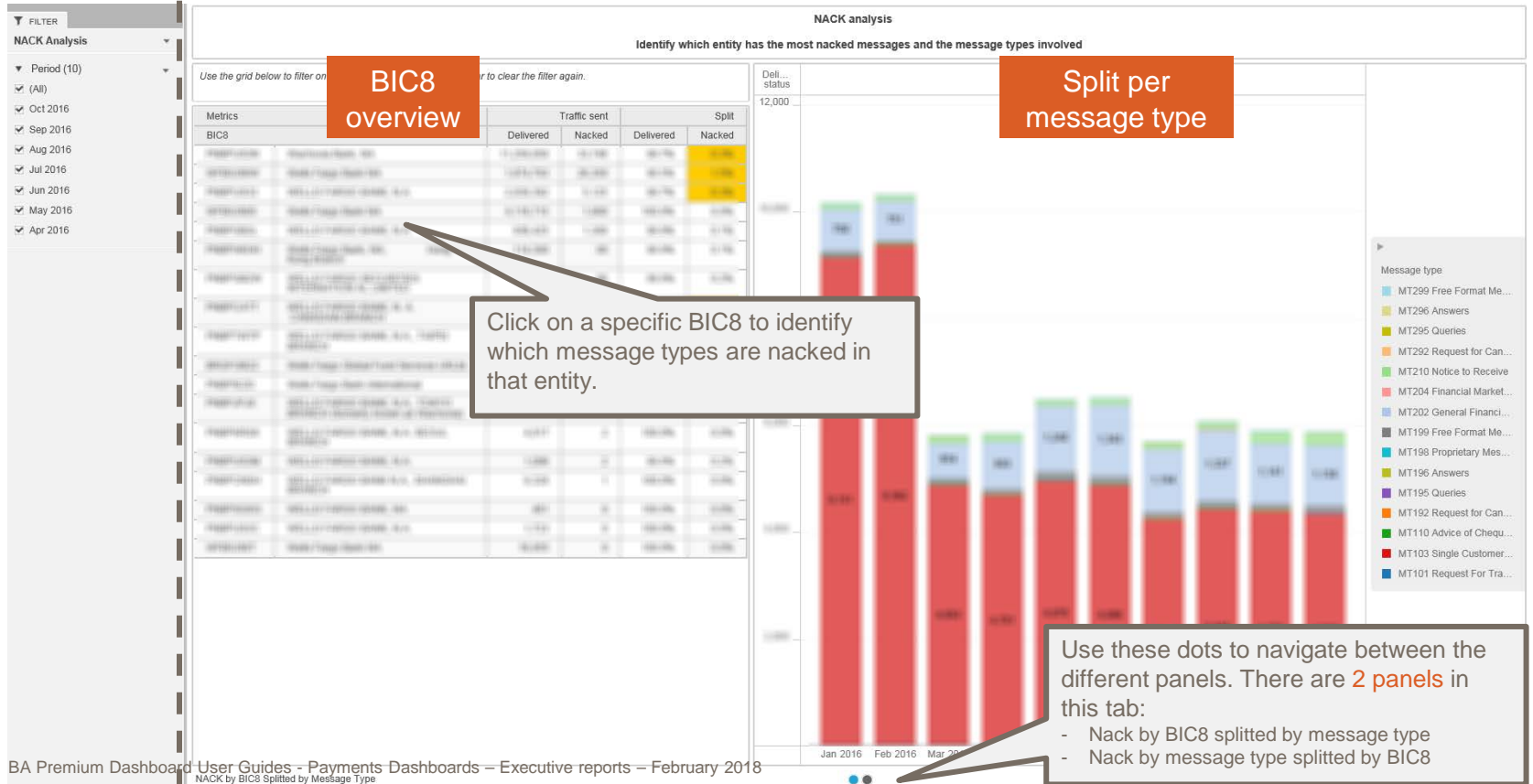
# Charging details

Benchmark your payments charges to market practises



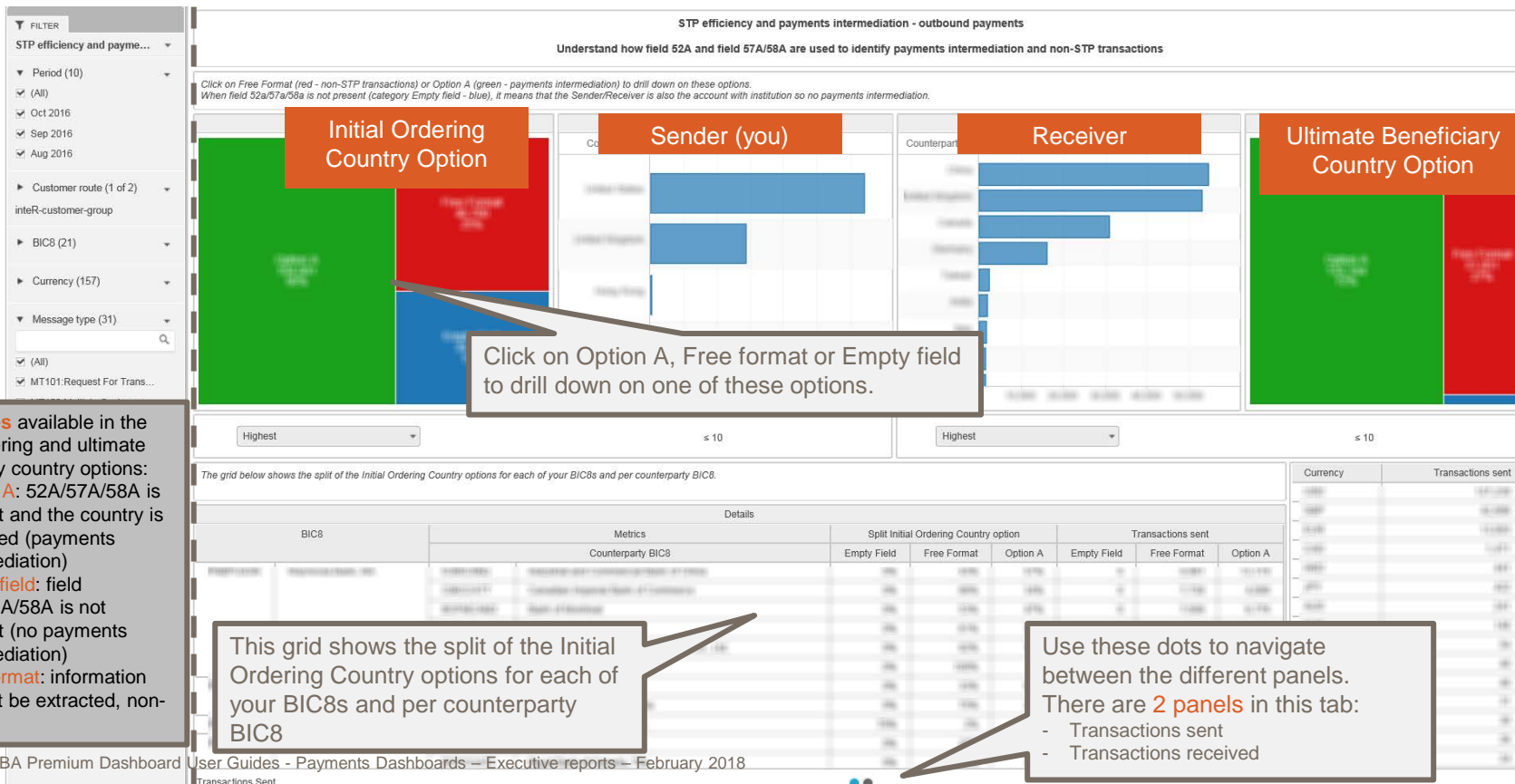
# NACK Analysis

Identify which entity has the most nacked messages and the message types involved



# STP efficiency and payments intermediation

Understand how field 52A and field 57A/58A are used to identify payments intermediation and non-STP transactions



- Categories** available in the Initial ordering and ultimate beneficiary country options:
- Option A:** 52A/57A/58A is present and the country is extracted (payments intermediation)
  - Empty field:** field 52A/57A/58A is not present (no payments intermediation)
  - Free format:** information can not be extracted, non-STP



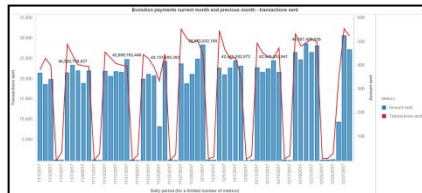
# Monitor your daily payments traffic



# Monitor your daily payments traffic

4 tabs: Evolution, Corridor analysis, Counterparty analysis and gpi

Evolution



This tab shows the **evolution of your daily payment flows** for current month and previous month.

Corridor analysis



This tab gives an overview of **your main payment corridors for a selected day or period**. It also visualises your **top end-to-end payment corridors** on a daily basis, including the possibility to filter on a specific currency.

Counterparty analysis



This tab gives an overview of **your main BIC8 - counterparty BIC8 pairs for a selected day or period**. It also visualises your **top end-to-end payment routes** on a daily basis, including the possibility to filter on a specific currency.

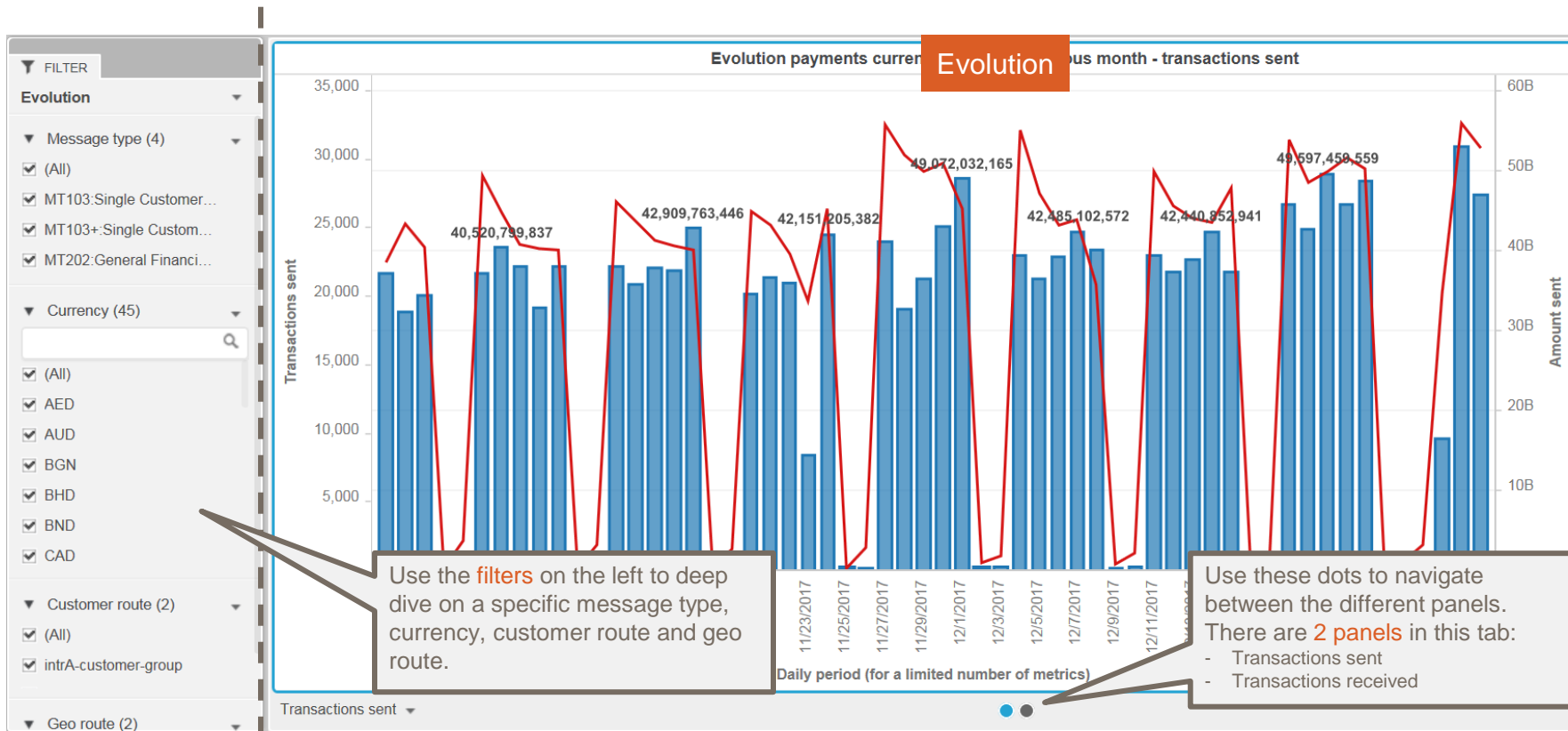
gpi flows



This tab shows the **daily evolution of your gpi traffic**, including your **gpi correspondents** and the **currency usage** for your gpi payments.

# Evolution

Evolution of your payment traffic for current month and previous month



# Corridor Analysis

Overview of your daily country – counterparty country corridors and currency usage per corridor

**FILTER**

**Corridor analysis**

Message type (4)

- (All)
- MT103:Single Customer Credit Transfer
- MT103+:Single Customer Credit Transfer
- MT202:General Financial Institution Transfer

Customer route (2)

- (All)
- Intra-customer-group


Geo route (2)

- (All)
- Domestic

Daily period (for a limited number of metr...)

(All)

- 11/1/2017
- 11/2/2017
- 11/3/2017
- 11/4/2017
- 11/5/2017
- 11/6/2017



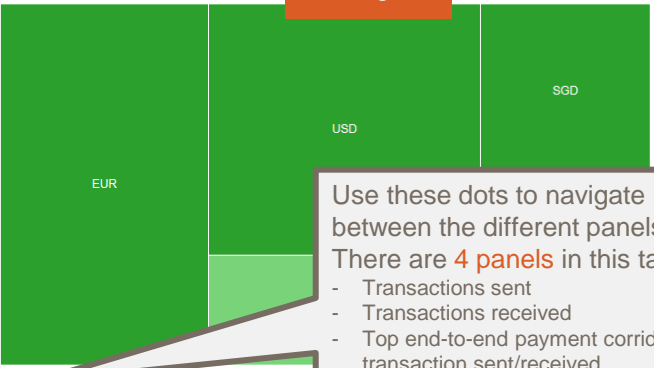
**Worldmap**

**Worldmap**

Select a specific day or period in the filter panel on the left to identify your main payment corridors for that day. By default, current month and previous month are selected.

| demo BIC6 country |                | Transactions sent | Amount received |
|-------------------|----------------|-------------------|-----------------|
| DEMO Country s    |                | 395,169           | 203,915,432,148 |
| DEMO Country y    | Italy          | 151,862           | 81,305,569,181  |
| DEMO Country e    | Singapore      | 130,908           | 528,188,896,234 |
| DEMO Country y    | Germany        | 65,105            | 223,742,357,310 |
| DEMO Country m    | United Kingdom | 63,353            | 60,537,069,482  |
| DEMO Country a    | Australia      | 35,036            | 10,932,716,053  |
| DEMO Country g    | Hong Kong      | 27,585            | 16,719,055,522  |
| DEMO Country m    | Belgium        | 20,052            | 43,399,684,311  |
| DEMO Country e    | France         | 14,241            | 89,445,995,912  |
| DEMO Country n    | Japan          | 14,002            | 17,822,709,630  |
| DEMO Country r    | Myanmar        | 12,852            | 963,947,200     |
| DEMO Country a    | China          | 11,667            | 1,507,073,955   |
| DEMO Country d    | Switzerland    | 11,348            | 7,037,531,315   |
| DEMO Country a    | Austria        | 10,245            | 31,837,206,012  |

**Country – counterparty country corridors**



**Currency usage**

Percentage of Amount sent

- 0% - 10%
- 10% - 30%
- 30% - 50%

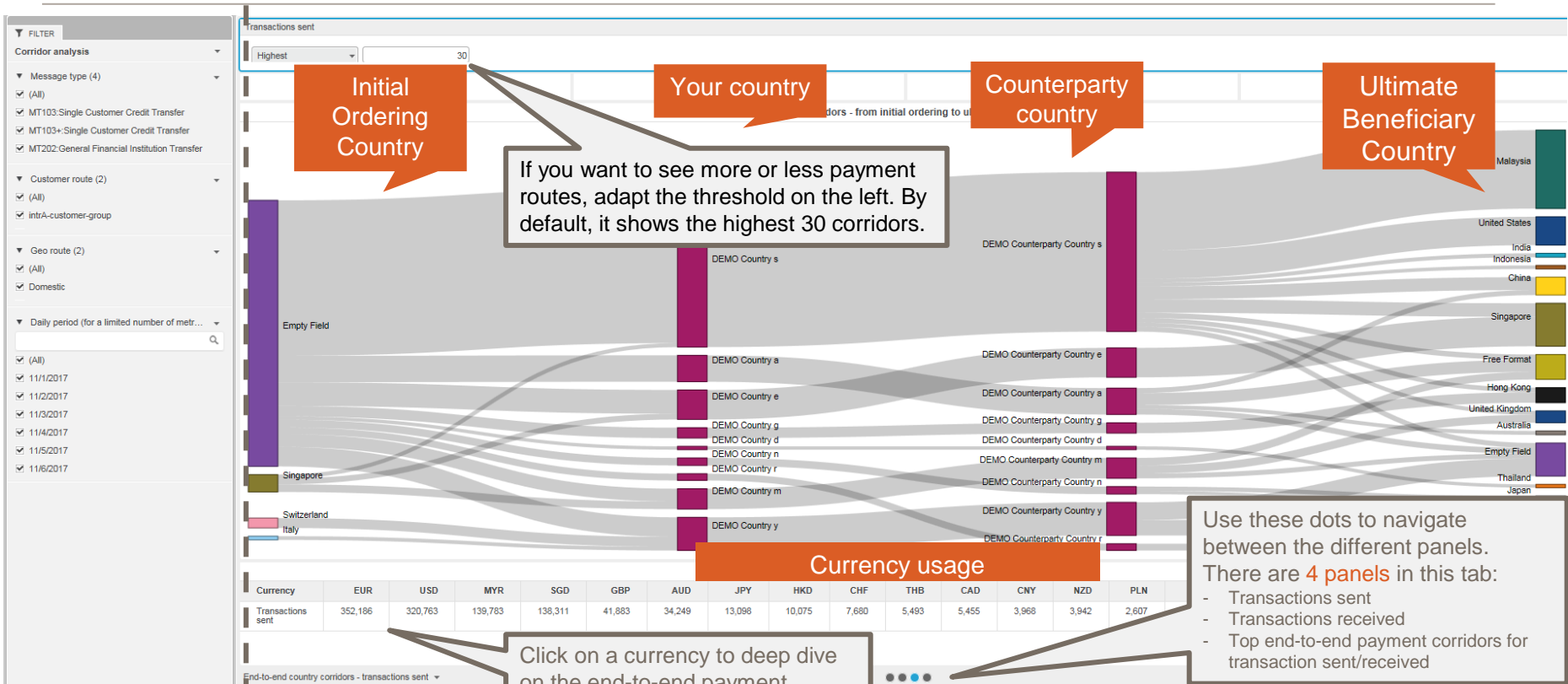
Use these dots to navigate between the different panels. There are 4 panels in this tab:

- Transactions sent
- Transactions received
- Top end-to-end payment corridors for transaction sent/received



# Corridor Analysis

Top end-to-end payment corridors – from initial ordering to ultimate beneficiary countries



If you want to see more or less payment routes, adapt the threshold on the left. By default, it shows the highest 30 corridors.

Use these dots to navigate between the different panels. There are 4 panels in this tab:

- Transactions sent
- Transactions received
- Top end-to-end payment corridors for transaction sent/received

Click on a currency to deep dive on the end-to-end payment corridors for that currency



# Counterparty Analysis

Overview of your daily BIC8 - counterparty BIC8 pairs and your currency usage per pair

**FILTER**

**Counterparty analysis**

Message type (4)

(All)

MT103:Single Customer Credit Transfer

MT103+:Single Customer Credit Transfer

MT202:General Financial Institution Transfer

Customer route (2)

Geo route (2)

Daily period (for a limited number of metr...)

(All)

11/1/2017


11/2/2017

11/3/2017

11/4/2017

11/5/2017

11/6/2017



Worldmap - wh... | Worldmap | ... - transactions sent \*

Select a specific day or period in the filter panel on the left to identify your BIC8 – counterparty BIC8 pairs for that day. By default, current month and previous month are selected.

| Demo BIC8 | Demo Counterp... | BIC8 – counterparty BIC8 pairs | ns sent | Amount received |
|-----------|------------------|--------------------------------|---------|-----------------|
| DEM0Dged  | DEM0D3es         |                                | 140,790 | 1,494,853,329   |
|           | DEMOJ3A.         |                                | 95,267  | 14,755,324,343  |
|           | DEMOC3ia         |                                | 32,462  | 7,511,349,383   |
| DEMOUMA.  | DEMOIMPA         |                                | 31,242  | 18,856,189,190  |
| DEM0Dged  | DEMOWNNA         |                                | 28,298  | 2,184,957,277   |
|           | DEMOT3ON         |                                | 27,316  | 15,551,942      |
|           | DEMOUGnk         |                                | 25,841  | 33,106,801,006  |
|           | DEMOTNon         |                                | 25,402  | 14,434,011,476  |
|           | DEMOOGTD         |                                | 23,481  | 32,459,258,714  |
| DEMOUMA.  | DEMOBMA.         |                                | 20,586  | 3,027,526,009   |
| DEM0Dged  | DEMOLLCC         |                                | 19,144  | 156,036,950     |
|           | DEMOTGED         |                                | 16,439  | 19,923,407,658  |
| DEM0BGSa  | DEMOC3c.         |                                | 15,095  | 5,535,863,382   |
| DEMOUMA.  | DEMOB2PA         |                                | 14,584  | 2,835,349,481   |

**Currency usage**

EUR

USD

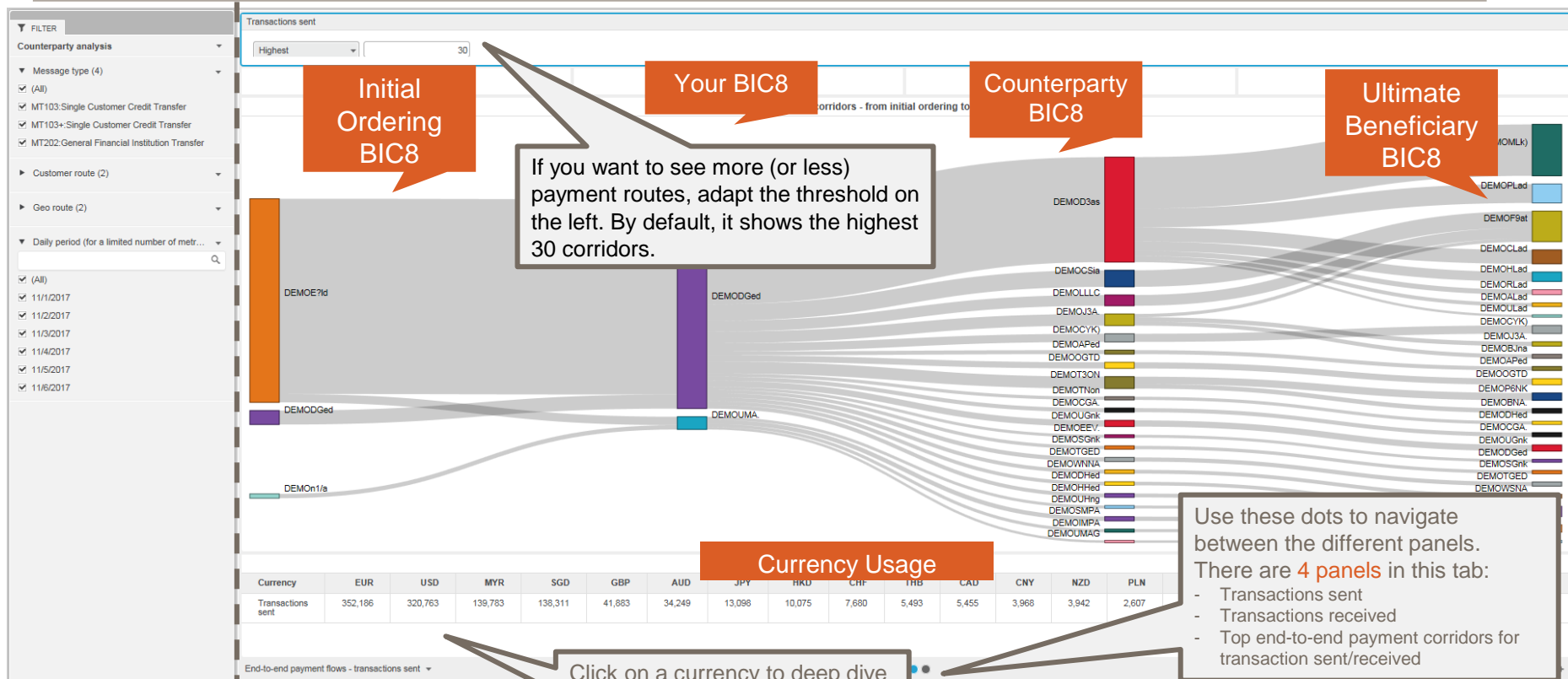
SGD

Use these dots to navigate between the different panels. There are 4 panels in this tab:

- Transactions sent
- Transactions received
- Top end-to-end payment routes for transaction sent/received

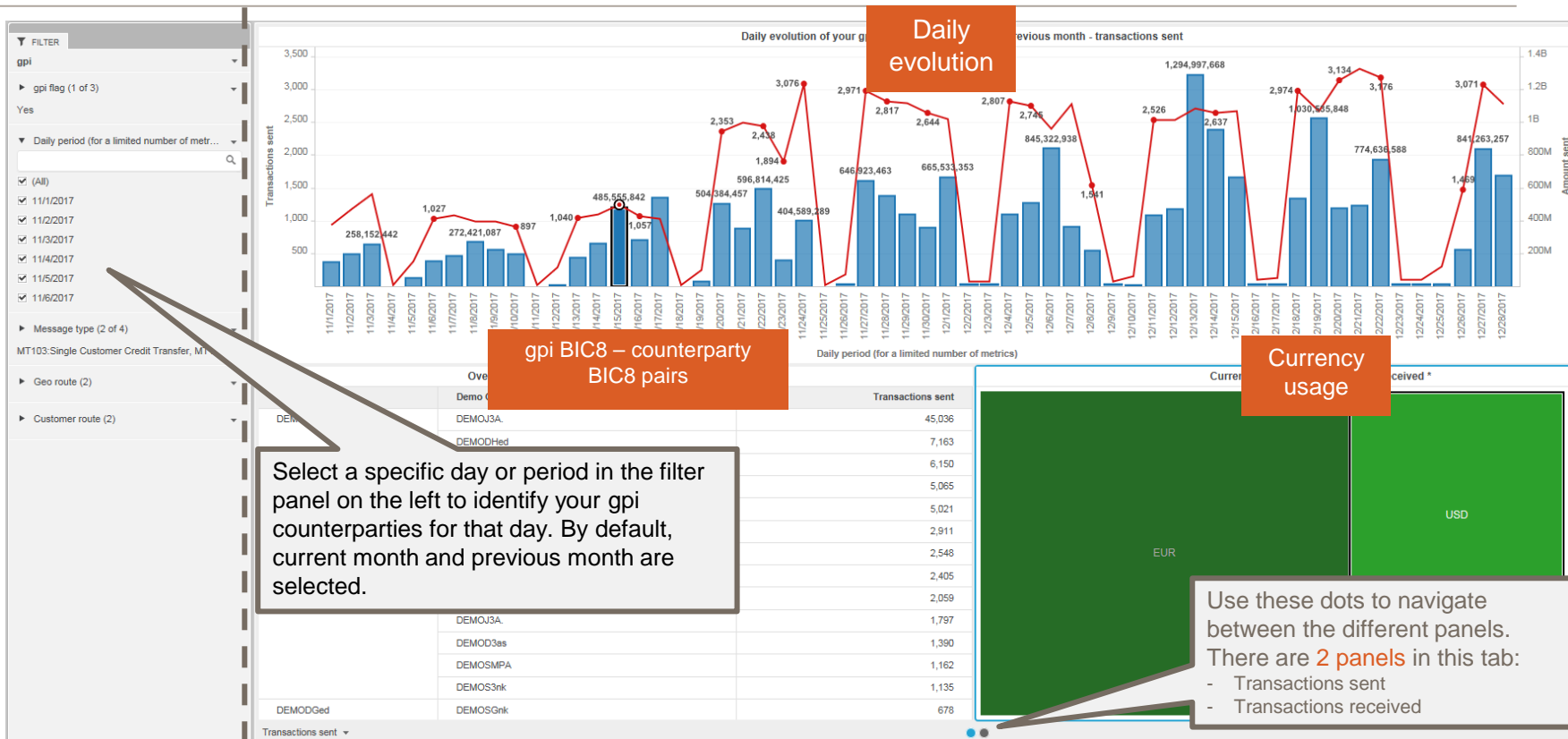
# Counterparty Analysis

Top end-to-end payment corridors – from initial ordering to ultimate beneficiary BIC8



# Gpi flows

## Overview of your gpi flows per day and your main gpi correspondents



Select a specific day or period in the filter panel on the left to identify your gpi counterparties for that day. By default, current month and previous month are selected.

Use these dots to navigate between the different panels. There are 2 panels in this tab:

- Transactions sent
- Transactions received

# Export data to Excel

Limited to the data shown in that specific visual

Deep dive on your outbound payments – volumes

Identify your top branches/subsidiaries and the top counterparties

Click on a BIC8 part of your group to visualise the evolution over time and identify its top counterparties

Click on a counterparty to visualise the evolution over time and identify its top counterparties

Use the grid below to deep dive on a specific currency.

Click on the arrow to export to Excel

| Transactions Sent from your Entities* |                 |                   |                     |
|---------------------------------------|-----------------|-------------------|---------------------|
| BIC8                                  | Counterparty    | Transactions sent | Growth Transactions |
| SWISS033                              | SWISS BANK CORP | 125,000           | 10%                 |
| SWISS033                              | SWISS BANK CORP | 50,000            | 5%                  |
| SWISS033                              | SWISS BANK CORP | 30,000            | 2%                  |
| SWISS033                              | SWISS BANK CORP | 20,000            | 1%                  |
| SWISS033                              | SWISS BANK CORP | 15,000            | 0%                  |
| SWISS033                              | SWISS BANK CORP | 10,000            | -1%                 |
| SWISS033                              | SWISS BANK CORP | 5,000             | -2%                 |
| SWISS033                              | SWISS BANK CORP | 5,000             | -3%                 |
| SWISS033                              | SWISS BANK CORP | 5,000             | -4%                 |
| SWISS033                              | SWISS BANK CORP | 5,000             | -5%                 |

Excel  
PDF  
Data

Show Data  
Export  
Maximize

Currency Overview

Transactions Sent Evolution

Transactions Sent Evolution

Jan 2016 Feb 2016 Mar 2016 Apr 2016 May 2016 Jun 2016 Jul 2016 Aug 2016 Sep 2016 Oct 2016

Jan 2016 Feb 2016 Mar 2016 Apr 2016 May 2016 Jun 2016 Jul 2016 Aug 2016 Sep 2016 Oct 2016

SWISS033

BA Premium Dashboard User Guides - Payments Dashboards – Executive reports – February 2018



# Find out more about Watch here



Learn more on our e-training platform: [SWIFT Smart](#)

Access to this module is only available for swift.com registered users.  
**Dedicated e-trainings on Watch Products available**



[Customer Support](#)



[Business Intelligence](#)  
[Transaction Banking](#)



[SWIFT Business Intelligence](#)

[Watch documentation](#)



Documentation available on the [Watch platform](#)



Provide us your feedback at [watch@swift.com](mailto:watch@swift.com)



[www.swift.com](http://www.swift.com)