




SWIFT IN FIGURES

October 2016 YTD



Key Highlights
October 2016 YTD

SWIFTNet FIN

5,377,702,956

Total FIN Messages (October 2016 YTD)

30,392,943

FIN Messages Peak Day on 30th June 2016

25,504,875

Average FIN Messages (October 2016 YTD)

26,037,114

Average FIN Messages (October 2016)

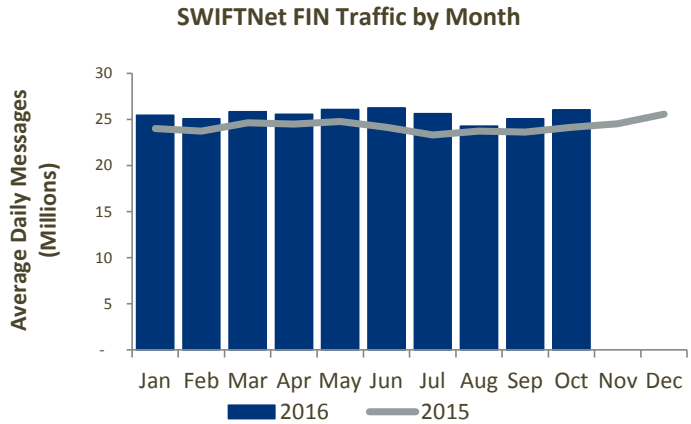
6.0%

FIN Growth (October 2016 YTD)

SWIFTNET FIN Customer Base

Live countries	> 200
Live members	2,433
Live sub-members	3,378
Live participants	5,486
Total live users	11,297

October 2016



SWIFTNet InterAct

3,557,119

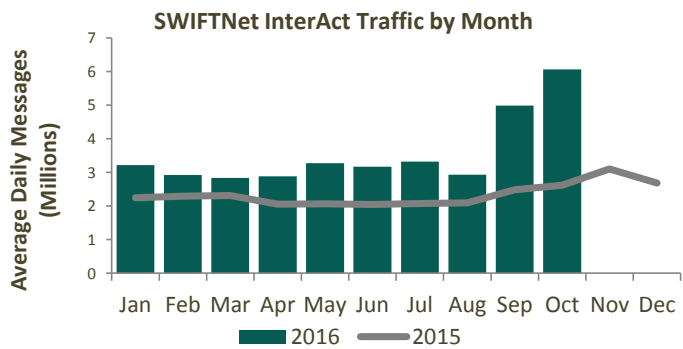
Average InterAct Messages (October 2016 YTD)

6,060,258

Average InterAct Messages (October 2016)

59.3%

InterAct Growth (October 2016 YTD)



SWIFTNet FileAct

16,166,279

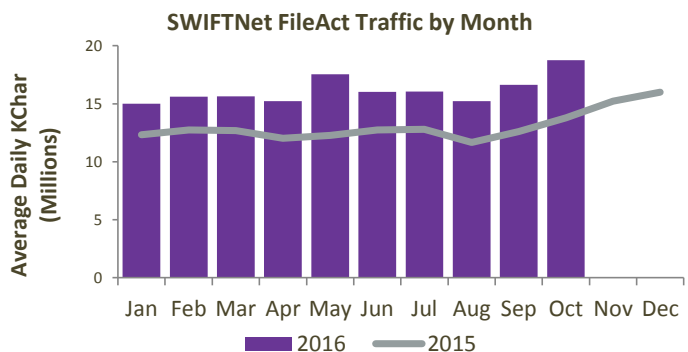
Average FileAct KChar (October 2016 YTD)

18,757,488

Average FileAct KChar (October 2016)

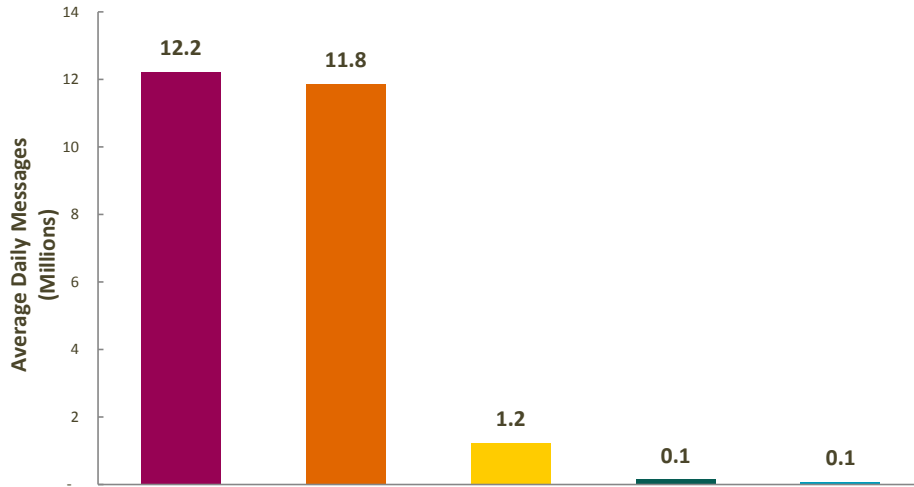
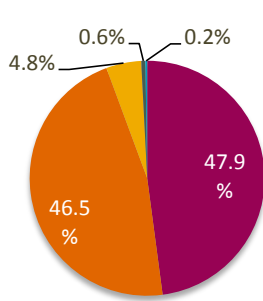
28.6%

FileAct Growth (October 2016 YTD)



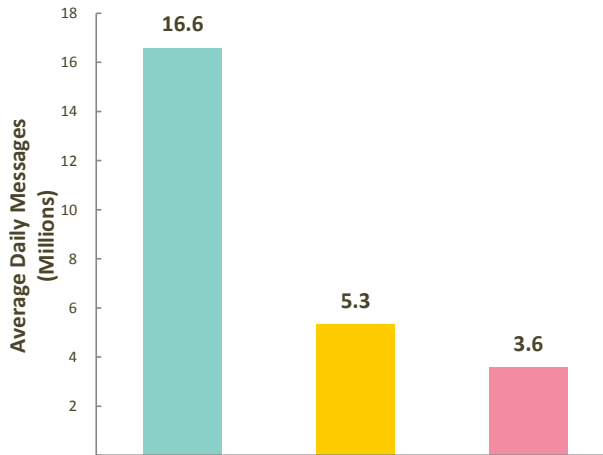
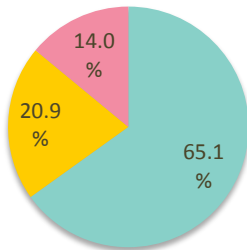
SWIFTNet FIN

Distribution by Market



	Payment	Securities	Treasury	Trade	System
YTD Average Daily Messages	12,216,072	11,849,039	1,231,694	145,763	62,308
Weight	47.9%	46.5%	4.8%	0.6%	0.2%
YTD Growth (*)	6.1%	6.1%	5.5%	-6.5%	6.3%
Contribution to Growth (*)	48.8%	47.1%	4.5%	-0.7%	0.3%

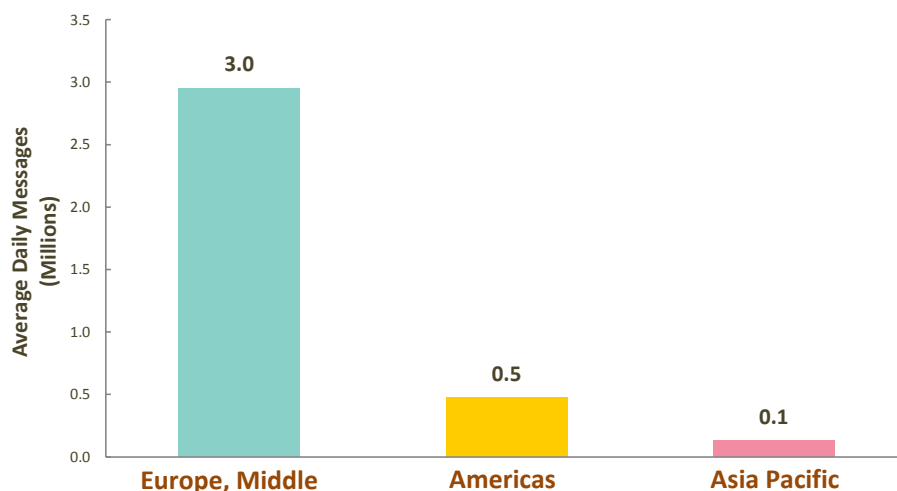
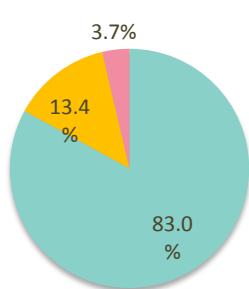
Distribution by Region



	Europe, Middle East & Africa	Americas	Asia Pacific
YTD Average Daily Messages	16,602,235	5,328,123	3,574,518
Weight	65.1%	20.9%	14.0%
YTD Growth (*)	5.1%	6.2%	10.5%
Contribution to Growth (*)	55.2%	21.3%	23.4%

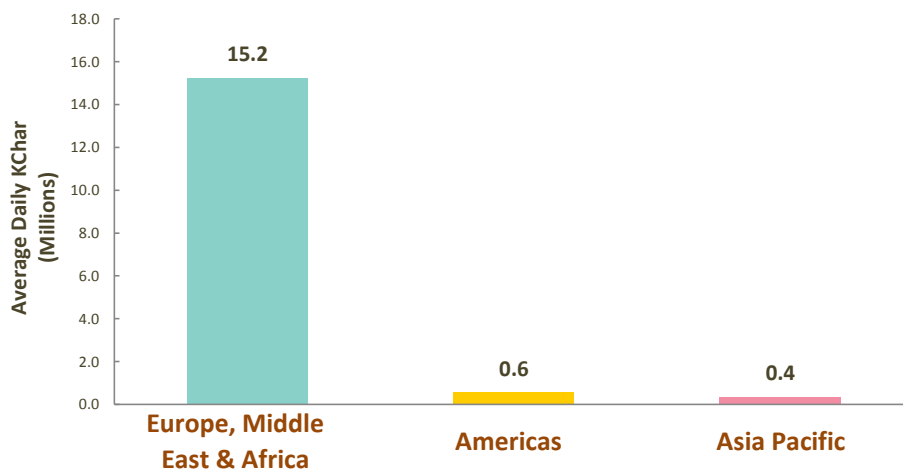
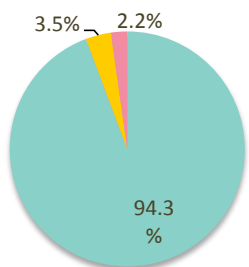
(*) Growth adjusted to business days (210.85 in 2016 vs 210.85 in 2015)

SWIFTNet InterAct



	Europe, Middle East & Africa	Americas	Asia Pacific
YTD Average Daily Messages	2,951,326	475,432	130,361
Weight	83.0%	13.4%	3.7%
YTD Growth (*)	68.2%	29.3%	18.1%
Contribution to Growth (*)	90.4%	8.1%	1.5%

SWIFTNet FileAct



	Europe, Middle East & Africa	Americas	Asia Pacific
YTD Average Daily KChar	15,242,200	563,888	360,191
Weight	94.3%	3.5%	2.2%
YTD Growth (*)	26.7%	45.2%	127.5%
Contribution to Growth (*)	89.5%	4.9%	5.6%

(*) Growth adjusted to business days (210.85 in 2016 vs 210.85 in 2015)

